BOOK 1 of 2

2021
TENTATIVE BUDGET
NIAGARA COUNTY, NEW YORK

OFFICE OF THE COUNTY MANAGER

RICHARD E. UPDEGROVE
COUNTY MANAGER

DANIEL HUNTINGTON
BUDGET DIRECTOR

November 13, 2020

To: The Honorable Members of the Niagara County Legislature

I am submitting for your review and approval the 2021 Tentative Operating Budget for Niagara County. Key factors surrounding our 2021 budgetary conditions are summarized below.

Property Tax Rate:
For 2021, the full value tax rate is $6.51, a $0.20 or 3.1% decrease per $1,000 of assessed valuation from last year's budget. This figure will vary based upon the 2020 New York State Equalization Rate established for each town and city.

Property Tax Levy – General Funds:
The 2021 Tentative Budget's property tax levy for General Funds is $86,067,473.

Property Tax Levy – Special Districts:
The 2021 Tentative Budget's property tax levy for the Special Districts is $9,282,335. This is comprised of $5.3 million for the Water District, $3.3 million for the Sewer District and $0.7 million for the Refuse District.

State Mandates:
Over the past years, there have been many discussions related to State mandated expenses that County governments are forced to pay, and how these expenses impact the County's tax levy. As addressed in the *"9 for 90 Campaign"* organized by the New York State Association of Counties (NYSAC), 9 State Mandates could potentially consume 90 percent or more of county property tax levies statewide.
All of these costs are determined and controlled by the State of New York and/or Federal Government, and are passed down to the County to be paid for with the tax levy.

The following table represents Niagara County's budgeted cost for these State mandated items in 2021:

Mandated Item	2021
Medicaid	41,104,469
New York State Retirement	13,131,386
Pre-School Special Ed	5,025,600
Safety Net	4,692,000
Probation	4,111,512
Indigent Defense	3,011,382
Early Intervention	2,687,247
Youth Detention	1,790,350
Child Welfare/Preventive Serv.	364,420
Total	**$ 75,918,366**

The total of these mandated items represents 88% of our 2021 tentative tax levy.

Sales Tax:
In 2021, the County's Sales Tax revenue is budgeted at $71.8 million, level with 2020.

Fund Balances:
Based on the current fund levels, planning for future years and cash flow needs, the 2021 budget reflects the use of $2.6 million of Unassigned Fund Balance. The County has maintained the required fund balance per the 2002 legislative resolution FN-021-02. The budget also includes the use of $1.3 million of Debt Reserve Fund Balance and $0.5 million of Committed Funds.

Below is a summary of the 2021 Estimated Revenue and use of Fund Balance for the General Funds:

A, CD, CM, D and DM Funds	2021 Tentative Budget	2020 Adopted Budget	2021 vs. 2020	
			$ Amount	%
Tax Levy	86,067,473	83,601,219	2,466,254	2.95%
State/Local/Federal	199,474,194	207,801,036	(8,326,842)	-4.01%
Sales Tax	71,809,400	71,809,400	0	0.00%
Unassigned Fund Balance	2,625,000	3,000,000	(375,000)	-12.50%
Committed Funds	548,430	729,882	(181,452)	-24.86%
Debt Reserve Fund Balance	1,350,000	1,350,000	0	0.00%
Total Revenue	**$361,874,497**	**$368,291,537**	**($6,417,040)**	**-1.74%**

Expenditures:
Total 2021 appropriations are budgeted to decrease by 1.74% from 2020. Items contributing to this decrease include: a $2.5 million decrease in Social Services contractual expenses related to Raise the Age legislation as a result of fewer placements than previously projected; a $2.3 million decrease in Medicaid costs as a result of CARES Act funding; a $1.0 million decrease in the County Health Insurance plan; and a $0.9 million decrease in Safety Net program expenditures.

Property Tax Cap:
For ten consecutive years, the County has developed a budget under the New York State Property Tax Cap Limit. In 2021, the allowable Tax Cap Limit is 3.82%. The County's 2021 property tax increase, including all funds, districts, and chargebacks, is 2.74%.

Positions:
In the 2021 tentative budget, 31 total positions are being abolished. This is comprised of 15 full time, 9 part time, and 7 seasonal positions.

Other:
The County contingency fund is budgeted at $200,000.

I wish to thank all department heads for developing fiscally responsible budgets that continue to provide an exemplary level of service and support to the residents of Niagara County. I would also like to extend my gratitude to the members of the Niagara County Legislature for their continued support.

Sincerely,

Richard E. Updegrove
Niagara County Manager

NIAGARA COUNTY LEGISLATURE

LEGISLATIVE DISTRICT	2020 LEGISLATORS
1	HON. IRENE M. MEYERS
2	HON. REBECCA J. WYDYSH
3	HON. MARK J. GROZIO
4	HON. OWEN T. STEED
5	HON. CHRISTOPHER A. ROBINS
6	HON. DENNIS F. VIRTUOSO
7	HON. JESSE P. GOOCH
8	HON. RICHARD L. ANDRES
9	HON. RANDY R. BRADT
10	HON. DAVID E. GODFREY
11	HON. ANTHONY J. NEMI
12	HON. WILLIAM J. COLLINS SR.
13	HON. ANITA MULLANE
14	HON. JOHN SYRACUSE
15	HON. MICHAEL A. HILL

LEGISLATIVE LEADERSHIP	
CHAIRMAN	HON. REBECCA J. WYDYSH
VICE CHAIRMAN	HON. JOHN SYRACUSE
MAJORITY LEADER	HON. RANDY R. BRADT
FIRST DEPUTY	HON. DAVID E. GODFREY
SECOND DEPUTY	HON. MIKE A. HILL
MINORITY LEADER	HON. DENNIS F. VIRTUOSO
FIRST DEPUTY	HON. OWEN T. STEED
SECOND DEPUTY	HON. MARK J. GROZIO

THIS PAGE LEFT BLANK INTENTIONALLY

INDEX

THIS PAGE LEFT BLANK INTENTIONALLY

INDEX

PAGE	
3-6	Property Tax Exemption Report
9	Organizational Chart
13-51	Statistical Data & Budget Summary Information
	TIER 1 - SAFETY AND SECURITY
55	Safety and Security Graph
	JUDICIAL
57	A.02.1162.000 Unified Court Budget
58	A.02.1162.100 Justices
59	A.02.1162.101 Grand Jury
60	A.02.1165.000 District Attorney
64	A.03.1170.000 Public Defender
68	A.04.1170.102 Conflict Defender/Assigned Counsel Administrator
73	A.01.1185.000 Coroners
	PUBLIC SAFETY
75	A.17.3020.000 E-911
79	A.17.3110.000 Sheriff
84	A.17.3150.000 Jail
89	A.17.3315.000 STOP-DWI
91	A.17.3645.000 Homeland Security
93	A.17.3989.300 Domestic Violence
97	A.17.3989.301 Welfare Fraud
	PROBATION
101	A.18.3140.000 Probation
106	A.18.3989.302 TASC
	Emergency Services
110	A.19.3020.000 E-911
112	A.19.3410.000 Fire Coordinator

PAGE	
	TIER 2 - COMMUNITY SERVICES
127	Community Services Graph
	SHARED SERVICES
129	A.10.1410.000 County Clerk
133	A.10.1410.103 County Clerk/DMV
137	A.10.1989.116 County Clerk/Partner Agencies
	EDUCATION
138	A.07.2490.000 Community College Tuition
140	A.08.2495.000 Contribution to NCCC
141	A.20.2960.000 Education Handicapped Children
	HEALTH
144	A.20.4010.000 PH-Administration
148	A.20.4059.000 Early Intervention
152	A.20.4090.000 Environmental Health
156	A.20.4189.401 PH-Nursing
	MENTAL HEALTH
161	A.21.4310.000 Mental Health Administration
166	A.21.4322.409 Community Disaster Crisis Prog.
168	A.21.4322.410 NF Community Mental Health
169	A.21.4322.412 Mental Health Association
171	A.21.4322.413 WNYILC
173	A.21.4322.414 North Pointe Council
175	A.21.4322.424 Cazenovia Recovery
177	A.21.4322.425 Best Self Behavioral Health
	TRANSPORTATION
179	A.11.5630.000 Bus Operation

INDEX

PAGE		
	SOCIAL SERVICES	
180	A.22.6010.000	Social Services Administration
186	A.22.6055.000	Day Care
188	A.22.6070.000	Services for Recipients
190	A.22.6101.000	Medical Assistance
192	A.22.6102.000	Medical Assistance-MMIS
193	A.22.6109.000	Family Assistance
195	A.22.6119.000	Foster Care
197	A.22.6119.600	Educ. Handicapped Children
199	A.22.6123.000	Juvenile Delinquent Care
201	A.22.6129.000	State Training School
202	A.22.6140.000	Safety Net
204	A.22.6141.000	Home Energy Assistance
206	A.22.6142.000	Emergency Aid for Adults
208	A.22.7310.000	Youth Bureau
211	A.22.7310.700	Youth Service Application
213	A.22.6989.116	Other Ec Dev-Partner Agency
	OFFICE FOR THE AGING	
214	A.24.6772.000	Office of the Aging
218	A.24.7610.702	Nutrition Program
222	A.11.7989.705	Outside Agencies

PAGE	
	TIER 3 - INFRASTRUCTURE AND FACILITIES
225	Infrastructure and Facilities Graph
	INFRASTRUCTURE AND FACILITIES
227	A.15.1440.000 DPW-Engineering
231	A.15.1490.000 DPW-Administration
235	A.15.1490.107 DPW-Procurement Group
237	A.15.1620.000 DPW-Buildings & Grounds
242	A.15.1620.108 DPW-N.C. Power Mgmt
244	A.15.6610.000 Sealer-Weights & Measures
248	A.15.7110.000 Niagara County Parks
253	A.15.8160.802 Solid Waste Recycling
256	A.16.1680.000 Information Technology
260	A.16.1680.109 Geographical Info System (GIS)
263	A.16.3645.000 Homeland Security
	TIER 4 - ECONOMIC DEVELOPMENT
267	Economic Development Graph
	ECONOMIC DEVELOPMENT
269	A.28.7989.704 Sportfishing
272	A.28.8020.000 Economic Development
276	A.28.8020.801 Economic Development Alliance
277	A.28.8020.811 Beautification Funds
279	A.28.8020.812 Casino Revenue
280	A.28.8020.813 Empower Niagara Funds
282	A.28.8989.116 - Other Home and Community Services-Partner Agency

INDEX

PAGE		
	TIER 5 - ADMINISTRATION	
285	Administration Graph	
287	Appropriated Fund Balance	
	LEGISLATIVE	
288	A.01.1010.000	Legislative Board
291	A.01.1040.000	Clerk of the Legislature
293	A.11.1420.000	County Attorney
297	A.14.1450.000	Board of Elections
	ADMINISTRATION	
301	A.05.1230.000	Office of the County Manager
305	A.06.1320.000	Department of Audit
308	A.07.1325.000	County Treasurer
312	A.08.1340.000	Management & Budget
316	A.09.1355.000	Real Property Tax Services
320	A.12.1430.000	Human Resources
324	A.13.1430.106	Risk Management Ben/Adm
328	A.01.1480.000	Public Information & Services
330	A.01.1670.000	Central Printing & Mailing

PAGE		
	ALL OTHER ITEMS	
	SPECIAL ITEMS	
337	A.13.1910.000	General Insurance
338	A.11.1930.110	Special Litigations
339	A.09.1950.000	Taxes & Assess./County Prop
340	A.07.1985.000	Distribution of Sales Tax
342	A.08.1990.000	Contingency Fund
343	A.08.1991.000	General Government Support
	EMPLOYEE BENEFITS	
347	A.12.9050.000	Unemployment Insurance
348	A.13.9055.000	Disability Insurance
350	A.13.9060.000	Hospital & Medical Insurance
352	A.13.9089.910	Flexible Benefits
	DEBT SERVICE	
357	A.07.9710.000	Serial Bonds
359	A.07.9785.000	Installment Purchase Debt
	OTHER MISC.	
363	A.07.9901.000	Interfund Transfers

THIS PAGE LEFT BLANK INTENTIONALLY

PROPERTY TAX EXEMPTION REPORT

THIS PAGE LEFT BLANK INTENTIONALLY

Assessor's Report - 2020 - Current Year File
S495 Exemption Impact Report
County Summary

Total Assessed Value 13,782,547,181

Equalized Total Assessed Value 20,019,276,709

Exemption Code	Exemption Name	Statutory Authority	Number of Exemptions	Total Equalized Value of Exemptions	Percent of Value Exempted
12100	NYS - GENERALLY	RPTL 404(1)	394	243,583,232	1.22
12350	PUBLIC AUTHORITY - STATE	RPTL 412	84	2,890,901,362	14.44
12370	STATE AUTHORITIES SPECIFIED	RPTL 412	9	23,397,120	0.12
13100	CO - GENERALLY	RPTL 406(1)	79	121,945,531	0.61
13350	CITY - GENERALLY	RPTL 406(1)	410	373,806,229	1.87
13380	CITY - NOT EX BY RPTL 406(1)	GEN MUNY L 411	1	708,028	0.00
13442	CITY O/S LIMITS - SEWER OR WATER	RPTL 406(3)	16	9,029,740	0.05
13500	TOWN - GENERALLY	RPTL 406(1)	307	61,279,832	0.31
13510	TOWN - CEMETERY LAND	RPTL 446	20	3,079,749	0.02
13650	VG - GENERALLY	RPTL 406(1)	50	11,598,592	0.06
13730	VG O/S LIMITS - SPECIFIED USES	RPTL 406(2)	2	43,523	0.00
13740	VG O/S LIMITS - SEWER OR WATER	RPTL 406(3)	1	11,477	0.00
13800	SCHOOL DISTRICT	RPTL 408	99	571,948,921	2.86
13850	BOCES	RPTL 408	3	14,600,554	0.07
13870	SPEC DIST USED FOR PURPOSE ESTAB	RPTL 410	19	103,258,329	0.52
13970	REGIONAL OTB CORPORATION	RACING L 513	2	1,305,306	0.01
14100	USA - GENERALLY	RPTL 400(1)	27	47,560,185	0.24
14110	USA - SPECIFIED USES	STATE L 54	8	38,899,174	0.19
14300	INDIAN RESERVATION	RPTL 454	48	241,879,424	1.21
18020	MUNICIPAL INDUSTRIAL DEV AGENCY	RPTL 412-a	266	815,896,865	4.08
18060	URBAN REN: OWNER-MUN U R AGENCY	GEN MUNY 555 & 560	8	1,702,676	0.01
18100	HOUSING: OWNER - MUNICIPALITY	P H FI L 36-a(2)	10	18,359,452	0.09
18180	UDC OWNED NON-HOUSING PROJECT	MC K UCON L 6272	3	203,380	0.00
21600	RES OF CLERGY - RELIG CORP OWNER	RPTL 462	46	10,229,807	0.05
25110	NONPROF CORP - RELIG(CONST PROT)	RPTL 420-a	472	167,194,393	0.84
25120	NONPROF CORP - EDUCL(CONST PROT)	RPTL 420-a	14	18,506,398	0.09
25130	NONPROF CORP - CHAR (CONST PROT)	RPTL 420-a	84	56,815,813	0.28
25210	NONPROF CORP - HOSPITAL	RPTL 420-a	28	112,101,806	0.56
25230	NONPROF CORP - MORAL/MENTAL IMP	RPTL 420-a	55	28,885,426	0.14
25300	NONPROF CORP - SPECIFIED USES	RPTL 420-b	96	40,533,295	0.20
25600	NONPROFIT HEALTH MAINTENANCE ORG	RPTL 486-a	5	4,560,701	0.02
26100	VETERANS ORGANIZATION	RPTL 452	17	3,265,863	0.02
26250	HISTORICAL SOCIETY	RPTL 444	11	2,479,600	0.01

Total Assessed Value 13,782,547,181

Equalized Total Assessed Value 20,019,276,709

Exemption Code	Exemption Name	Statutory Authority	Number of Exemptions	Total Equalized Value of Exemptions	Percent of Value Exempted
26400	INC VOLUNTEER FIRE CO OR DEPT	RPTL 464(2)	70	29,410,758	0.15
27350	PRIVATELY OWNED CEMETERY LAND	RPTL 446	94	10,712,036	0.05
28100	NOT-FOR-PROFIT HOUSING CO	RPTL 422	5	9,425,211	0.05
28110	NOT-FOR-PROFIT HOUSING COMPANY	RPTL 422	7	9,552,829	0.05
28120	NOT-FOR-PROFIT HOUSING CO	RPTL 422	43	45,066,790	0.23
28220	URBAN REN:OWNER-COMM DEV CORP	P H FI L 260	40	1,376,620	0.01
28520	NOT-FOR-PROFIT NURSING HOME CO	RPTL 422	4	48,707,854	0.24
28550	NOT-FOR-PROFIT HOUS CO-SR CITS CTR	RPTL 422	2	1,238,219	0.01
30300	SOLAR OR WIND ENERGY SYSTEM	RPTL 487	62	2,898,319	0.01
33401	TAX SALE - CITY OWNED	RPTL 406(5)	1	8,630	0.00
38260	MUN HSNG AUTH -NYS AIDED	PUB HSNG L 52(4)&(5)	30	39,338,462	0.20
41101	VETS EX BASED ON ELIGIBLE FUNDS	RPTL 458(1)	76	230,559	0.00
41102	VETS EX BASED ON ELIGIBLE FUNDS	RPTL 458(1)	12	39,966	0.00
41111	VET PRO RATA: FULL VALUE ASSMT	RPTL 458(5)	375	19,610,782	0.10
41112	VET PRO RATA: FULL VALUE ASSMT	RPTL 458(5)	15	724,155	0.00
41120	ALT VET EX-WAR PERIOD-NON-COMBAT	RPTL 458-a	2,292	40,763,681	0.20
41121	ALT VET EX-WAR PERIOD-NON-COMBAT	RPTL 458-a	1,180	21,113,530	0.11
41122	ALT VET EX-WAR PERIOD-NON-COMBAT	RPTL 458-a	1,300	19,339,260	0.10
41125	ALT VET EX-WAR PERIOD-NON-COMBAT	RPTL 458-a	1	18,679	0.00
41130	ALT VET EX-WAR PERIOD-COMBAT	RPTL 458-a	1,935	57,995,273	0.29
41131	ALT VET EX-WAR PERIOD-COMBAT	RPTL 458-a	968	28,911,046	0.14
41132	ALT VET EX-WAR PERIOD-COMBAT	RPTL 458-a	960	23,720,756	0.12
41140	ALT VET EX-WAR PERIOD-DISABILITY	RPTL 458-a	923	41,321,576	0.21
41141	ALT VET EX-WAR PERIOD-DISABILITY	RPTL 458-a	482	21,859,279	0.11
41142	ALT VET EX-WAR PERIOD-DISABILITY	RPTL 458-a	338	11,346,354	0.06
41145	ALT VET EX-WAR PERIOD-DISABILITY	RPTL 458-a	6	288,979	0.00
41150	COLD WAR VETERANS (10%)	RPTL 458-b	2	8,539	0.00
41151	COLD WAR VETERANS (10%)	RPTL 458-b	97	403,046	0.00
41152	COLD WAR VETERANS (10%)	RPTL 458-b	657	2,747,695	0.01
41171	COLD WAR VETERANS (DISABLED)	RPTL 458-b	9	161,241	0.00
41172	COLD WAR VETERANS (DISABLED)	RPTL 458-b	72	1,246,025	0.01
41300	PARAPLEGIC VETS	RPTL 458(3)	12	3,034,243	0.02
41400	CLERGY	RPTL 460	57	127,770	0.00

Equalized Total Assessed Value 20,019,276,709

Exemption Code	Exemption Name	Statutory Authority	Number of Exemptions	Total Equalized Value of Exemptions	Percent of Value Exempted
41700	AGRICULTURAL BUILDING	RPTL 483	123	8,164,152	0.04
41720	AGRICULTURAL DISTRICT	AG-MKTS L 305	1,715	76,958,029	0.38
41730	AGRIC LAND-INDIV NOT IN AG DIST	AG MKTS L 306	142	7,810,993	0.04
41750	AG LAND ELIGIBLE FOR AG ASSMT	AG-MKTS 305(7)	13	159,152	0.00
41800	PERSONS AGE 65 OR OVER	RPTL 467	292	14,461,603	0.07
41801	PERSONS AGE 65 OR OVER	RPTL 467	957	31,278,249	0.16
41802	PERSONS AGE 65 OR OVER	RPTL 467	888	39,829,946	0.20
41805	PERSONS AGE 65 OR OVER	RPTL 467	220	13,716,679	0.07
41900	PHYSICALLY DISABLED	RPTL 459	13	331,501	0.00
41901	PHYSICALLY DISABLED	RPTL 459	3	49,449	0.00
41930	DISABILITIES AND LIMITED INCOMES	RPTL 459-c	15	956,225	0.00
41931	DISABILITIES AND LIMITED INCOMES	RPTL 459-c	189	6,486,307	0.03
41932	DISABILITIES AND LIMITED INCOMES	RPTL 459-c	75	2,921,899	0.01
41935	DISABILITIES AND LIMITED INCOMES	RPTL 459-c	37	2,049,931	0.01
42100	SILOS, MANURE STORAGE TANKS,	RPTL 483-a	27	1,232,100	0.01
42120	TEMPORARY GREENHOUSES	RPTL 483-c	9	515,401	0.00
42130	FARM OR FOOD PROCESSING LABOR CAMPS	RPTL 483-d	32	2,062,698	0.01
44210	HOME IMPROVEMENTS	RPTL 421-f	91	895,075	0.00
44211	HOME IMPROVEMENTS	RPTL 421-f	11	322,642	0.00
44212	HOME IMPROVEMENTS	RPTL 421-f	201	3,712,221	0.02
47200	RAILROAD - PARTIALLY EXEMPT	RPTL 489-d&dd	1	4,267,882	0.02
47590	Mix-use Properties outside NYC	RPTL S485-a	6	1,497,437	0.01
47610	BUSINESS INVESTMENT PROPERTY POST 8/5	RPTL 485-b	125	10,482,305	0.05
47611	BUSINESS INVESTMENT PROPERTY POST 8/5	RPTL 485-b	34	1,567,086	0.01
47612	BUSINESS INVESTMENT PROPERTY POST 8/5	RPTL 485-b	29	5,957,828	0.03
47842	Green Bldg LEED - Silver	RPTL S470	3	921,514	0.00
47852	Green Bldg LEED - Gold	RPTL S470	3	1,155,583	0.01
47862	Green Bldg LEED - Platinum	RPTL S470	2	436,400	0.00
48650	LTD PROF HOUSING CO	P H FI L 33,556,654-a	14	13,868,583	0.07
48660	HOUSING DEVELOPMENT FUND CO	P H FI L 577,654-a	11	13,562,877	0.07
48670	REDEVELOPMENT HOUSING CO	P H FI L 125 & 127	1	1,146,377	0.01
49502	SOLAR OR WIND ENERGY SYSTEM	RPTL 487	3	263,668	0.00
49505	SOLAR OR WIND ENERGY SYSTEM	RPTL 487	2	621,127	0.00

Assessor's Report - 2020 - Current Year File
S495 Exemption Impact Report
County Summary

Total Assessed Value 13,782,547,181

Equalized Total Assessed Value 20,019,276,709

Exemption Code	Exemption Name	Statutory Authority	Number of Exemptions	Total Equalized Value of Exemptions	Percent of Value Exempted
49530	INDUSTRIAL WASTE TREATMENT FAC	RPTL 477	1	552,174	0.00
50000	SYSTEM CODE	STATUTORY AUTH NOT DEFINED	1	364,110	0.00
51002	SYSTEM CODE	STATUTORY AUTH NOT DEFINED	53	1,949,315	0.01
Total Exemptions Exclusive of System Exemptions:			**20,109**	**6,802,535,038**	**33.98**
Total System Exemptions:			**54**	**2,313,425**	**0.01**
Totals:			**20,163**	**6,804,848,463**	**33.99**

Values have been equalized using the Uniform Percentage of Value. The Exempt amounts do not take into consideration, payments in lieu of taxes or other payments for municipal services.

Amount, if any, attributable to payments in lieu of taxes: $1,804,986.93

ORGANIZATIONAL CHART

THIS PAGE LEFT BLANK INTENTIONALLY

NIAGARA COUNTY ORGANIZATIONAL CHART

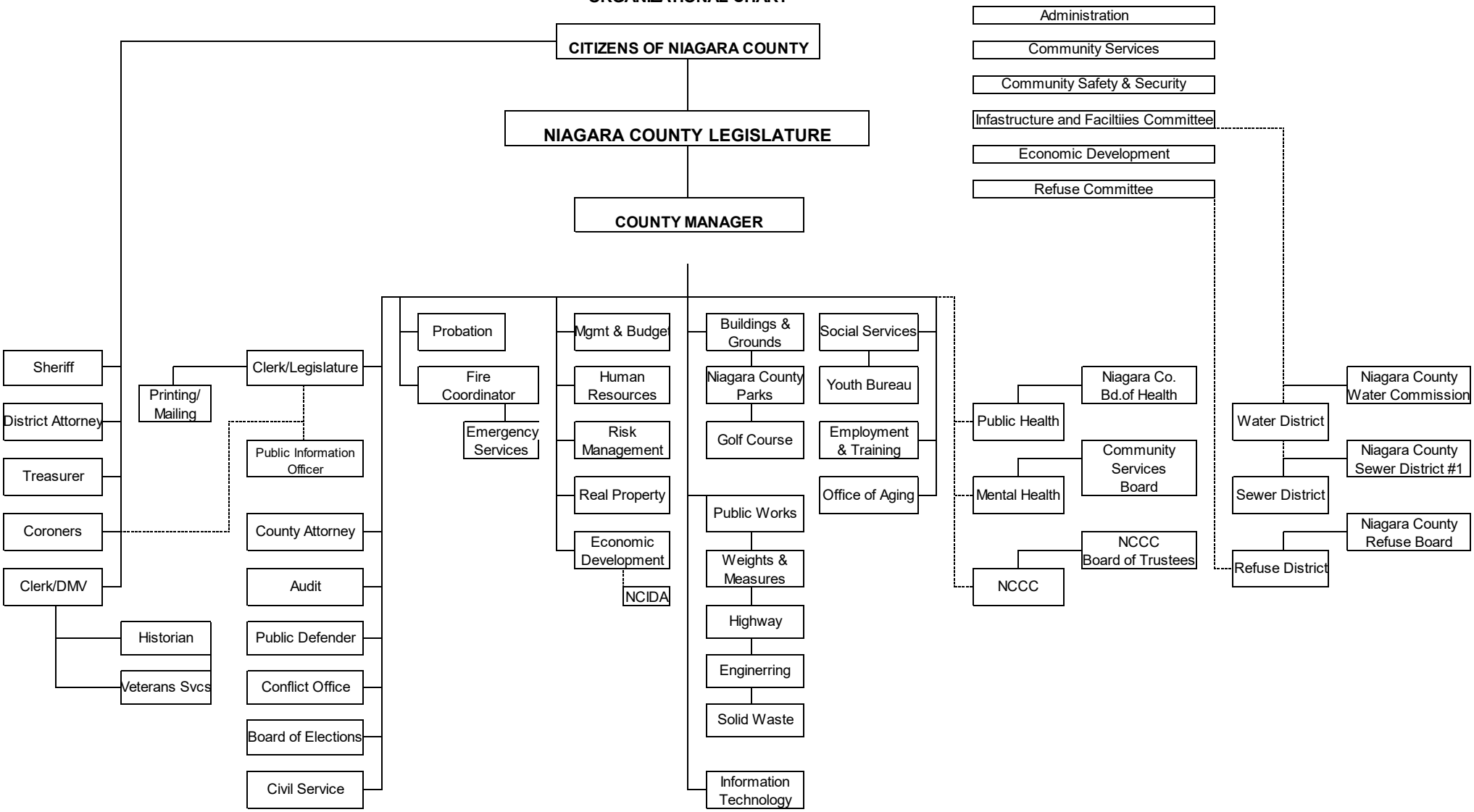

THIS PAGE LEFT BLANK INTENTIONALLY

BUDGET SUMMARY

THIS PAGE LEFT BLANK INTENTIONALLY

NIAGARA COUNTY
2021 TENTATIVE BUDGET

BUDGET SUMMARY TOTALS AND TAX LEVY BY FUND

Fund	Appropriations	Revenue	Appropriated Fund Balance	Other Reserves	2021 Tax Levy	2020 Tax Levy	Difference 2021 vs 2020	% Change
General	339,742,255	256,840,801	4,523,430	1,887,146	78,047,293	75,676,722	2,370,571	3.13%
Grants	7,242,733	6,982,288	0	0	260,445	291,821	-31,376	-10.8%
Workforce Innovation & Opportunity Act	3,956,557	3,956,557	0	0	330,731 *	319,155	11,576	3.6%
County Roads	8,573,691	1,728,700	0	0	6,844,991	6,780,814	64,177	0.9%
Road Machinery	1,843,313	1,259,300	0	0	584,013	532,707	51,306	9.6%
Golf Course	515,948	515,948	0	0	0	0	0	0.0%
Refuse District	763,560	5,438	105,627	0	652,495	705,663	-53,168	-7.5%
Water District	11,717,960	6,053,117	368,074	9,660	5,287,109	5,210,453	76,656	1.5%
Sewer District	7,054,978	3,062,247	650,000	0	3,342,731	3,304,899	37,832	1.1%
Totals	381,410,995	280,404,396	5,647,131	1,896,806	95,349,808	92,822,234	2,527,574	2.72%

*Note: NYS requires this amount to be treated as an interfund transfer, however it is property tax in the A fund

2020 Equalized/Modified Taxable Value	$13,227,979,892
2020 Adopted Budget Full Value Tax Rate	$6.51
2019 Adopted Budget Full Value Tax Rate	$6.71
Increase (Decrease)	-$0.20
% Increase (Decrease)	-3.09%

Dept ID		Appropriations	REVENUES Local	State	Federal	Total	Sales Tax	Fund Balance	Real Property Tax
TIER GRAND TOTALS									
Tier 1 - Safety and Security		64,970,680	10,059,421	5,103,332	1,585,479	16,748,232	0	11,284	48,211,164
Tier 2 - Community Services		187,513,887	20,184,686	32,937,927	44,047,431	97,170,044	0	0	90,343,843
Tier 3 - Infrastructure and Facilities		28,790,283	14,129,663	2,179,922	478,191	16,787,776	0	0	12,002,507
Tier 4 - Economic Development		1,163,388	292,583	0	0	292,583	0	0	870,805
Tier 5 - Administration		10,928,020	8,798,671	3,600	0	8,802,271	71,809,400	2,625,000	-72,308,651
All Other Items		68,508,239	52,691,000	5,005,057	1,977,231	59,673,288	0	1,887,146	6,947,805
Total Tiers and Other Items (W/O Districts)		361,874,497	106,156,024	45,229,838	48,088,332	199,474,194	71,809,400	4,523,430	86,067,473
Tax Levy									**86,067,473**
A FUND - BREAKDOWN BY NYS CHART OF ACCOUNTS									
A1000	Legislature	947,373	0	0	0	0	0	0	947,373
A1100	Judicial	9,653,139	170,873	2,286,603	0	2,457,476	0	500	7,195,163
A1200	Executive	475,631	0	0	0	0	0	0	475,631
A1300	Finance	3,399,156	6,417,091	600	0	6,417,691	71,809,400	2,625,000	-77,452,935
A1400	Staff	15,908,051	9,807,680	487,000	286,191	10,580,871	0	0	5,327,180
A1600	Shared Services	11,524,119	8,696,815	568,976	0	9,265,791	0	0	2,258,328
A1900	Special Items	54,937,361	52,300,000	0	0	52,300,000	0	0	2,637,361
A2000	Education	28,001,688	4,582,002	9,050,173	372,913	14,005,088	0	0	13,996,600
A3000	Public Safety	55,317,541	9,888,548	2,816,729	1,585,479	14,290,756	0	10,784	41,016,001
A4000	Health	24,394,415	5,128,572	9,478,930	1,174,612	15,782,114	0	0	8,612,301
A5000	Transportation	442,800	0	0	0	0	0	0	442,800
A6000	Economic Assistance and Opportunity	122,735,162	5,687,806	13,789,960	38,116,177	57,593,943	0	0	65,141,219
A7000	Culture and Recreation	3,758,312	300,875	392,126	867,641	1,560,642	0	0	2,197,670
A8000	Home and Community Services	1,249,901	290,083	95,946	0	386,029	0	0	863,872
A9000	Employee Benefits	1,353,259	391,000	0	0	391,000	0	0	962,259
A9700	Debt Service	5,313,616	0	0	0	0	0	537,146	4,776,470
A9900	Interfund Transfers	330,731	0	0	0	0	0	1,350,000	-1,019,269
	Total breakdown of A Fund	339,742,255	103,661,345	38,967,043	42,403,013	185,031,401	71,809,400	4,523,430	78,378,024
CM Fund	CM Grant Fund	7,242,733	0	5,005,057	1,977,231	6,982,288	0	0	260,445
CD Fund	CD WIOA (Job Training)	3,956,557	349,731	90,738	3,516,088	3,956,557	0	0	0
D Fund	D County Road	8,573,691	369,700	1,167,000	192,000	1,728,700	0	0	6,844,991
DM Fund	DM Road Machinery	1,843,313	1,259,300	0	0	1,259,300	0	0	584,013
ER Fund	ER Golf Course	515,948	515,948	0	0	515,948	0	0	0
	Total All Funds w/o Districts	361,874,497	106,156,024	45,229,838	48,088,332	199,474,194	71,809,400	4,523,430	86,067,473
	Amount to be Raised by Property Tax Levy								**86,067,473**

Dept ID		Appropriations	REVENUES Local	State	Federal	Total	Sales Tax	Fund Balance	Real Property Tax	
TIER 1 - SAFETY AND SECURITY										
	DISTRICT ATTORNEY									
A.02.1162.000	County Court	15,500	0	0	0	0	0	0	15,500	
A.02.1162.100	Justices	4,500	0	0	0	0	0	0	4,500	
A.02.1162.101	Grand Jury	63,629	0	0	0	0	0	0	63,629	
A.02.1165.000	District Attorney	3,979,034	170,873	230,179	0	401,052	0	500	3,577,482	
	Total District Attorney	4,062,663	170,873	230,179	0	401,052	0	500		3,661,111
A.03.1170.000	Public Defender	3,743,052	0	1,705,840	0	1,705,840	0	0	2,037,212	2,037,212
A.04.1170.102	Assigned Counsel & Conflict Admin	1,324,754	0	350,584	0	350,584	0	0	974,170	974,170
A.01.1185.000	Coroners	522,670	0	0	0	0	0	0	522,670	522,670
	SHERIFF									
A.17.3020.000	E-911	3,600,322	1,577,321	149,373	0	1,726,694	0	0	1,873,628	
A.17.3110.000	Sheriff	20,907,268	1,986,842	266,353	109,498	2,362,693	0	0	18,544,575	
A.17.3150.000	Jail	20,254,263	5,100,745	87,049	0	5,187,794	0	0	15,066,469	
A.17.3315.000	Stop DWI	230,784	195,000	0	25,000	220,000	0	10,784	0	
A.17.3645.000	Homeland Security	1,158,329	0	680,557	477,772	1,158,329	0	0	0	
A.17.3989.300	Domestic Violence	578,848	0	0	351,874	351,874	0	0	226,974	
A.17.3989.301	Welfare Fraud	337,184	337,184	0	0	337,184	0	0	0	
	Total Sheriff	47,066,998	9,197,092	1,183,332	964,144	11,344,568	0	10,784		35,711,646
	PROBATION									
A.18.3140.000	Probation	5,523,859	241,456	1,362,803	0	1,604,259	0	0	3,919,600	
A.18.3989.302	TASC	462,506	0	270,594	0	270,594	0	0	191,912	
	Total Probation	5,986,365	241,456	1,633,397	0	1,874,853	0	0		4,111,512
	EMERGENCY SERVICES									
A.19.3020.000	E-911	450,000	450,000	0	0	450,000	0	0	0	
A.19.3410.000	Fire Coordinator	660,436	0	0	0	0	0	0	660,436	
A.19.3640.000	Emergency Management	448,394	0	0	0	0	0	0	448,394	
A.19.3645.000	Homeland Security	705,348	0	0	621,335	621,335	0	0	84,013	
	Total Emergency Services	2,264,178	450,000	0	621,335	1,071,335	0	0		1,192,843
	Total Tier 1	**64,970,680**	**10,059,421**	**5,103,332**	**1,585,479**	**16,748,232**	**0**	**11,284**		**48,211,164**
TIER 2 - COMMUNITY SERVICES										
	COUNTY CLERK									
A.10.1410.000	County Clerk	2,639,589	1,516,500	163,000	0	1,679,500	0	0	960,089	
A.10.1410.103	County Clerk/DMV	2,622,009	2,750,000	0	0	2,750,000	0	0	-127,991	
	Total County Clerk	5,261,598	4,266,500	163,000	0	4,429,500	0	0		832,098
A.10.1989.116	County Clerk/Partner Agencies	669,461	0	0	0	0	0	0	669,461	669,461
A.07.2490.000	Community College Tuition	1,400,000	1,400,000	0	0	1,400,000	0	0	0	0

Dept ID		Appropriations	REVENUES Local	State	Federal	Total	Sales Tax	Fund Balance	Real Property Tax	
A.08.2495.000	Contribution to NCCC	8,971,000	0	0	0	0	0	0	8,971,000	8,971,000
	HEALTH									
A.20.2960.000	Education Hndcpd. Children	17,630,688	3,182,002	9,050,173	372,913	12,605,088	0	0	5,025,600	
A.20.4010.000	PH-Administration	1,039,305	0	308,000	8,327	316,327	0	0	722,978	
A.20.4059.000	PH-E.I. & Therapeutic Services	5,307,240	813,147	1,140,857	665,989	2,619,993	0	0	2,687,247	
A.20.4090.000	PH-Environmental	2,836,718	645,400	852,535	4,755	1,502,690	0	0	1,334,028	
A.20.4189.401	PH-Nursing	2,659,046	113,050	593,991	0	707,041	0	0	1,952,005	
	Total Public Health	29,472,997	4,753,599	11,945,556	1,051,984	17,751,139				11,721,858
	MENTAL HEALTH									
A.21.4310.000	Mental Health Admin.	8,311,647	3,556,975	2,516,009	495,541	6,568,525	0	0	1,743,122	
A.21.4322.409	Cmnty.Disaster Crisis Prgm	33,647	0	33,647	0	33,647	0	0	0	
A.21.4322.410	NF Community Health Center	3,300	0	0	0	0	0	0	3,300	
A.21.4322.412	Mental Health Association	104,363	0	68,664	0	68,664	0	0	35,699	
A.21.4322.413	WNYILC	148,947	0	148,947	0	148,947	0	0	0	
A.21.4322.414	Northpointe Council	2,238,208	0	2,112,836	0	2,112,836	0	0	125,372	
A.21.4322.424	Cazenovia Recovery	1,511,994	0	1,503,444	0	1,503,444	0	0	8,550	
A.21.4322.425	Best Self Behavioral Health	200,000	0	200,000	0	200,000	0	0	0	
	Total Mental Health	12,552,106	3,556,975	6,583,547	495,541	10,636,063	0	0		1,916,043
A.11.5630.000	NFTA Bus Operation	442,800	0	0	0	0	0	0	442,800	442,800
	SOCIAL SERVICES									
A.22.6010.000	Social Services Admin.	41,049,921	396,500	7,444,000	19,899,810	27,740,310	0	0	13,309,611	
A.22.6055.000	Day Care	3,600,000	1,000	250,000	2,984,580	3,235,580	0	0	364,420	
A.22.6070.000	Services for Recipients	2,200,000	0	0	2,200,000	2,200,000	0	0	0	
A.22.6101.000	Medical Assistance	50,000	1,250,000	-705,000	-495,000	50,000	0	0	0	
A.22.6102.000	Medical Assistance MMIS	41,104,469	0	0	0	0	0	0	41,104,469	
A.22.6106.000	Adult Family Homes	0	0	0	0	0	0	0	0	
A.22.6109.000	Family Assistance	10,450,000	1,875,000	4,000	9,270,000	11,149,000	0	0	-699,000	
A.22.6119.000	Foster Care	9,800,000	145,000	2,860,000	3,550,000	6,555,000	0	0	3,245,000	
A.22.6119.600	Educ.Handicapped Children	206,000	0	75,808	0	75,808	0	0	130,192	
A.22.6123.000	Juvenile Delinquent Care	1,750,000	125,000	1,156,000	0	1,281,000	0	0	469,000	
A.22.6129.000	State Training School	1,321,350	0	0	0	0	0	0	1,321,350	
A.22.6140.000	Safety Net	8,000,000	1,500,000	1,508,000	300,000	3,308,000	0	0	4,692,000	
A.22.6141.000	Home Energy Assistance	150,000	150,000	0	0	150,000	0	0	0	
A.22.6142.000	Emergency Aid for Adults	200,000	600	79,760	0	80,360	0	0	119,640	
A.22.7310.000	Niagara County Youth Bureau	551,024	0	93,976	292,000	385,976	0	0	165,048	
A.22.7310.700	Youth Service Application	276,150	0	276,150	0	276,150	0	0	0	
	Total Social Services	120,708,914	5,443,100	13,042,694	38,001,390	56,487,184	0	0		64,221,730
A.22.6989.116	Social Services Partner Agency	82,077	0	0	0	0	0	0	82,077	82,077

Dept ID		Appropriations	REVENUES Local	State	Federal	Total	Sales Tax	Fund Balance	Real Property Tax	
	OFFICE FOR THE AGING									
A.24.6772.000	Office for the Aging	2,566,336	201,406	1,112,392	406,787	1,720,585	0	0	845,751	
A.24.7610.702	CI - Nutrition Program	1,415,041	213,375	0	575,641	789,016	0	0	626,025	
	Total Office for the Aging	3,981,377	414,781	1,112,392	982,428	2,509,601	0	0		1,471,776
A.11.7989.705	Outside Agencies	15,000	0	0	0	0	0	0	15,000	15,000
	Total Tier 2	**183,557,330**	**19,834,955**	**32,847,189**	**40,531,343**	**93,213,487**	**0**	**0**		**90,343,843**
TIER 3 - INFRASTRUCTURE AND FACILITIES										
A.15.1440.000	DPW - Engineering	566,927	2,000	0	22,276	24,276	0	0	542,651	
A.15.1490.000	DPW - Administration	1,112,239	62,600	321,000	263,915	647,515	0	0	464,724	
A.15.1490.107	Procurement Group	3,423,000	3,423,000	0	0	3,423,000	0	0	0	
A.15.1620.000	Bldgs. & Grounds	5,902,160	5,295,223	568,976	0	5,864,199	0	0	37,961	
A.15.1620.108	Power Management	1,884,000	1,884,000	0	0	1,884,000	0	0	0	
A.15.6610.000	Sealer/Weights & Measures	205,009	43,300	5,000	0	48,300	0	0	156,709	
A.15.7110.000	Niagara County Parks	1,382,060	85,000	22,000	0	107,000	0	0	1,275,060	
A.15.8160.802	DPW-Solid Waste Recycling	205,550	0	95,946	0	95,946	0	0	109,604	
A.16.1680.000	Information Technology	2,996,094	1,189,592	0	0	1,189,592	0	0	1,806,502	
A.16.1680.109	Geographic Information System (GIS)	136,206	0	0	0	0	0	0	136,206	
A.16.3645.000	Homeland Security	44,086	0	0	0	0	0	0	44,086	
	Total Tier 3	**17,857,331**	**11,984,715**	**1,012,922**	**286,191**	**13,283,828**	**0**	**0**		**4,573,503**
TIER 4 - ECONOMIC DEVELOPMENT										
A.28.7989.704	Sport Fishing	119,037	2,500	0	0	2,500	0	0	116,537	116,537
	ECONOMIC DEVELOPMENT									
A.28.8020.000	Economic Development	824,686	91,093	0	0	91,093	0	0	733,593	
A.28.8020.801	Econ. Development Alliance	675	0	0	0	0	0	0	675	
A.28.8020.811	Beautification Funds	75,000	75,000	0	0	75,000	0	0	0	
A.28.8020.813	Empower Niagara Funds	123,990	123,990	0	0	123,990	0	0	0	
	Total Economic Development	1,024,351	290,083	0	0	290,083	0	0		734,268
A.28.8989.116	Economic Development Partner Agency	20,000	0	0	0	0	0	0	20,000	20,000
	Total Tier 4	**1,163,388**	**292,583**	**0**	**0**	**292,583**	**0**	**0**		**870,805**
TIER 5 - ADMINISTRATION										
A	Appropriated Fund Balance	0	0	0	0	0	0	2,625,000	-2,625,000	-2,625,000
	LEGISLATURE									
A.01.1010.000	Legislative Board	558,602	0	0	0	0	0	0	558,602	
A.01.1040.000	Clerk of the Legislature	388,771	0	0	0	0	0	0	388,771	
	Total Legislature	947,373	0	0	0	0	0	0		947,373
A.11.1420.000	County Attorney	1,154,964	280,393	0	0	280,393	0	0	874,571	874,571
A.14.1450.000	Board of Elections	2,806,725	1,127,024	3,000	0	1,130,024	0	0	1,676,701	1,676,701

Dept ID		Appropriations	REVENUES Local	State	Federal	Total	Sales Tax	Fund Balance	Real Property Tax	
	ADMINISTRATION									
A.05.1230.000	Office of County Manager	475,631	0	0	0	0	0	0	475,631	
A.06.1320.000	Audit	391,991	0	0	0	0	0	0	391,991	
A.07.1325.000	County Treasurer	1,710,001	6,109,247	0	0	6,109,247	71,809,400	0	-76,208,646	
A.08.1340.000	Office of Management & Budget	704,718	39,000	0	0	39,000	0	0	665,718	
A.09.1355.000	Real Property Tax Services	592,446	268,844	600	0	269,444	0	0	323,002	
A.12.1430.000	Human Resources	803,782	32,475	0	0	32,475	0	0	771,307	
A.13.1430.106	Risk Management	659,928	613,688	0	0	613,688	0	0	46,240	
A.01.1480.000	Public Information and Services	118,888	0	0	0	0	0	0	118,888	
A.01.1670.000	Central Printing & Mailing	561,573	328,000	0	0	328,000	0	0	233,573	
	Total Administration	6,018,958	7,391,254	600	0	7,391,854	71,809,400	0		-73,182,296
	Total Tier 5	**10,928,020**	**8,798,671**	**3,600**	**0**	**8,802,271**	**71,809,400**	**2,625,000**		**-72,308,651**
SPECIAL ITEMS										
A.13.1910.000	General Insurance	950,000	0	0	0	0	0	0	950,000	
A.11.1930.110	Special Litigations	140,000	0	0	0	0	0	0	140,000	
A.09.1950.000	Taxes/Assess-Cnty. Property	57,900	0	0	0	0	0	0	57,900	
A.07.1985.000	Distribution of Sales Tax	52,300,000	52,300,000	0	0	52,300,000	0	0	0	
A.07.1987.000	Distribution of Casino Moneys	0	0	0	0	0	0	0	0	
A.08.1990.000	Contingency Fund	200,000	0	0	0	0	0	0	200,000	
A.08.1991.000	General Government Support	620,000	0	0	0	0	0	0	620,000	
	Total Special Items	54,267,900	52,300,000	0	0	52,300,000	0	0		1,967,900
EMPLOYEE BENEFITS										
A.12.9050.000	Unemployment Insurance	100,000	0	0	0	0	0	0	100,000	
A.13.9055.000	Disability Insurance	91,000	91,000	0	0	91,000	0	0	0	
A.13.9060.000	Hospital and Medical Insurance	1,092,259	300,000	0	0	300,000	0	0	792,259	
A.13.9089.910	Flexible Benefits	70,000	0	0	0	0	0	0	70,000	
	Total Employee Benefits	1,353,259	391,000	0	0	391,000	0	0		962,259
DEBT SERVICE										
A.07.9710.000	Bonds	4,776,470	0	0	0	0	0	0	4,776,470	
A.07.9785.000	Installment Purchase Debt	537,146	0	0	0	0	0	537,146	0	
A.07.9901.000	Interfund Transfer/Debt Reserve	330,731	0	0	0	0	0	1,350,000	-1,019,269	
	Total Debt Service	5,644,347	0	0	0	0	0	1,887,146		3,757,201
	GRAND TOTAL "A" FUND	**339,742,255**	**103,661,345**	**38,967,043**	**42,403,013**	**185,031,401**	**71,809,400**	**4,523,430**		**78,378,024**
CM GRANT FUND										
CM.02.1989.114	Motor Vehicle Theft Ins Fraud	165,829	0	109,443	0	109,443	0	0	56,386	
CM.02.1989.115	Project IMPACT/Project GIVE	218,105	0	167,405	0	167,405	0	0	50,700	
CM.17.3989.303	Traffic Safety Program	91,775	0	0	91,462	91,462	0	0	313	
CM.20.4046.418	PH-Children/Special Needs	68,900	0	11,886	31,263	43,149	0	0	25,751	
CM.20.4070.419	PH-Childhood Lead Prevention	231,690	0	231,690	0	231,690	0	0	0	
CM.20.4070.420	PH-Lead Hazard Reduction	809,457	0	0	809,457	809,457	0	0	0	
CM.20.4189.403	PH-Lead Poison Prevention	128,251	0	70,898	25,612	96,510	0	0	31,741	
CM.20.4189.404	PH-Vaccine Distribution	206,114	0	24,091	105,879	129,970	0	0	76,144	

Dept ID		Appropriations	REVENUES Local	State	Federal	Total	Sales Tax	Fund Balance	Real Property Tax
CM.20.4189.405	PH-Healthy Neighborhoods	182,400	0	0	182,400	182,400	0	0	0
CM.20.4189.406	PH-Emergency Planning Grant	582,594	0	15,036	548,148	563,184	0	0	19,410
CM.20.4189.408	PH-Prevention & Response	72,000	0	0	72,000	72,000	0	0	0
CM.21.4322.415	MH-Community Support Sys.	1,814,827	0	1,814,827	0	1,814,827	0	0	0
CM.21.4322.416	MH-Intensive Case Mgmt.	1,048,557	0	1,048,557	0	1,048,557	0	0	0
CM.21.4322.423	MH-Supported Housing	439,037	0	439,037	0	439,037	0	0	0
CM.24.6772.601	HEAP Program - Aging	20,868	0	0	20,868	20,868	0	0	0
CM.24.6772.602	Unmet Needs - Aging	523,217	0	523,217	0	523,217	0	0	0
CM.24.6772.603	NY Connects-Aging	296,842	0	279,637	17,205	296,842	0	0	0
CM.24.7610.703	Wellness in Nutrition-Aging	308,258	0	269,333	38,925	308,258	0	0	0
CM.28.6989.609	Hazardous Substances-2018	26,733	0	0	26,733	26,733	0	0	0
CM.28.6989.610	EPA Brownfield Petro	7,279	0	0	7,279	7,279	0	0	0
	Total Grant Fund	7,242,733	0	5,005,057	1,977,231	6,982,288	0	0	260,445
TIER 2 - OTHER FUNDS									
CD.29.1910.000	General Insurance	753	0	0	0	0	0	0	753
CD.29.6290.000	Workforce Innovation and Opportunity Act	2,009,932	19,000	90,738	1,575,216	1,684,954	0	0	324,978
CD.29.6291.000	Workforce Innovation and Opportunity Act	1,940,872	0	0	1,940,872	1,940,872	0	0	0
CD.29.9050.000	Unemployment	5,000	0	0	0	0	0	0	5,000
CD.29.9901.000	Interfund Transfer	0	330,731	0	0	330,731	0	0	-330,731
	Total Workforce Invest.	3,956,557	349,731	90,738	3,516,088	3,956,557	0	0	0
	Total Tier 2 - Other Funds	**3,956,557**	**349,731**	**90,738**	**3,516,088**	**3,956,557**	**0**	**0**	**0**
TIER 3 - OTHER FUNDS									
	D - COUNTY ROAD FUND								
D	Appropriated Fund Balance	0	0	0	0	0	0	0	0
D.15.5010.000	Highway Administration	434,191	0	0	0	0	0	0	434,191
D.15.5110.000	Highway Maintenance	4,903,750	369,700	1,000,000	0	1,369,700	0	0	3,534,050
D.15.5120.000	Bridge Maintenance	247,750	0	0	192,000	192,000	0	0	55,750
D.15.5140.000	Drainage	417,000	0	0	0	0	0	0	417,000
D.15.5142.000	Snow Removal - County	2,399,000	0	0	0	0	0	0	2,399,000
D.15.5144.000	Snow Removal - State	167,000	0	167,000	0	167,000	0	0	0
D.15.9050.000	Unemployment	5,000	0	0	0	0	0	0	5,000
	Total County Road	8,573,691	369,700	1,167,000	192,000	1,728,700	0	0	6,844,991
	DM - ROAD MACHINERY								
DM	Appropriated Fund Balance	0	0	0	0	0	0	0	0
DM.15.1910.000	General Insurance	7,000	0	0	0	0	0	0	7,000
DM.15.5130.000	Road Machinery Admin.	478,725	1,214,300	0	0	1,214,300	0	0	-735,575
DM.15.5132.000	Vehicle Maintenance	1,355,588	45,000	0	0	45,000	0	0	1,310,588
DM.15.9050.000	Unemployment	2,000	0	0	0	0	0	0	2,000
DM.15.9901.000	Interfund Transfer	0	0	0	0	0	0	0	0
	Total Road Machinery	1,843,313	1,259,300	0	0	1,259,300	0	0	584,013
	ER - N.C. GOLF COURSE								
ER.26.1375.000	Credit Card	8,000	0	0	0	0	0	0	8,000
ER.26.1910.000	General Insurance	1,300	0	0	0	0	0	0	1,300

Dept ID		Appropriations	REVENUES Local	State	Federal	Total	Sales Tax	Fund Balance	Real Property Tax	
ER.26.7140.000	Niagara County Golf Course	505,648	515,948	0	0	515,948	0	0	-10,300	
ER.26.9050.000	Unemployment	1,000	0	0	0	0	0	0	1,000	
	Total Golf Course	515,948	515,948	0	0	515,948	0	0		0
	Total Tier 3 - Other Funds	**10,932,952**	**2,144,948**	**1,167,000**	**192,000**	**3,503,948**	**0**	**0**		**7,429,004**
Total Real Property Tax on "A" Fund, Grants E & T, Highway, Machinery		**361,874,497**	**106,156,024**	**45,229,838**	**48,088,332**	**199,474,194**	**71,809,400**	**4,523,430**		**86,067,473**
	Tax Levy									**86,067,473**
										83,601,219
EL - REFUSE DISTRICT										2,466,254
EL	Appropriated Fund Balance	0	0	0	0	0	0	105,627	-105,627	
EL.30.1910.000	General Insurance	4,371	0	0	0	0	0	0	4,371	
EL.30.8161.000	Landfill Closure/Post Closure	325,038	5,438	0	0	5,438	0	0	319,600	
EL.30.8161.806	Wheatfield Remediation	34,588	0	0	0	0	0	0	34,588	
EL.30.9710.000	Bonds	399,563	0	0	0	0	0	0	399,563	
	Total "EL" Refuse District	**763,560**	**5,438**	**0**	**0**	**5,438**	**0**	**105,627**		**652,495**
FX - WATER DISTRICT										
FX	Appropriated Fund Balance	0	0	0	0	0	0	368,074	-368,074	
FX.31.1910.000	General Insurance	100,276	0	0	0	0	0	0	100,276	
FX.31.1950.000	Taxes on Real Property	15,400	0	0	0	0	0	0	15,400	
FX.31.1990.000	Contingency	100,000	0	0	0	0	0	0	100,000	
FX.31.8310.000	Water Administration	377,014	6,053,117	0	0	6,053,117	0	0	-5,676,103	
FX.31.8320.000	Source of Supply	39,400	0	0	0	0	0	0	39,400	
FX.31.8330.000	Purification	3,508,481	0	0	0	0	0	0	3,508,481	
FX.31.8340.000	Transmission & Distribution	2,444,458	0	0	0	0	0	0	2,444,458	
FX.31.9710.000	Bonds	4,082,931	0	0	0	0	0	0	4,082,931	
FX.31.9901.000	Interfund Transfers	1,050,000	0	0	0	0	0	9,660	1,040,340	
	Total "FX" Water District	**11,717,960**	**6,053,117**	**0**	**0**	**6,053,117**	**0**	**377,734**		**5,287,109**
G - SEWER DISTRICT										
G	Appropriated Fund Balance	0	0	0	0	0	0	650,000	-650,000	
G.32.1910.000	General Insurance	91,023	0	0	0	0	0	0	91,023	
G.32.1950.000	Taxes & Assessments on County Property	15,000	0	0	0	0	0	0	15,000	
G.32.8110.000	Sewer District Administration	603,181	3,061,247	0	0	3,061,247	0	0	-2,458,066	
G.32.8130.000	Sewage Treatment & Disposal	5,367,748	1,000	0	0	1,000	0	0	5,366,748	
G.32.9050.000	Unemployment	2,000	0	0	0	0	0	0	2,000	
G.32.9710.000	Bonds	806,026	0	0	0	0	0	0	806,026	
G.32.9901.000	Interfund Transfers	170,000	0	0	0	0	0	0	170,000	
	Total "G" Sewer District	**7,054,978**	**3,062,247**	**0**	**0**	**3,062,247**	**0**	**650,000**		**3,342,731**

NIAGARA COUNTY
2021 TENTATIVE BUDGET

WHERE THE MONEY GOES ($309,574,497)*

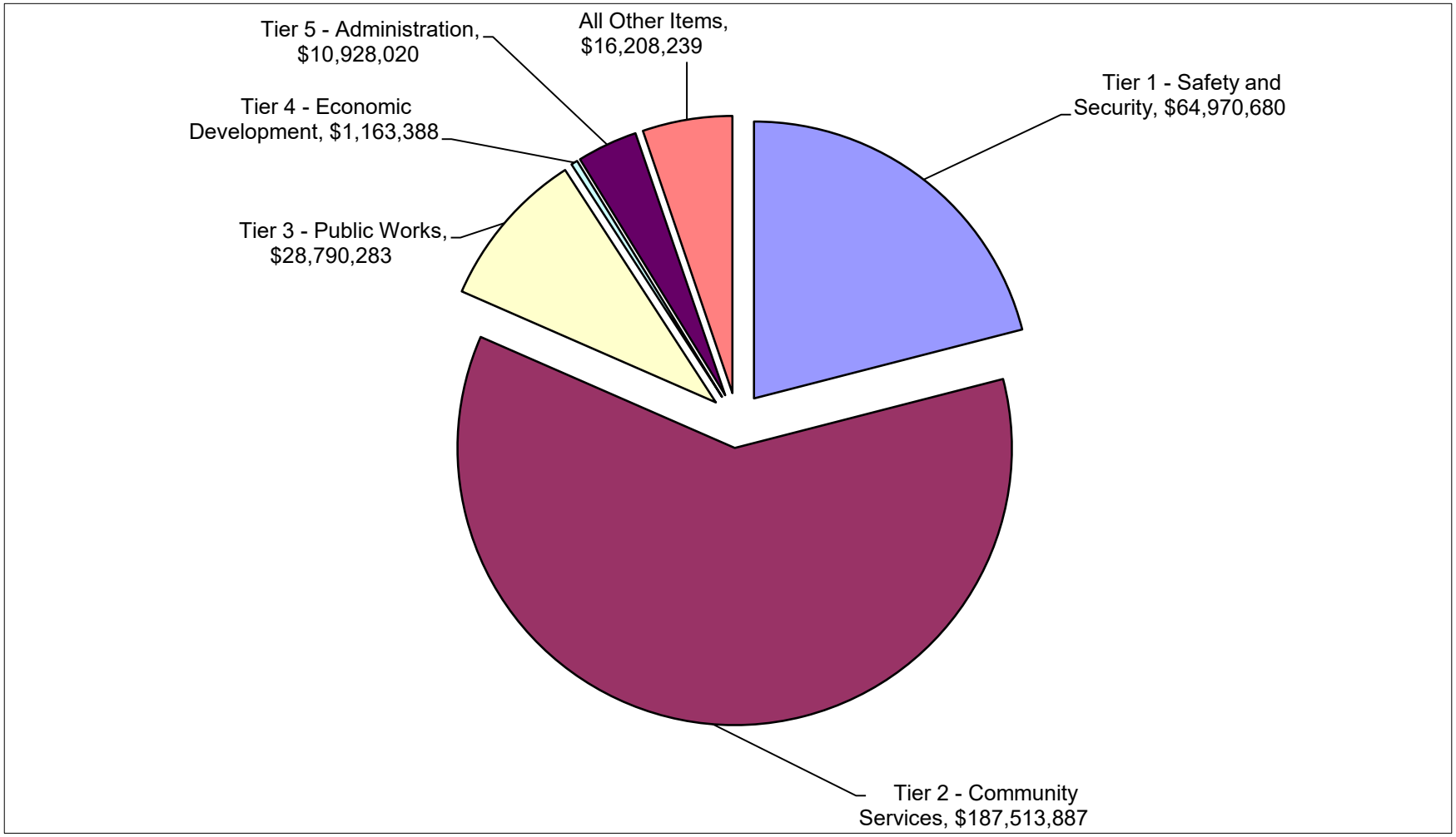

NOTE: All Other Items include: Employee Benefits, Debt Service, the CM Fund, and Special Items.

* This figure does not include $52,300,000 of appropriations which is offset by corresponding revenue of $52,300,000 for sales tax shared with other government entities.

NIAGARA COUNTY
2021 TENTATIVE BUDGET

WHERE THE MONEY COMES FROM ($309,574,497)*

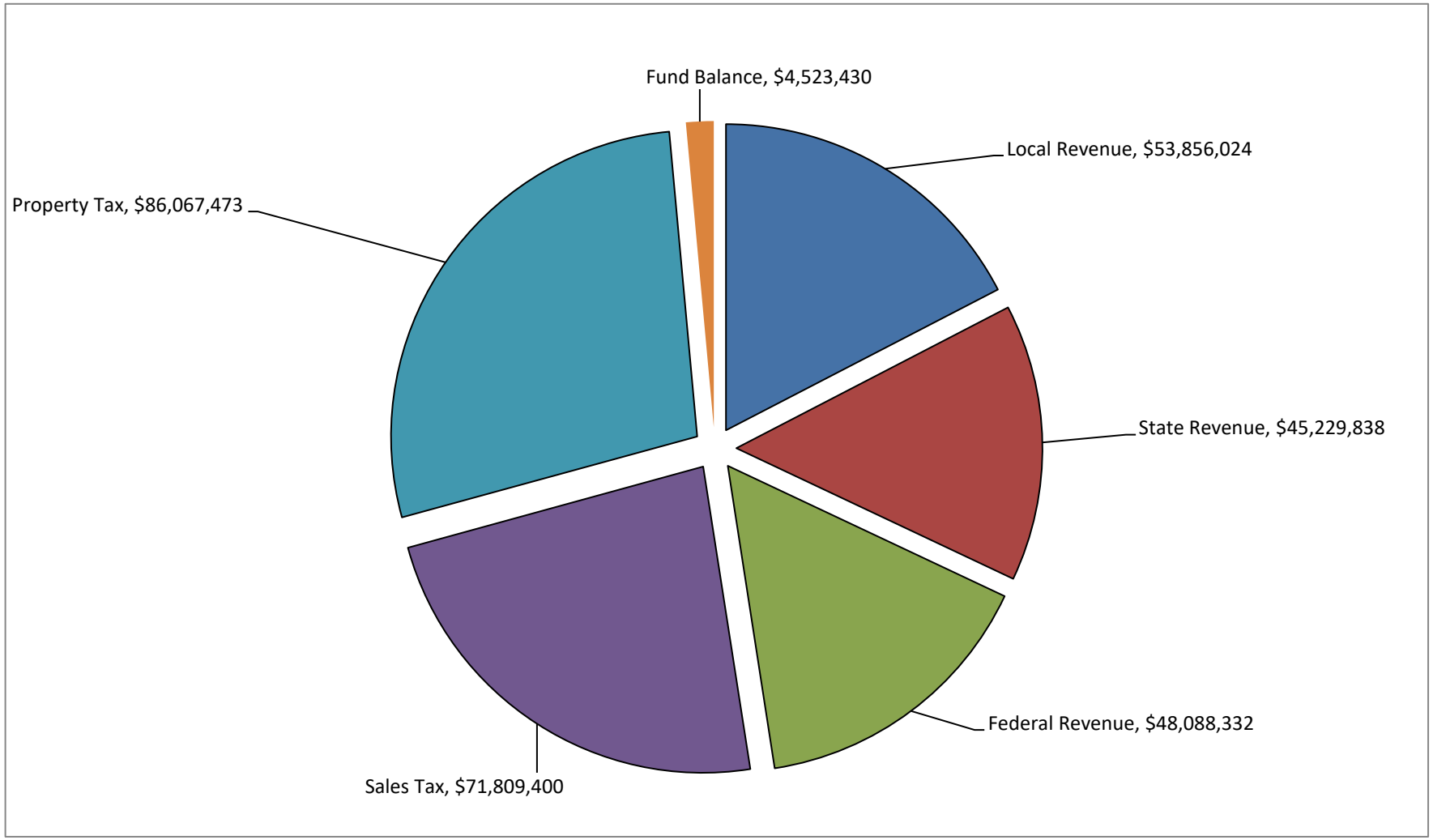

* This figure does not include $52,300,000 of revenue which is offset by corresponding appropriations of $52,300,000 for sales tax shared with other government entities.

NIAGARA COUNTY
2021 TENTATIVE BUDGET

COUNTY COST COMPARISON

Fund/Dept Code	Department Name	2020 County Cost	2021 County Cost	2021 vs. 2020
A - General Fund	Appropriated Fund Balance	(3,000,000)	(2,625,000)	375,000
A.01.1010.000	Legislative Board	570,943	558,602	(12,341)
A.01.1040.000	Clerk of the Legislature	444,133	388,771	(55,362)
A.01.1185.000	Coroners	521,673	522,670	997
A.01.1480.000	Public Information and Services	122,171	118,888	(3,283)
A.01.1670.000	Central Printing & Mailing	236,342	233,573	(2,769)
A.02.1162.000	Unified Court	7,000	15,500	8,500
A.02.1162.100	Justices	4,500	4,500	0
A.02.1162.101	Grand Jury	60,379	63,629	3,250
A.02.1165.000	District Attorney	3,561,429	3,577,482	16,053
A.03.1170.000	Public Defender	1,890,423	2,037,212	146,789
A.04.1170.102	Assigned Counsel Administrator	958,444	974,170	15,726
A.05.1230.000	Office of County Manager	464,390	475,631	11,241
A.06.1320.000	Department of Audit	370,880	391,991	21,111
A.07.1325.000	County Treasurer	(77,615,797)	(76,208,646)	1,407,151
A.07.1985.000	Distribution of Sales Tax	0	0	0
A.07.1987.000	Distribution of Casino Moneys	0	0	0
A.07.2490.000	Community College Tuition	0	0	0
A.07.9710.000	Bonds	4,737,734	4,776,470	38,736
A.07.9785.000	Installment Purchase Debt	0	0	0
A.07.9901.000	Interfund Transfer-Capital Reserve *	(1,030,845)	(1,019,269)	11,576
A.08.1340.000	Management & Budget	669,007	665,718	(3,289)
A.08.1990.000	Contingency	200,000	200,000	0
A.08.1991.000	General Government Support	420,000	620,000	200,000
A.08.2495.000	Contribution to NCCC	8,971,000	8,971,000	0
A.09.1355.000	Real Property Tax Services	317,829	323,002	5,173
A.09.1950.000	Taxes on County Property	57,900	57,900	0
A.10.1410.000	County Clerk	1,294,784	960,089	(334,695)
A.10.1410.103	County Clerk/DMV	(59,860)	(127,991)	(68,131)
A.10.1989.116	County Clerk/Partner Agencies	704,461	669,461	(35,000)

NIAGARA COUNTY
2021 TENTATIVE BUDGET

COUNTY COST COMPARISON

Fund/Dept Code	Department Name	2020 County Cost	2021 County Cost	2021 vs. 2020
A.11.1420.000	County Attorney	890,001	874,571	(15,430)
A.11.1930.110	Special Litigations	140,000	140,000	0
A.11.5630.000	NFTA Bus Operation	442,800	442,800	0
A.11.7989.705	Outside Agency Grants	50,000	15,000	(35,000)
A.12.1430.000	Human Resources	745,343	771,307	25,964
A.12.9050.000	Unemployment Insurance	100,000	100,000	0
A.13.1430.106	Risk Management	45,770	46,240	470
A.13.1910.000	General Insurance	950,000	950,000	0
A.13.9055.000	Disability Insurance	0	0	0
A.13.9060.000	Hospital & Medical Insurance	822,023	792,259	(29,764)
A.13.9089.910	Flexible Benefits	70,000	70,000	0
A.14.1450.000	Board of Elections	1,947,437	1,676,701	(270,736)
A.15.1440.000	DPW-Engineering	523,217	542,651	19,434
A.15.1490.000	DPW-Administration	571,165	464,724	(106,441)
A.15.1490.107	Procurement Group	0	0	0
A.15.1620.000	Bldg/Grounds	(546,094)	37,961	584,055
A.15.1620.108	Power Management	0	0	0
A.15.6610.000	Sealer/Weights & Measures	151,924	156,709	4,785
A.15.7110.000	Parks	1,254,267	1,275,060	20,793
A.15.8160.802	PW-Solid Waste Recycling	115,466	109,604	(5,862)
A.16.1680.000	Information Technology	1,612,056	1,806,502	194,446
A.16.1680.109	GIS	134,656	136,206	1,550
A.16.3645.000	Homeland Security	0	44,086	44,086
A.17.3020.000	E-911	1,844,184	1,873,628	29,444
A.17.3110.000	Sheriff	18,387,517	18,544,575	157,058
A.17.3150.000	Jail	15,573,382	15,066,469	(506,913)
A.17.3315.000	STOP-DWI	0	0	0
A.17.3645.000	Homeland Security	0	0	0
A.17.3989.300	Domestic Violence	254,525	226,974	(27,551)
A.17.3989.301	Welfare Fraud	0	0	0

NIAGARA COUNTY
2021 TENTATIVE BUDGET

COUNTY COST COMPARISON

Fund/Dept Code	Department Name	2020 County Cost	2021 County Cost	2021 vs. 2020
A.18.3140.000	Probation	3,980,418	3,919,600	(60,818)
A.18.3989.302	TASC	176,203	191,912	15,709
A.19.3020.000	E-911	0	0	0
A.19.3410.000	Fire Coordinator	754,249	660,436	(93,813)
A.19.3640.000	Emergency Management	465,937	448,394	(17,543)
A.19.3645.000	Homeland Security	84,461	84,013	(448)
A.20.2960.000	Educate Handicapped Children	4,944,422	5,025,600	81,178
A.20.4010.000	PH-Administration	687,185	722,978	35,793
A.20.4059.000	PH-E.I. & Therapeutic Services	2,517,761	2,687,247	169,486
A.20.4090.000	PH-Environmental	1,564,511	1,334,028	(230,483)
A.20.4189.401	PH-Nursing	1,964,405	1,952,005	(12,400)
A.21.4310.000	Mental Health Administration	1,152,142	1,743,122	590,980
A.21.4322.409	Community Disaster Crisis Prgm.	0	0	0
A.21.4322.410	N.F. Community Health Center	3,300	3,300	0
A.21.4322.412	Mental Health Association	35,699	35,699	0
A.21.4322.413	WNYILC	0	0	0
A.21.4322.414	Northpointe Council	125,372	125,372	0
A.21.4322.424	Cazenovia Recovery	8,550	8,550	0
A.21.4322.425	Best Self Behavioral Health	0	0	0
A.22.6010.000	Social Services Administration	11,591,235	13,309,611	1,718,376
A.22.6055.000	Day Care	364,000	364,420	420
A.22.6070.000	Services for Recipients	0	0	0
A.22.6101.000	Medical Assistance	0	0	0
A.22.6102.000	Medical Assistance MMIS	43,397,640	41,104,469	(2,293,171)
A.22.6106.000	Adult Family Homes	0	0	0
A.22.6109.000	Family Assistance	(800,000)	(699,000)	101,000
A.22.6119.000	Foster Care	2,525,000	3,245,000	720,000
A.22.6119.600	Educ.Handicapped Children	100,000	130,192	30,192
A.22.6123.000	Juvenile Delinquent Care	430,000	469,000	39,000
A.22.6129.000	State Training School	1,150,000	1,321,350	171,350

NIAGARA COUNTY
2021 TENTATIVE BUDGET

COUNTY COST COMPARISON

Fund/Dept Code	Department Name	2020 County Cost	2021 County Cost	2021 vs. 2020
A.22.6140.000	Safety Net	5,094,000	4,692,000	(402,000)
A.22.6141.000	Home Energy Assistance	0	0	0
A.22.6142.000	Emergency Aid for Adults	99,700	119,640	19,940
A.22.6989.116	Social Services Partner Agency	82,077	82,077	0
A.22.7310.000	Niagara County Youth Bureau	159,329	165,048	5,719
A.22.7310.700	Youth Service Application	0	0	0
A.24.6772.000	Office for the Aging	796,553	845,751	49,198
A.24.7610.702	CI - Nutrition Program	595,010	626,025	31,015
A.28.7989.704	Sportfishing	141,713	116,537	(25,176)
A.28.8020.000	Economic Development	825,771	733,593	(92,178)
A.28.8020.801	Economic Development Alliance	675	675	0
A.28.8020.811	Beautification Funds	0	0	0
A.28.8020.812	Casino Revenue	0	0	0
A.28.8020.813	Empower Niagara Funds	0	0	0
A.28.8989.116	Economic Development Partner Agency	20,000	20,000	0
CD	Workforce Innovation and Opportunity Act	0	0	0
CM	Grant Fund	291,821	260,445	(31,376)
D	County Road Fund	6,780,814	6,844,991	64,177
DM	Road Machinery	532,707	584,013	51,306
ER	Niagara County Golf Course	0	0	0
	Tax Levy	$ 83,601,219	$ 86,067,473	$ 2,466,254

NIAGARA COUNTY
2021 TENTATIVE BUDGET

LOCAL TAXATION

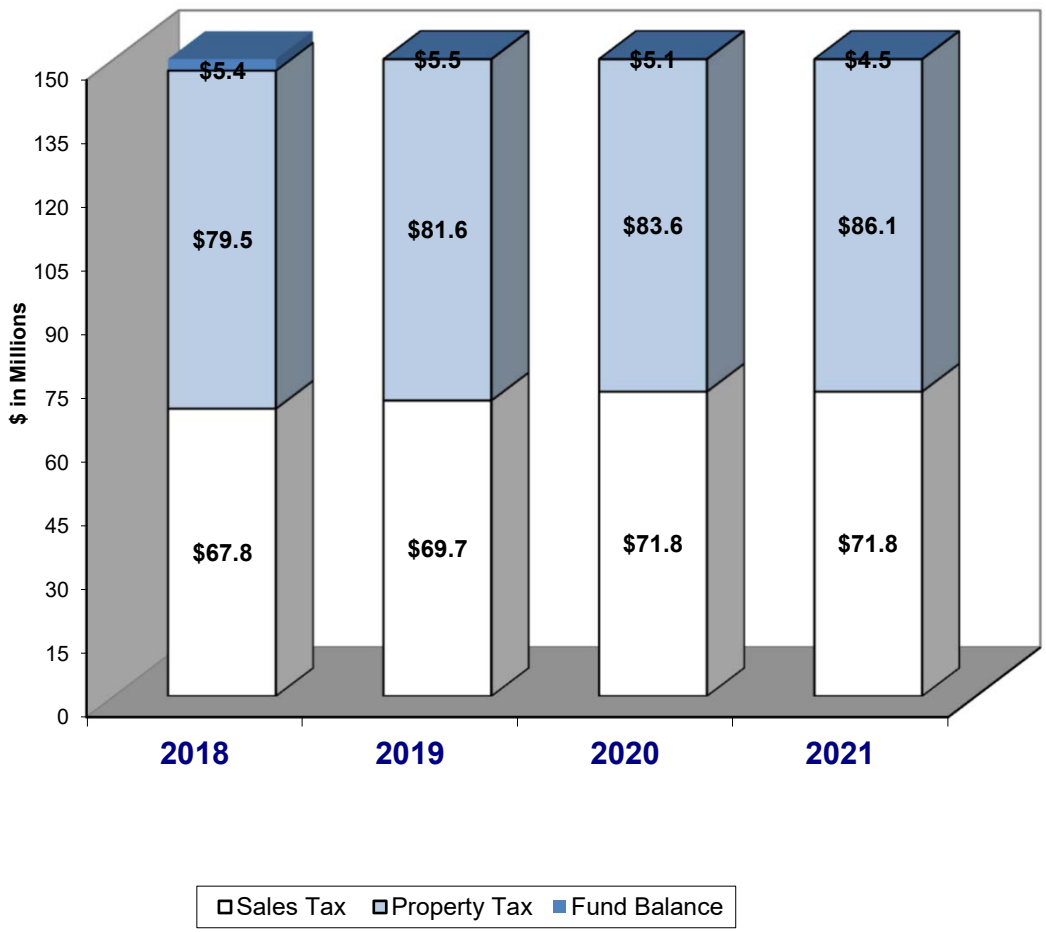

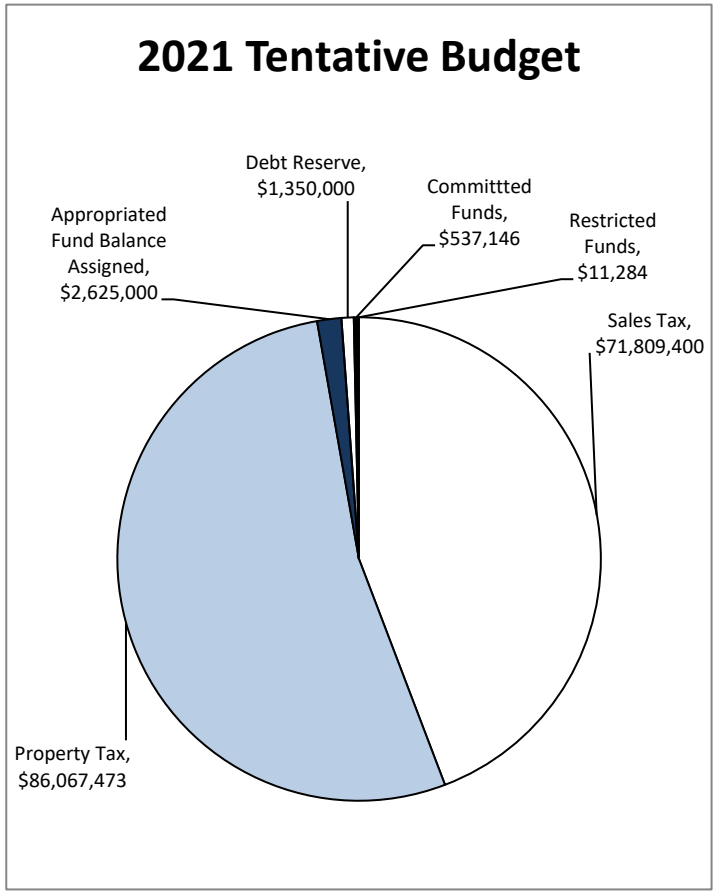

NIAGARA COUNTY
2021 TENTATIVE BUDGET

LISTED BY OBJECTS OF EXPENSE

OBJECTS OF EXPENSE	2018 EXPENDITURES	2019 EXPENDITURES	2020 BUDGET	2021 TENTATIVE BUDGET	2021 ADOPTED BUDGET
.1 - PERSONNEL					
A General Fund	$ 68,177,717	$ 69,613,101	$ 74,667,546	$ 75,149,959	$ -
CD WIOA (Job Training)	1,090,822	1,116,996	1,369,271	942,738	-
CM Grant Fund	1,106,200	1,243,244	1,379,673	1,586,808	-
D County Road	1,450,092	1,362,846	1,591,017	1,646,848	-
DM Road Machinery	385,334	354,755	397,949	418,220	-
ER Enterprise Recreation (Golf)	202,142	205,070	210,890	195,186	-
Sub-Total	72,412,306	73,896,010	79,616,346	79,939,759	-
.2 - EQUIPMENT & CAPITAL OUTLAY					
A General Fund	$ 2,215,345	$ 2,255,564	$ 2,812,112	$ 2,451,659	$ -
CD WIOA (Job Training)	-	1,592	11,200	3,400	-
CM Grant Fund	48,295	5,658	49,337	33,589	-
D County Road	28,997	571	26,300	6,000	-
DM Road Machinery	204,415	327,792	213,300	196,670	-
ER Enterprise Recreation (Golf)	1,350	-	-	71,500	-
Sub-Total	2,498,402	2,591,177	3,112,249	2,762,818	-
.4 - CONTRACTUAL EXPENSES					
A General Fund	$ 195,905,322	$ 195,632,619	$ 210,948,106	$ 204,537,755	$ -
CD WIOA (Job Training)	966,330	1,013,853	1,584,147	2,189,631	-
CM Grant Fund	3,633,778	4,060,876	5,051,726	4,997,047	-
D County Road	5,100,166	4,722,678	5,932,763	5,469,766	-
DM Road Machinery	885,030	861,779	985,367	956,073	-
ER Enterprise Recreation (Golf)	150,957	131,244	203,640	170,359	-
Sub-Total	206,641,583	206,423,049	224,705,749	218,320,631	-

NIAGARA COUNTY
2021 TENTATIVE BUDGET

LISTED BY OBJECTS OF EXPENSE

OBJECTS OF EXPENSE	2018 EXPENDITURES	2019 EXPENDITURES	2020 BUDGET	2021 TENTATIVE BUDGET	2021 ADOPTED BUDGET
.6 - PRINCIPAL ON INDEBTEDNESS (A Fund)	3,423,388	$ 3,746,759	$ 3,898,618	$ 4,034,940	$ -
.7 - INTEREST ON INDEBTEDNESS					
A General Fund	1,241,910	1,598,921	1,445,450	1,278,676	-
ER Enterprise Recreation (Golf)	8,005	5,868	3,630	1,282	-
Sub-Total	4,673,302	5,351,549	5,347,698	5,314,898	-
.8 - EMPLOYEE BENEFITS					
A General Fund	$ 45,306,691	$ 47,483,169	$ 51,966,065	$ 51,958,535	$ -
CD WIOA (Job Training)	670,632	710,516	838,780	820,788	-
CM Grant Fund	507,326	541,218	585,749	625,289	-
D County Road	1,170,125	1,236,513	1,429,824	1,451,077	-
DM Road Machinery	227,395	228,154	287,229	272,350	-
ER Enterprise Recreation (Golf)	89,860	308,409	82,693	77,621	-
Sub-Total	47,972,028	50,507,979	55,190,340	55,205,660	-
.9 - INTERFUND TRANSFERS	$ 2,100,434	$ 6,221,174	$ 319,155	$ 330,731	$ -
Totals:	$ 336,298,055	$ 344,990,938	$ 368,291,537	$ 361,874,497	$ -

NIAGARA COUNTY
2021 TENTATIVE BUDGET

APPROPRIATIONS OVERVIEW OF ALL FUNDS

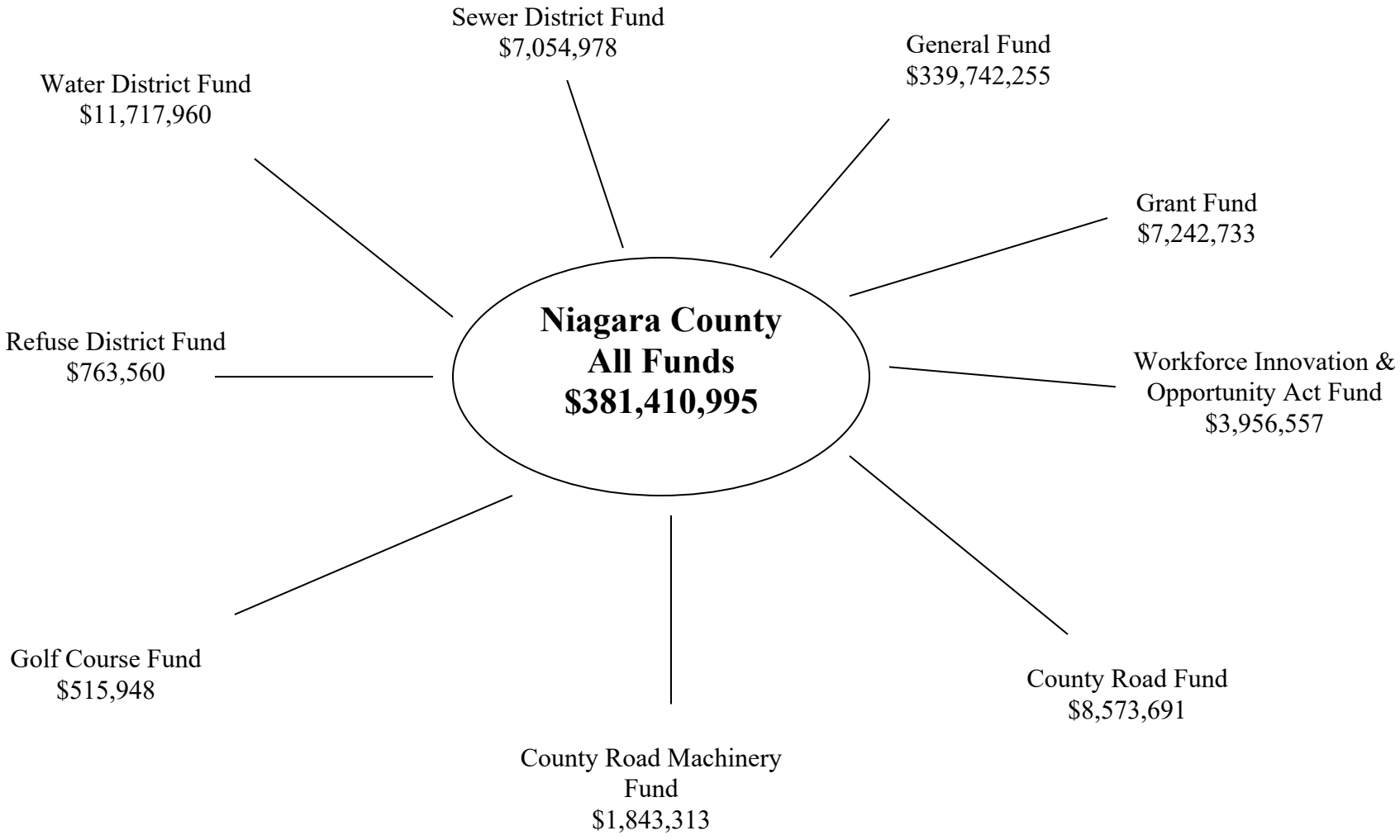

NIAGARA COUNTY
2021 TENTATIVE BUDGET

10 YEAR BUDGET HISTORY

Does not include Refuse, Water, or Sewer Districts

Fiscal Year	Total Appropriations	Local/State/ Federal Revenues	Appropriated Fund Balance	Sales Tax Revenue	Property Tax Levy	Full Value Tax Rate
2012	316,508,623	174,974,961	11,299,938	58,450,000	71,783,724	7.63
2013	321,810,164	173,674,242	13,122,655	61,874,000	73,139,267	7.72
2014	333,014,933	182,139,325	13,636,431	64,500,000	72,739,177	7.60
2015	336,663,475	184,842,981	10,489,180	66,472,000	74,859,314	7.66
2016	339,421,936	188,000,966	8,104,044	67,135,000	76,181,926	7.38
2017	338,842,813	189,506,500	5,241,500	66,500,000	77,594,813	7.27
2018	343,272,147	190,562,345	5,415,180	67,777,500	79,517,122	7.10
2019	359,128,002	202,320,552	5,468,168	69,715,000	81,624,282	7.01
2020	368,291,537	207,801,036	5,079,882	71,809,400	83,601,219	6.71
2021	361,874,497	199,474,194	4,523,430	71,809,400	86,067,473	6.51

NIAGARA COUNTY
2021 TENTATIVE BUDGET

SALARY AND BENEFITS COMPARISON

Does not include Refuse, Water, or Sewer Districts

Account Description	2018 Adopted	2019 Adopted	2020 Adopted	2021 Tentative	2019-2020 Variance $	2019-2020 Variance %
Salary Related						
Salaries and Allowances	72,835,000	74,507,025	76,877,109	77,276,636	399,527	0.52%
Overtime	2,181,179	2,314,167	2,441,889	2,397,778	-44,111	-1.81%
Longevity	335,979	326,818	297,348	265,345	-32,003	-10.76%
Total	**75,352,158**	**77,148,010**	**79,616,346**	**79,939,759**	**323,413**	**0.41%**
Benefit Related						
Retirement	11,537,637	11,640,380	11,985,379	13,131,386	1,146,007	9.56%
FICA	5,765,440	5,904,352	6,089,912	6,115,284	25,372	0.42%
Worker's Compensation *	1,280,465	2,044,919	2,292,342	2,102,411	-189,931	-8.29%
Health Ins for Act/Retirees	30,453,921	32,167,521	34,033,985	33,068,741	-965,244	-2.84%
Unemployment	111,750	108,500	113,000	113,000	0	0.00%
Disability Insurance	150,265	150,348	151,121	150,066	-1,055	-0.70%
Flexible Benefits	496,918	510,329	524,601	524,772	171	0.03%
Total	**49,796,396**	**52,526,349**	**55,190,340**	**55,205,660**	**15,320**	**0.03%**

NIAGARA COUNTY
2021 TENTATIVE BUDGET
GRAPHING OF SALARY AND BENEFITS

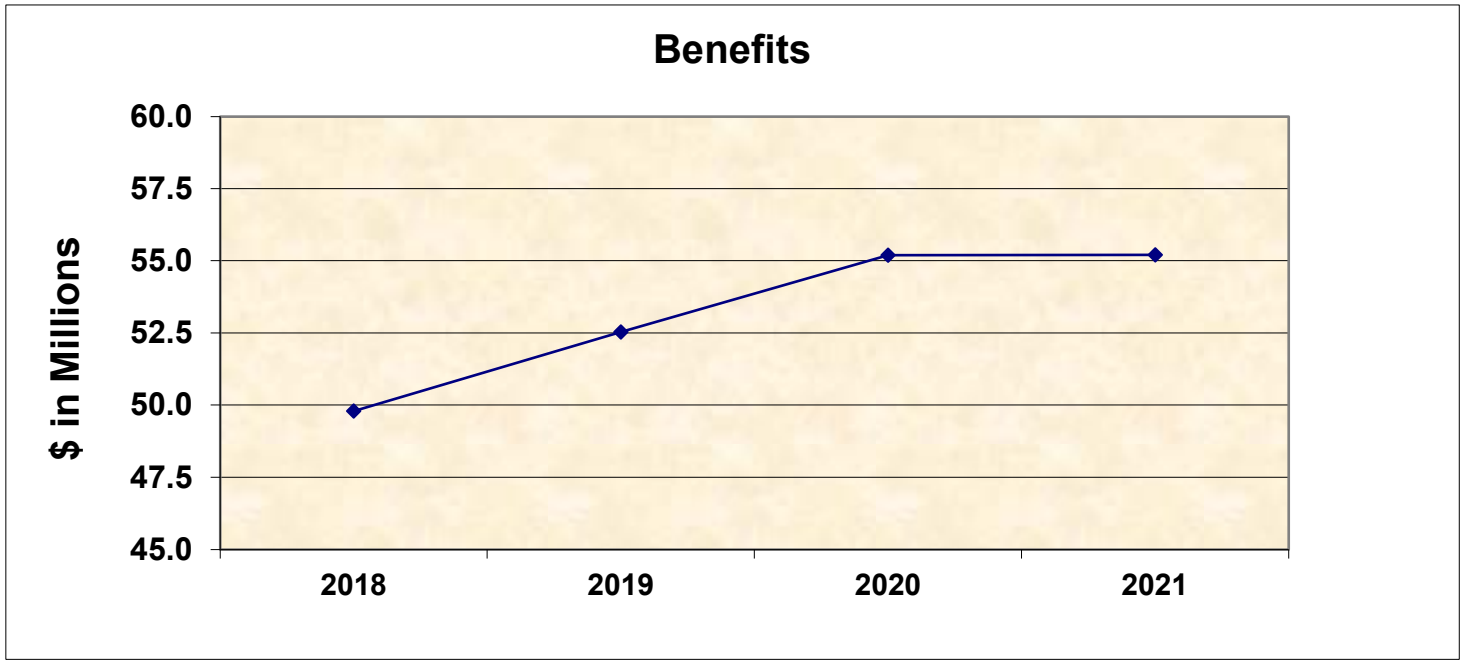

NIAGARA COUNTY
2021 TENTATIVE BUDGET

Tax Rate 2011 - 2021

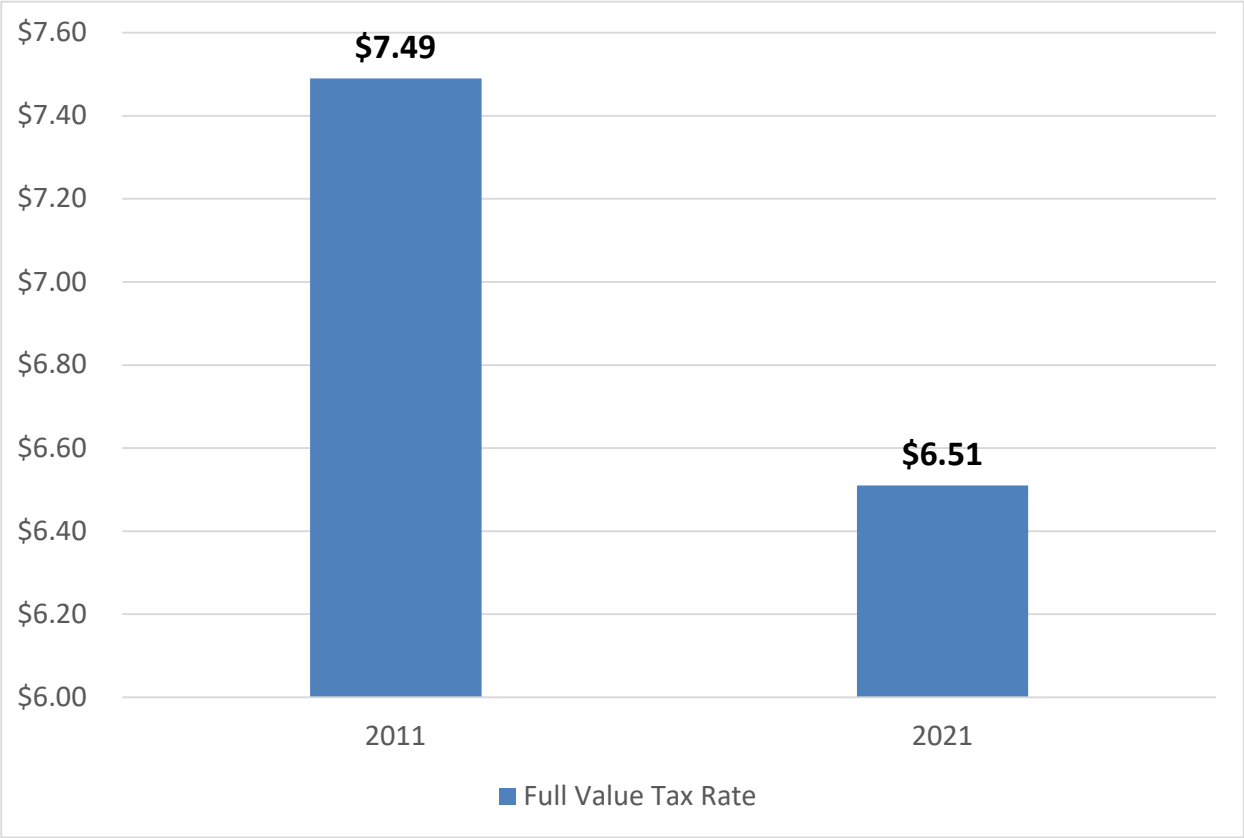

NIAGARA COUNTY
2021 TENTATIVE BUDGET

NET APPROPRIATIONS, PROPERTY TAX LEVY, AND EQUALIZED ASSESSED VALUATION FOR THE YEARS 2012-2021

Year	Net Appropriations	% Increase (Decrease)	Property Tax Levy	% Increase (Decrease)	Equalized/Modified Assessed Valuation	Full Value Tax Rate
2012	272,508,623		71,783,724		9,250,487,219	7.49
2013	275,935,164	1.26%	73,139,267	1.89%	9,475,481,678	7.72
2014	285,314,933	3.40%	72,739,177	-0.55%	9,570,723,878	7.60
2015	287,728,475	0.85%	74,859,314	2.91%	9,773,166,901	7.66
2016	289,996,936	0.79%	76,181,926	1.77%	10,323,758,333	7.38
2017	289,887,813	-0.04%	77,594,813	1.85%	10,680,592,342	7.27
2018	293,582,147	1.27%	79,517,122	2.48%	11,195,686,085	7.10
2019	308,068,002	4.93%	81,624,282	2.48%	11,645,640,741	7.01
2020	315,991,537	2.57%	83,601,219	2.42%	12,452,172,783	6.71
2021	309,574,497	-2.03%	86,067,473	2.95%	13,227,979,892	6.51

*Note: For comparison purposes, net appropriations does not include $52,300,000 of shared sales tax revenue with other government entities. This budgeted amount was necessitated by the Governmental Accounting Standards Board and is budgeted as both an appropriation and a revenue.

NIAGARA COUNTY
2021 TENTATIVE BUDGET

DEMOGRAPHIC STATISTICS
2016-2020

Year	Niagara County Population	Niagara County Unemployment Rate	New York State Unemployment Rate	U.S. Unemployment Rate
2016	211,758	5.4%	5.1%	5.0%
2017	211,328	4.9%	4.7%	4.2%
2018	210,433	4.1%	4.1%	3.7%
2019	209,281	4.0%	4.0%	3.5%
2020	Data not available	6.6%	9.4%	7.9%

Note: Unemployment statistics as of September, 2020

Data provided by the United States Census Bureau, the New York State Department of Labor, and the U.S. Department of Labor.

NIAGARA COUNTY
2021 TENTATIVE BUDGET

GRAPHING THE UNEMPLOYMENT RATE

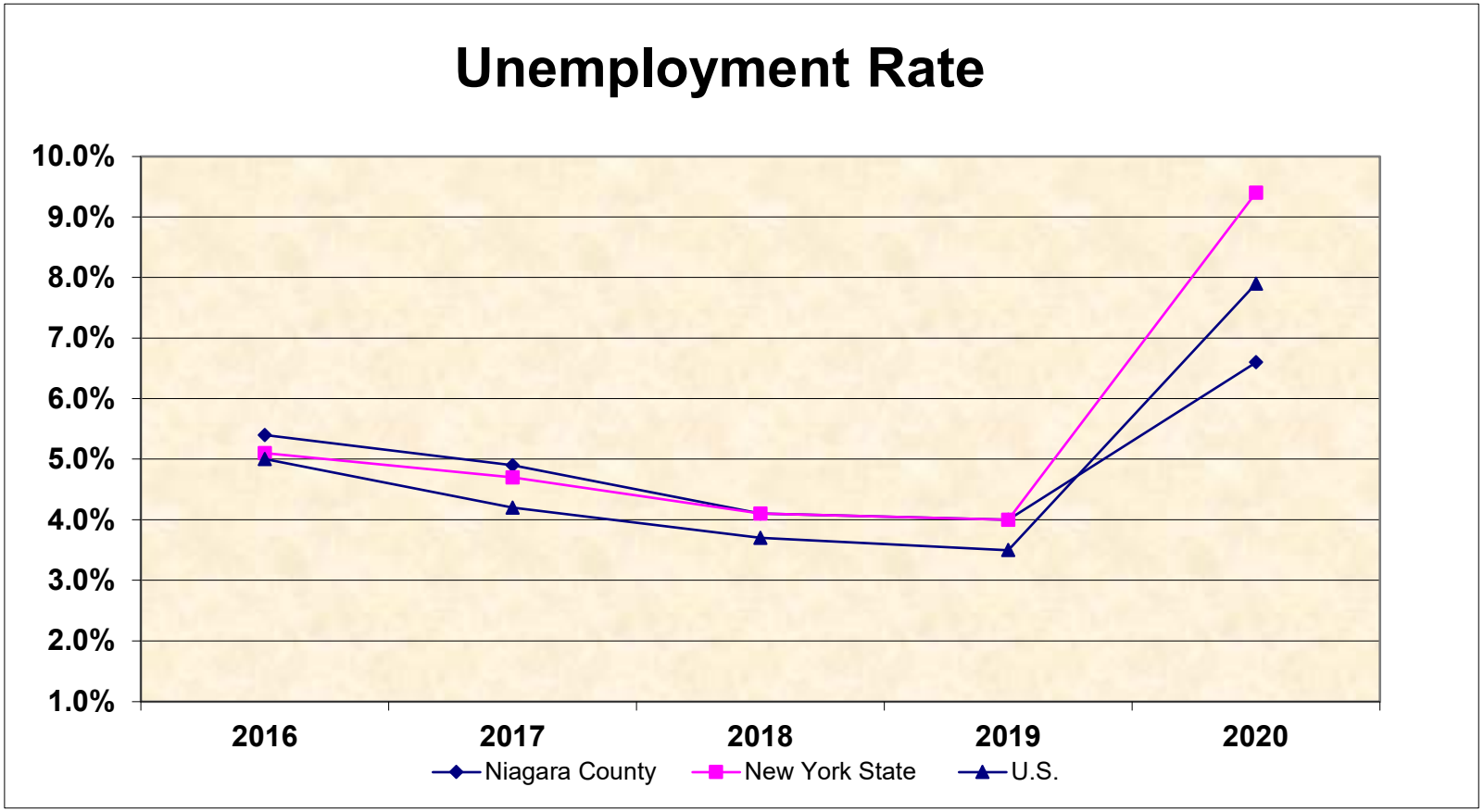

NIAGARA COUNTY
2021 TENTATIVE BUDGET

LARGEST NYS MANDATED PROGRAMS
2016-2021

Adopted Budget Year	Total Mandated MMIS-Medicaid			Total Mandated All Other DSS Programs			Total Mandated Pre-K 3-5 Year Olds		
	Expense	Revenue	County Cost	Expense	Revenue	County Cost	Expense	Revenue	County Cost
2016	44,057,049	400,000	43,657,049	79,111,321	56,817,726	22,293,595	14,152,563	9,529,280	4,623,283
2017	44,026,666	300,000	43,726,666	78,468,030	58,167,074	20,300,956	14,334,217	9,562,255	4,771,962
2018	43,901,812	150,000	43,751,812	78,715,721	58,497,120	20,218,601	14,968,430	9,981,079	4,987,351
2019	44,115,330	50,000	44,065,330	84,009,194	64,263,045	19,746,149	17,659,731	12,559,532	5,100,199
2020	43,422,640	25,000	43,397,640	83,040,970	62,327,706	20,713,264	17,570,650	12,626,228	4,944,422
2021	41,154,469	50,000	41,104,469	79,554,445	56,437,184	23,117,261	17,630,688	12,605,088	5,025,600

LARGEST NYS MANDATED PROGRAMS 2016-2021

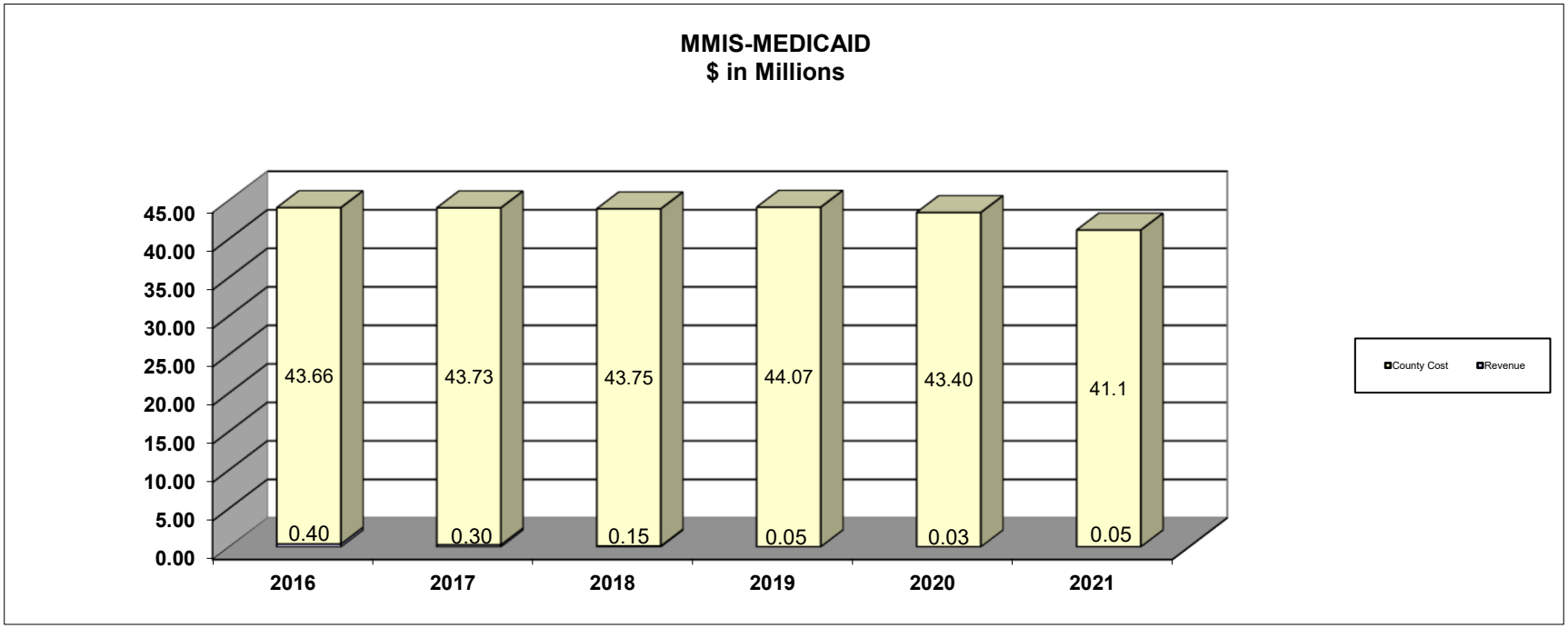

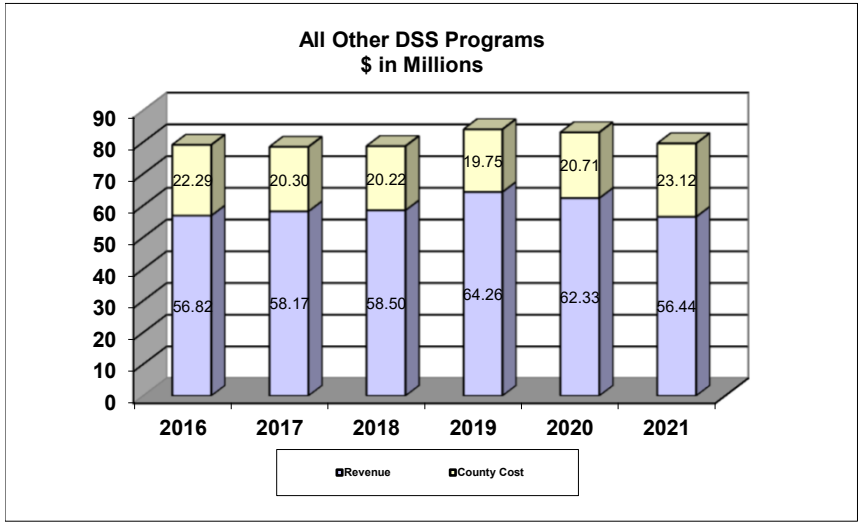

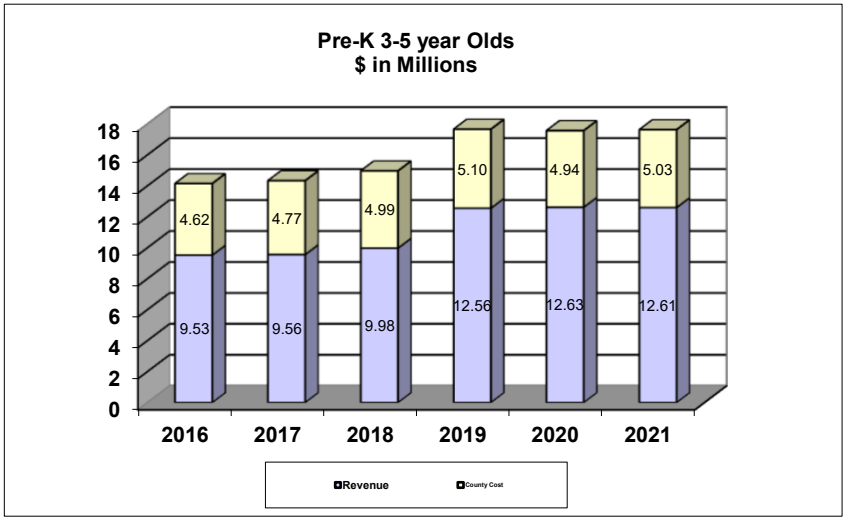

NIAGARA COUNTY
2021 TENTATIVE BUDGET

APPROPRIATION SUMMARY BY DEPARTMENT 2020-2021

	2020 Adopted Budget	2021 Tentative Budget	2021 Adopted Budget
TIER 1 - SAFETY AND SECURITY			
District Attorney	4,063,082	4,062,663	0
Public Defender	2,680,878	3,743,052	0
Assigned Counsel & Conflict Administrator	958,444	1,324,754	0
Coroners	521,673	522,670	0
Office of the Sheriff	47,586,325	47,066,998	0
Probation	6,200,949	5,986,365	0
Emergency Services	2,402,070	2,264,178	0
TOTAL TIER 1	**64,413,421**	**64,970,680**	**0**
TIER 2 - COMMUNITY SERVICES			
County Clerk	5,934,357	5,261,598	0
County Clerk Partner Agencies	704,461	669,461	0
Community College Tuition	1,400,000	1,400,000	0
Contribution to NCCC	8,971,000	8,971,000	0
Public Health	29,520,998	29,472,997	0
Mental Health	12,247,558	12,552,106	0
Bus Operation	442,800	442,800	0
Social Services	126,463,610	120,708,914	0
Social Services Partner Agency	82,077	82,077	0
Office for the Aging	3,962,096	3,981,377	0
Outside Agency Grants	50,000	15,000	0
TOTAL TIER 2	**189,778,957**	**183,557,330**	**0**

NIAGARA COUNTY
2021 TENTATIVE BUDGET

APPROPRIATION SUMMARY BY DEPARTMENT 2020-2021

	2020 Adopted Budget	2021 Tentative Budget	2021 Adopted Budget
TIER 3 - INFRASTRUCTURE AND FACILITIES			
Public Works	13,469,163	13,298,885	0
Information Technology	2,753,831	3,040,180	0
GIS	134,656	136,206	0
Parks	1,361,267	1,382,060	0
TOTAL TIER 3	**17,718,917**	**17,857,331**	**0**
TIER 4 - ECONOMIC DEVELOPMENT			
Sportfishing	145,713	119,037	0
Economic Development	1,511,878	1,024,351	0
Economic Development/Partner Agency	20,000	20,000	0
TOTAL TIER 4	**1,677,591**	**1,163,388**	**0**
TIER 5 - ADMINISTRATION			
Legislature	1,015,076	947,373	0
Office of the County Manager	464,390	475,631	0
Audit	370,880	391,991	0
County Treasurer	1,711,738	1,710,001	0
Office of Management & Budget	723,107	704,718	0
Real Property Tax Services	581,102	592,446	0
County Attorney	1,160,842	1,154,964	0
Human Resources	770,343	803,782	0
Risk Management	729,353	659,928	0
Board of Elections	3,120,226	2,806,725	0
Public Information Officer	122,171	118,888	0
Central Printing & Mailing	564,342	561,573	0
TOTAL TIER 5	**11,333,570**	**10,928,020**	**0**

NIAGARA COUNTY
2021 TENTATIVE BUDGET

APPROPRIATION SUMMARY BY DEPARTMENT 2020-2021

	2020 Adopted Budget	2021 Tentative Budget	2021 Adopted Budget
SPECIAL ITEMS			
General Insurance	950,000	950,000	0
Special Litigation	140,000	140,000	0
Taxes/Assess-County Property	57,900	57,900	0
Distribution of Sales Tax	52,300,000	52,300,000	0
Distribution of Casino Moneys	0	0	0
Contingency Fund	200,000	200,000	0
General Government Support	420,000	620,000	0
TOTAL SPECIAL ITEMS	**54,067,900**	**54,267,900**	**0**
EMPLOYEE BENEFITS			
Unemployment Insurance	100,000	100,000	0
Disability Insurance	91,000	91,000	0
Hospital & Medical Ins	1,142,473	1,092,259	0
Flexible Benefits	70,000	70,000	0
TOTAL EMPLOYEE BENEFITS	**1,403,473**	**1,353,259**	**0**
DEBT SERVICE			
Bonds	4,806,922	4,776,470	0
Installment Purchase Debt	537,146	537,146	0
Interfund Transfer	319,155	330,731	0
TOTAL DEBT SERVICE	**5,663,223**	**5,644,347**	**0**

NIAGARA COUNTY
2021 TENTATIVE BUDGET

APPROPRIATION SUMMARY BY DEPARTMENT 2020-2021

	2020 Adopted Budget	2021 Tentative Budget	2021 Adopted Budget
CM GRANT FUND			
Motor Vehicle Theft Insurance Fraud	158,927	165,829	0
Project IMPACT	212,627	218,105	0
Traffic Safety Program	85,571	91,775	0
PH-Children with Special Needs	90,612	68,900	0
PH-Childhood Lead Prevention	241,602	231,690	0
PH-Lead Hazard Reduction	805,184	809,457	0
PH-Lead Poison Prevention	124,510	128,251	0
PH-Vaccine Distribution	203,565	206,114	0
PH-Healthy Neighborhoods	182,400	182,400	0
PH-Emergency Planning Grant	237,852	582,594	0
PH-Prevention & Response	72,097	72,000	0
MH-Community Support System	1,849,930	1,814,827	0
MH-Intensive Case Management	1,048,556	1,048,557	0
MH-Supported Housing	434,346	439,037	0
Aging-HEAP Program	27,649	20,868	0
Aging-Unmet Needs	523,217	523,217	0
Aging-Point of Entry	279,637	296,842	0
Aging-SNAP Program	390,132	308,258	0
Hazardous Waste Assessment	88,842	26,733	0
EPA Browfield Petro	9,229	7,279	0
TOTAL CM FUND	**7,066,485**	**7,242,733**	**0**

NIAGARA COUNTY
2021 TENTATIVE BUDGET

APPROPRIATION SUMMARY BY DEPARTMENT 2020-2021

	2020 Adopted Budget	2021 Tentative Budget	2021 Adopted Budget
TIER 2 - OTHER FUNDS			
Workforce Innovation and Opportunity Act	**3,803,398**	**3,956,557**	**0**
TIER 3 - OTHER FUNDS			
Highway	8,979,904	**8,573,691**	**0**
Road Machinery	1,883,845	**1,843,313**	**0**
Golf Course	500,853	**515,948**	**0**
TOTAL TIER 3 - OTHER FUNDS	**11,364,602**	**10,932,952**	**0**
GRAND TOTAL LESS DISTRICTS	**368,291,537**	**361,874,497**	**0**
DISTRICTS			
Refuse District	792,663	**763,560**	**0**
Water District	11,900,307	**11,717,960**	**0**
Sewer District	7,004,765	**7,054,978**	**0**
TOTAL DISTRICTS	**19,697,735**	**19,536,498**	**0**
GRAND TOTAL INCLUDING DISTRICTS	**$387,989,272**	**$381,410,995**	**$0**

NIAGARA COUNTY
2021 TENTATIVE BUDGET

REVENUE SUMMARY BY DEPARTMENT 2020-2021

	2020 Adopted Budget	2021 Tentative Budget	2021 Adopted Budget
A Fund - Appropriated Fund Balance	3,000,000	2,625,000	0
TIER 1 - SAFETY AND SECURITY			
District Attorney	429,774	401,552	0
Public Defender	790,455	1,705,840	0
Assigned Counsel & Conflict Administrator	0	350,584	0
Office of the Sheriff	11,526,717	11,355,352	0
Probation	2,044,328	1,874,853	0
Emergency Services	1,097,423	1,071,335	0
TOTAL TIER 1	**15,888,697**	**16,759,516**	**0**
TIER 2 - COMMUNITY SERVICES			
County Clerk	4,699,433	4,429,500	0
Community College Tuition	1,400,000	1,400,000	0
Public Health	17,842,714	17,751,139	0
Mental Health	10,922,495	10,636,063	0
Social Services	62,352,706	56,487,184	0
Office for the Aging	2,570,533	2,509,601	0
TOTAL TIER 2	**99,787,881**	**93,213,487**	**0**
TIER 3 - INFRASTRUCTURE AND FACILITIES			
Public Works	12,653,485	11,987,236	0
Information Technology	1,141,775	1,189,592	0
Parks	107,000	107,000	0
TOTAL TIER 3	**13,902,260**	**13,283,828**	**0**

NIAGARA COUNTY
2021 TENTATIVE BUDGET

REVENUE SUMMARY BY DEPARTMENT 2020-2021

	2020 Adopted Budget	2021 Tentative Budget	2021 Adopted Budget
TIER 4 - ECONOMIC DEVELOPMENT			
Sportfishing	4,000	2,500	0
Economic Development	685,432	290,083	0
TOTAL TIER 4	**689,432**	**292,583**	**0**
TIER 5 - ADMINISTRATION			
Legislative Board	0	0	0
Audit Department	0	0	0
County Treasurer	79,327,535	77,918,647	0
Office of Management & Budget	54,100	39,000	0
Real Property Tax Services	263,273	269,444	0
County Attorney	270,841	280,393	0
Human Resources	25,000	32,475	0
Risk Management	683,583	613,688	0
Board of Elections	1,172,789	1,130,024	0
Central Printing & Mailing	328,000	328,000	0
TOTAL TIER 5	**82,125,121**	**80,611,671**	**0**
SPECIAL ITEMS			
Distribution of Sales Tax	52,300,000	52,300,000	0
Distribution of Casino Moneys	0	0	0
TOTAL SPECIAL ITEMS	**52,300,000**	**52,300,000**	**0**

NIAGARA COUNTY
2021 TENTATIVE BUDGET

REVENUE SUMMARY BY DEPARTMENT 2020-2021

	2020 Adopted Budget	2021 Tentative Budget	2021 Adopted Budget
EMPLOYEE BENEFITS			
Disability Insurance	91,000	91,000	0
Hospital & Medical Insurance	320,450	300,000	0
TOTAL EMPLOYEE BENEFITS	**411,450**	**391,000**	**0**
DEBT SERVICE			
Bonds	69,188	0	0
Installment Purchase Debt	537,146	537,146	0
Debt Reserve	1,350,000	1,350,000	0
	1,956,334	**1,887,146**	**0**
CM GRANT FUND			
Motor Vehicle Theft Insurance Fraud	109,443	109,443	0
Project IMPACT/Project GIVE	167,655	167,405	0
Traffic Safety Program	81,410	91,462	0
PH-Children with Special Needs	47,189	43,149	0
PH-Childhood Lead Prevention	231,690	231,690	0
PH-Lead Hazard Reduction	805,184	809,457	0
PH-Lead Poison Prevention	86,624	96,510	0
PH-Vaccine Distribution	121,824	129,970	0
PH-Healthy Neighborhoods	182,400	182,400	0
PH-Emergency Planning Grant	217,610	563,184	0
PH-Prevention & Response	72,097	72,000	0
MH-Community Support System	1,849,930	1,814,827	0
MH-Intensive Case Management	1,048,556	1,048,557	0

NIAGARA COUNTY
2021 TENTATIVE BUDGET

REVENUE SUMMARY BY DEPARTMENT 2020-2021

	2020 Adopted Budget	2021 Tentative Budget	2021 Adopted Budget
MH-Supported Housing	434,346	439,037	0
Aging-HEAP Program	27,649	20,868	0
Aging-Unmet Needs	523,217	523,217	0
Aging-Point of Entry	279,637	296,842	0
Aging-SNAP Program	390,132	308,258	0
Hazardous Substances-2018	88,842	26,733	0
EPA Browfield Petro	9,229	7,279	0
TOTAL CM FUND	**6,774,664**	**6,982,288**	**0**
TIER 2 - OTHER FUNDS			
Workforce Innovation and Opportunity Act	**3,803,398**	**3,956,557**	**0**
TIER 3 - OTHER FUNDS			
Highway	2,199,090	**1,728,700**	**0**
Road Machinery	1,351,138	**1,259,300**	**0**
Golf Course	500,853	**515,948**	**0**
TOTAL TIER 3 - OTHER FUNDS	**4,051,081**	**3,503,948**	**0**
GRAND TOTAL LESS DISTRICTS	**$284,690,318**	**$275,807,024**	**$0**

NIAGARA COUNTY
2021 TENTATIVE BUDGET

REVENUE SUMMARY BY DEPARTMENT 2020-2021

	2020 Adopted Budget	2021 Tentative Budget	2021 Adopted Budget
DISTRICTS			
Refuse District	87,000	**111,065**	**0**
Water District	6,689,854	**6,430,851**	**0**
Sewer District	3,699,866	**3,712,247**	**0**
TOTAL DISTRICTS	**10,476,720**	**10,254,163**	**0**
GRAND TOTAL INCLUDING DISTRICTS	**$295,167,038**	**$286,061,187**	**$0**

NIAGARA COUNTY
2021 TENTATIVE BUDGET

SUMMARY OF BUDGET BY FUND

Departments		Total Appropriations	Total Revenues	County Cost
A1000	Legislature	947,373	0	947,373
A1100	Judicial	9,653,139	2,457,476	7,195,663
A1200	Executive	475,631	0	475,631
A1300	Finance	3,399,156	6,417,691	-3,018,535
A1400	Staff	15,908,051	10,580,871	5,327,180
A1600	Shared Services	11,524,119	9,265,791	2,258,328
A1900	Special Items	54,937,361	52,300,000	2,637,361
A2000	Education	28,001,688	14,005,088	13,996,600
A3000	Public Safety	55,317,541	14,290,756	41,026,785
A4000	Health Programs	24,394,415	15,782,114	8,612,301
A5000	Transportation	442,800	0	442,800
A6000	Economic Assistance and Opportunity	122,735,162	57,593,943	65,141,219
A7000	Culture and Recreation	3,758,312	1,560,642	2,197,670
A8000	Home and Community Services	1,249,901	386,029	863,872
A9000	Employee Benefits	1,353,259	391,000	962,259
A9700	Debt Service	5,313,616	0	5,313,616
A9900	Interfund Transfers	330,731	0	330,731
	Total General "A" Fund	339,742,255	185,031,401	154,710,854
CM Fund	CM Grant Fund	7,242,733	6,982,288	260,445
CD Fund	CD WIOA (Job Training)	3,956,557	3,956,557	0
D Fund	D County Road	8,573,691	1,728,700	6,844,991
DM Fund	DM Road Machinery	1,843,313	1,259,300	584,013
ER Fund	ER Golf Course	515,948	515,948	0
	Total Other Funds	22,132,242	14,442,793	7,689,449
	Total All Funds Except 3 Districts	361,874,497	199,474,194	162,400,303
	Less: Sales Tax			71,809,400
	Less: Fund Balance			
	Unassigned Fund Balance			2,625,000
	Debt Reserve			1,350,000
	Restricted Fund Balance			11,284
	Committed Fund Balance			537,146
				4,523,430
	Amount to be Raised by Property Tax Levy			**$86,067,473**

NIAGARA COUNTY
2021 TENTATIVE BUDGET

SUMMARY OF BUDGET BY TIER

Tier	Total Appropriations	Total Revenues	County Cost
Tier 1 - Safety and Security	64,970,680	16,748,232	48,222,448
Tier 2 - Community Services	187,513,887	97,170,044	90,343,843
Tier 3 - Public Works	28,790,283	16,787,776	12,002,507
Tier 4 - Economic Development	1,163,388	292,583	870,805
Tier 5 - Administration	10,928,020	8,802,271	2,125,749
All Other Items	68,508,239	59,673,288	8,834,951
Total	361,874,497	199,474,194	162,400,303
Less: Sales Tax			71,809,400
Less: Fund Balance			
Unassigned Fund Balance			2,625,000
Debt Reserve			1,350,000
Restricted Fund Balance			11,284
Committed Fund Balance			537,146
			4,523,430
Amount to be Raised by Property Tax Levy			**$86,067,473**
Tax Levy Increase Over Prior Year			**2.95%**

THIS PAGE LEFT BLANK INTENTIONALLY

TIER 1

SAFETY AND SECURITY

District Attorney
Public Defender
Conflict Defender /Assigned Counsel Administrator
Coroners
Sheriff/Jail
Probation
Emergency Services

THIS PAGE LEFT BLANK INTENTIONALLY

TIER 1 - SAFETY AND SECURITY

APPROPRIATIONS
$64,970,680

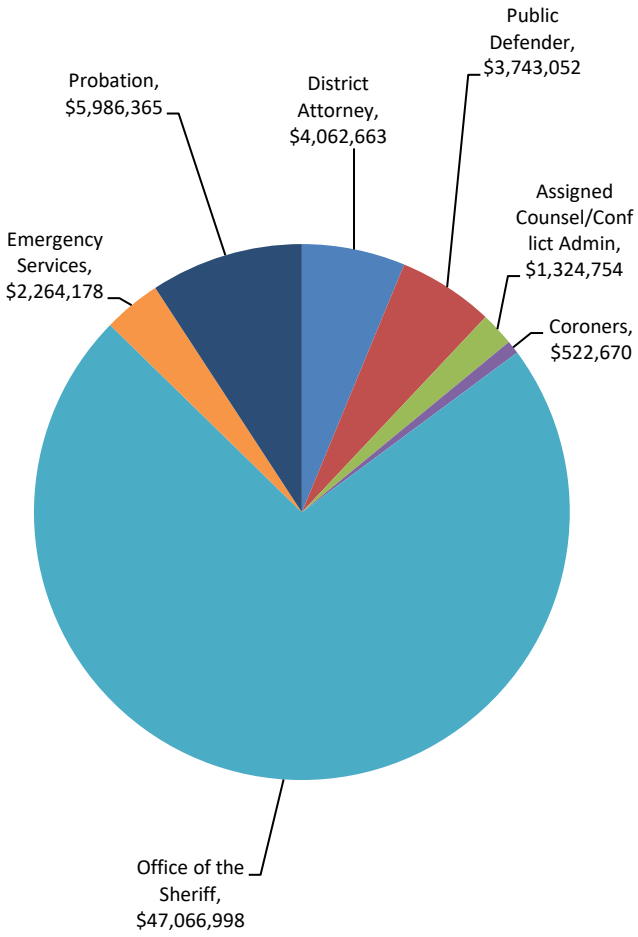

REVENUES
$16,759,516

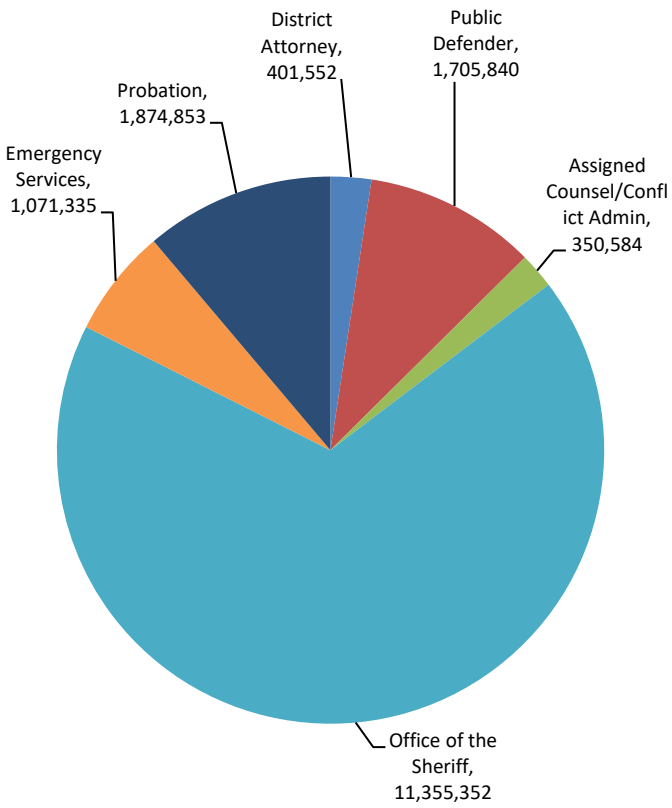

COUNTY COST
$48,211,164

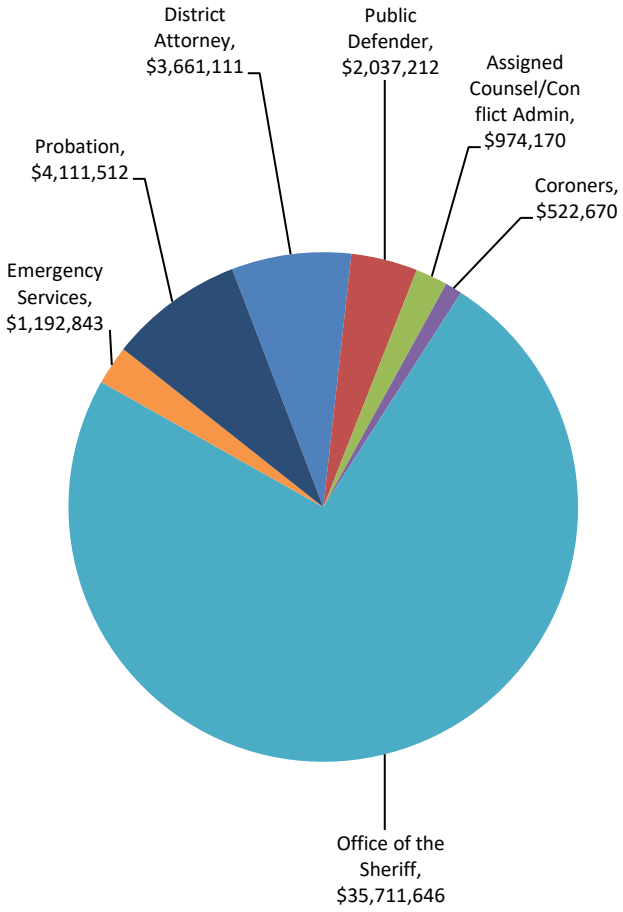

THIS PAGE LEFT BLANK INTENTIONALLY

Departmental Expenditures Budget Report

Account Number	Description	2019 Actual Amount	2020 Adopted Budget	2020 Amended Budget	2020 Actual as of 11/15/2020	2021 Department Request	2021 Tentative Budget	2021 Tentative vs 2020 Adopted Budget
A.02.1162.000 - Unified Court Budget								
Contractual								
74000.01	Fees Witness Fees	598	1,500	614	75	2,000	2,000	500
74400.02	Miscellaneous Expenses Court Expense	242	500	0	0	500	500	0
74400.03	Miscellaneous Expenses Witness Expenses	3,397	5,000	5,000	4,474	13,000	13,000	8,000
Total: Contractual		**4,238**	**7,000**	**5,614**	**4,549**	**15,500**	**15,500**	**8,500**
Total: Expenditures - Unified Court Budget		**4,238**	**7,000**	**5,614**	**4,549**	**15,500**	**15,500**	**8,500**

County of Niagara

2021 Tentative Budget

Departmental Expenditures Budget Report

Account Number	Description	2019 Actual Amount	2020 Adopted Budget	2020 Amended Budget	2020 Actual as of 11/15/2020	2021 Department Request	2021 Tentative Budget	2021 Tentative vs 2020 Adopted Budget
A.02.1162.100 - Justices								
Contractual								
74000.02	Fees Miscellaneous Fees	2,870	4,500	4,500	1,970	4,500	4,500	0
Total: Contractual		**2,870**	**4,500**	**4,500**	**1,970**	**4,500**	**4,500**	**0**
Total: Expenditures - Justices		**2,870**	**4,500**	**4,500**	**1,970**	**4,500**	**4,500**	**0**

Departmental Expenditures Budget Report

Account Number	Description	2019 Actual Amount	2020 Adopted Budget	2020 Amended Budget	2020 Actual as of 11/15/2020	2021 Department Request	2021 Tentative Budget	2021 Tentative vs 2020 Adopted Budget
A.02.1162.101 - Grand Jury								
Contractual								
74000.01	Fees Witness Fees	3,269	5,000	3,000	2,126	5,000	5,000	0
74250.01	Office Expenses Office Supplies	1,328	1,000	1,000	995	750	750	-250
74400.02	Miscellaneous Expenses Court Expense	194	750	0	0	500	500	-250
74400.03	Miscellaneous Expenses Witness Expenses	7,241	6,000	3,500	2,429	3,000	3,000	-3,000
74500.02	Contractual Expenses Maintenance Service Contracts	629	629	679	679	729	729	100
74650.08	Services, Professional Consultants/Expert Services	1,000	1,500	1,500	225	3,150	3,150	1,650
74650.12	Services, Professional Transcripts/Statements	49,427	45,000	38,000	24,110	50,000	50,000	5,000
74800.06	Supplies/Services, Maintenance Repairs and Maintenance	490	500	450	0	500	500	0
Total: Contractual		**63,578**	**60,379**	**48,129**	**30,564**	**63,629**	**63,629**	**3,250**
Total: Expenditures - Grand Jury		**63,578**	**60,379**	**48,129**	**30,564**	**63,629**	**63,629**	**3,250**

Departmental Revenues Budget Report

Account Number	Description	2019 Actual Amount	2020 Adopted Budget	2020 Amended Budget	2020 Actual as of 11/15/2020	2021 Department Request	2021 Tentative Budget	2021 Tentative vs 2020 Adopted Budget
A.02.1165.000 - District Attorney								
Internal Elimination								
40033.00	Other Funds DA Assets Forfeiture Federal	0	0	0	0	0	0	0
40036.00	Other Funds DA Asset Forfeiture Local	15,616	0	0	3,803	0	0	0
40599.02	Appropriated Fund Balance Restricted Funds	0	25,748	25,748	0	500	500	-25,248
Total: Internal Elimination		**15,617**	**25,748**	**25,748**	**3,803**	**500**	**500**	**-25,248**
Local Other								
41265.02	Attorney Fees Contract with D.A.	35,000	35,000	35,000	35,000	21,000	21,000	-14,000
41289.09	Other General Gov Income Salary Reimbursement	129,517	136,347	136,347	0	147,373	147,373	11,026
42690.01	Other Compensation for Loss Restitution	0	0	0	120	0	0	0
42702.01	Refund Current Year's Expense General	1,160	0	0	0	0	0	0
42770.06	Unclassified (Specify) Lost Property	2,960	2,500	2,500	1,379	2,500	2,500	0
Total: Local Other		**168,637**	**173,847**	**173,847**	**36,499**	**170,873**	**170,873**	**-2,974**
State Aid								
43030.01	District Attorney Salaries DA Salary Reimbursement	72,189	72,189	72,189	0	72,189	72,189	0
43089.02	State Aid, Other Crimes Against Revenue Program	68,810	68,810	68,810	56,032	68,810	68,810	0
43389.02	Other Public Safety Aid to Prosecution	89,648	89,180	89,180	65,326	89,180	89,180	0
Total: State Aid		**230,647**	**230,179**	**230,179**	**121,358**	**230,179**	**230,179**	**0**
Total: Revenues - District Attorney		**414,900**	**429,774**	**429,774**	**161,660**	**401,552**	**401,552**	**-28,222**

Departmental Expenditures Budget Report

Account Number	Description	2019 Actual Amount	2020 Adopted Budget	2020 Amended Budget	2020 Actual as of 11/15/2020	2021 Department Request	2021 Tentative Budget	2021 Tentative vs 2020 Adopted Budget
A.02.1165.000 - District Attorney								
Personal Services								
71010.00	Positions Expense	2,165,020	2,341,723	2,330,598	1,917,864	2,367,000	2,367,000	25,277
71012.00	Longevity Expense	5,155	5,175	5,175	4,210	5,125	5,125	-50
71030.00	Part Time Expense	97,512	96,196	96,196	67,297	96,991	96,991	795
71050.00	Overtime Expense	9,713	7,460	8,960	8,896	9,092	9,092	1,632
Total: Personal Services		**2,277,400**	**2,450,554**	**2,440,929**	**1,998,268**	**2,478,208**	**2,478,208**	**27,654**
Equipment and Capital Outlay								
72100.01	Machinery and Equipment Furniture and Fixtures	7,651	0	0	0	0	0	0
72100.05	Machinery and Equipment Computer Equipment	16,544	0	13,891	12,191	0	0	0
Total: Equipment and Capital Outlay		**24,195**	**0**	**13,891**	**12,191**	**0**	**0**	**0**
Contractual								
74200.02	Rents/Leases Copier Rental	5,949	6,000	6,000	2,981	6,000	6,000	0
74250.01	Office Expenses Office Supplies	6,722	7,000	7,415	6,405	7,000	7,000	0
74250.03	Office Expenses Printing/Duplicating	3,485	2,000	0	0	3,000	3,000	1,000
74300.01	Reimbursements Travel, Conference	2,516	6,700	3,000	53	4,000	4,000	-2,700
74300.02	Reimbursements Routine Travel Expenses	522	500	500	258	500	500	0
74300.03	Reimbursements Travel, Mileage	903	1,700	1,700	63	1,700	1,700	0
74300.04	Reimbursements D.A. Mileage, Sec 825 County Law	21,650	22,200	14,500	12,650	22,200	22,200	0
74300.10	Reimbursements Extradition Expenses	1,291	5,000	5,000	2,214	5,000	5,000	0
74375.03	Communications Telephone System	835	1,000	1,000	330	1,000	1,000	0
74375.05	Communications Cellular Phone	1,759	2,256	2,256	1,444	2,400	2,400	144
74375.06	Communications Postage, Other	2,595	2,600	2,618	2,618	500	500	-2,100
74375.08	Communications Internet Service	2,591	6,722	9,922	8,636	9,840	9,840	3,118
74400.04	Miscellaneous Expenses Special Investigations	4,215	2,500	5,000	4,257	5,000	5,000	2,500
74400.09	Miscellaneous Expenses Payments Other Agencies	47,000	500	500	0	500	500	0
74400.10	Miscellaneous Expenses Other Expenses	74	500	504	504	500	500	0
74500.02	Contractual Expenses Maintenance Service Contracts	4,756	2,350	2,346	2,283	925	925	-1,425
74600.02	Professional Development Books and Subscriptions	12,157	18,571	18,742	17,144	18,663	18,663	92
74600.03	Professional Development Training and Education	9,689	5,860	17	-1,020	4,360	4,360	-1,500

Departmental Expenditures Budget Report

Account Number	Description	2019 Actual Amount	2020 Adopted Budget	2020 Amended Budget	2020 Actual as of 11/15/2020	2021 Department Request	2021 Tentative Budget	2021 Tentative vs 2020 Adopted Budget
74600.04	Professional Development Dues and Memberships	4,355	4,955	4,955	2,265	4,955	4,955	0
74650.08	Services, Professional Consultants/Expert Services	14,983	18,000	12,047	2,888	24,000	24,000	6,000
74650.11	Services, Professional Physical Exams/Testing	291	194	291	97	485	485	291
74650.12	Services, Professional Transcripts/Statements	7,913	9,500	9,500	3,245	9,500	9,500	0
74675.01	Services, Central Postage	2,576	2,772	2,772	1,200	2,772	2,772	0
74675.02	Services, Central Printing	3,133	3,000	3,000	551	3,000	3,000	0
74675.03	Services, Central Print Shop Supplies	2,507	2,500	2,500	1,057	2,500	2,500	0
74675.06	Services, Central Maintenance in Lieu of Rent	161,895	183,688	183,688	168,381	171,928	171,928	-11,760
74750.02	Supplies, General Supplies/Materials	0	0	5,943	4,585	0	0	0
74750.05	Supplies, General Law Enforcement Supplies	26,336	25,248	25,248	25,248	0	0	-25,248
74750.12	Supplies, General Computer Supplies	0	6,500	25,658	22,519	5,000	5,000	-1,500
74750.21	Supplies, General Gas and Oil	1,304	2,151	2,151	852	2,151	2,151	0
74800.06	Supplies/Services, Maintenance Repairs and Maintenance	422	2,000	300	300	1,000	1,000	-1,000
Total: Contractual		**354,423**	**354,467**	**359,073**	**294,009**	**320,379**	**320,379**	**-34,088**
Employee Benefits								
78100.00	Retirement Expense	305,682	330,206	330,206	274,092	360,668	360,668	30,462
78200.00	FICA Expense	165,840	183,436	181,520	145,577	185,885	185,885	2,449
78300.00	Worker's Compensation Expense	62,552	70,576	70,576	58,223	71,369	65,175	-5,401
78400.01	Insurance, Health Active Hospital/Medical Ins	361,201	423,524	423,524	352,498	419,465	387,014	-36,510
78400.02	Insurance, Health Medicare Part B	14,928	14,806	14,806	7,579	15,547	18,396	3,590
78400.04	Insurance, Health Retiree Hospital/Medical Ins	116,236	101,442	101,442	85,735	106,515	105,108	3,666
78400.05	Insurance, Health HRA Employer Contribution	21,675	22,525	23,304	23,304	21,250	21,250	-1,275
78400.06	Insurance, Health Health Care Waiver	2,000	2,000	2,000	1,875	2,500	2,500	500
78400.07	Insurance, Health Retiree Medicare Advantage	30,000	37,584	37,584	31,320	39,464	37,584	0
78400.09	Insurance, Health Retiree Healthcare Contributions	-10,606	-4,143	-4,143	-3,753	-4,351	-7,492	-3,349
78400.10	Insurance, Health Retiree Med Adv Contributions	-5,832	-9,395	-9,395	-7,803	-9,865	-9,396	-1
78700.00	NYS Disability Expense	791	924	924	811	924	924	0
78800.00	Flex 125 Employer Contribution Expense	12,869	12,697	13,834	13,834	12,697	12,831	134
Total: Employee Benefits		**1,077,335**	**1,186,182**	**1,186,182**	**983,292**	**1,222,068**	**1,180,447**	**-5,735**
Total: Expenditures - District Attorney		**3,733,354**	**3,991,203**	**4,000,075**	**3,287,759**	**4,020,655**	**3,979,034**	**-12,169**

Acct Code	Title	Count	2021 Tentative Budget
	1st Assistant District Attorney	1	128,129
	2nd Assistant District Attorney	1	128,129
	Asst. District Attorney PT	2	96,963
	AsstDistAtty	15	1,254,745
	Clerical III	1	41,144
	ConfidentialSecy-DA	1	51,960
	Court Assistant	8	300,103
	Court Assistant p/t	2	34,050
	Criminal Intelligence Officer pt	1	29,465
	CrimInvest-DA	1	46,604
	District Atty	1	200,400
	Fiscal Manager	1	64,475
	Grand Jury Stenographer	1	46,680
	Senior Court Assistant	1	41,144
A.02.1165.000 Total		**37**	**2,463,991**

Departmental Revenues Budget Report

Account Number	Description	2019 Actual Amount	2020 Adopted Budget	2020 Amended Budget	2020 Actual as of 11/15/2020	2021 Department Request	2021 Tentative Budget	2021 Tentative vs 2020 Adopted Budget
A.03.1170.000 - Public Defender								
State Aid								
43025.00	Indigent Legal Service Revenue	326,922	439,052	439,052	1,860,901	299,526	329,289	-109,763
43025.01	Indigent Legal Service Counsel at First Appearance	254,271	250,000	250,000	123,060	250,000	250,000	0
43025.02	Indigent Legal Service Caseload Reduction	83,624	84,503	84,503	65,683	87,280	87,280	2,777
43025.03	Harring Settlement	0	0	984,508	0	543,684	1,023,751	1,023,751
43389.03	Other Public Safety Aid to Defense	16,555	16,900	16,900	11,640	15,520	15,520	-1,380
Total: State Aid		**681,371**	**790,455**	**1,774,963**	**2,061,284**	**1,196,010**	**1,705,840**	**915,385**
Total: Revenues - Public Defender		**681,371**	**790,455**	**1,774,963**	**2,061,284**	**1,196,010**	**1,705,840**	**915,385**

Departmental Expenditures Budget Report

Account Number	Description	2019 Actual Amount	2020 Adopted Budget	2020 Amended Budget	2020 Actual as of 11/15/2020	2021 Department Request	2021 Tentative Budget	2021 Tentative vs 2020 Adopted Budget
A.03.1170.000 - Public Defender								
Personal Services								
71010.00	Positions Expense	1,468,683	1,504,743	1,873,921	1,429,889	1,897,475	2,175,721	670,978
71012.00	Longevity Expense	672	950	950	840	1,109	1,109	159
71030.00	Part Time Expense	0	0	4,808	0	0	24,998	24,998
71050.00	Overtime Expense	1,339	407	407	62	1,900	407	0
71080.00	Stipend Expense	0	0	98,207	69,600	81,350	81,350	81,350
Total: Personal Services		**1,470,694**	**1,506,100**	**1,978,294**	**1,500,391**	**1,981,834**	**2,283,585**	**777,485**
Equipment and Capital Outlay								
72100.01	Machinery and Equipment Furniture and Fixtures	0	0	54,428	0	0	0	0
72100.05	Machinery and Equipment Computer Equipment	0	0	93,406	20,479	15,000	0	0
Total: Equipment and Capital Outlay		**0**	**0**	**147,834**	**20,479**	**15,000**	**0**	**0**
Contractual								
74200.02	Rents/Leases Copier Rental	1,551	1,700	3,200	2,554	2,500	4,900	3,200
74250.01	Office Expenses Office Supplies	2,248	1,500	4,500	2,709	3,400	3,400	1,900
74300.01	Reimbursements Travel, Conference	4,756	4,400	0	0	4,700	4,700	300
74300.03	Reimbursements Travel, Mileage	731	1,000	1,000	219	1,400	1,000	0
74375.03	Communications Telephone System	268	300	864	114	1,000	453	153
74375.06	Communications Postage, Other	98	110	4,110	99	110	110	0
74375.08	Communications Internet Service	0	0	1,270	1,060	3,000	3,000	3,000
74500.01	Contractual Expenses Contractual Expenses	0	0	15,000	0	0	0	0
74600.02	Professional Development Books and Subscriptions	21,150	9,500	22,532	15,536	17,000	17,000	7,500
74600.03	Professional Development Training and Education	334	1,121	10,121	1,000	1,100	1,100	-21
74600.04	Professional Development Dues and Memberships	135	75	210	210	500	500	425
74650.08	Services, Professional Consultants/Expert Services	5,972	13,750	8,150	6,109	15,000	15,000	1,250
74650.11	Services, Professional Physical Exams/Testing	0	194	582	388	388	388	194
74650.12	Services, Professional Transcripts/Statements	3,541	4,500	22,500	1,446	6,000	6,000	1,500
74675.01	Services, Central Postage	1,696	1,500	1,500	680	2,500	2,500	1,000
74675.02	Services, Central Printing	3,136	2,200	2,200	1,124	3,000	3,000	800
74675.03	Services, Central Print Shop Supplies	790	750	750	608	1,500	1,500	750

Departmental Expenditures Budget Report

Account Number	Description	2019 Actual Amount	2020 Adopted Budget	2020 Amended Budget	2020 Actual as of 11/15/2020	2021 Department Request	2021 Tentative Budget	2021 Tentative vs 2020 Adopted Budget
74675.06	Services, Central Maintenance in Lieu of Rent	33,704	42,013	42,013	38,512	39,154	39,154	-2,859
74675.07	Services, Central Information Technology Services	23,696	39,352	39,352	39,352	56,300	56,300	16,948
74725.06	Services, Other Computer Service Contract	2,500	3,000	5,333	5,333	3,500	3,500	500
74750.02	Supplies, General Supplies/Materials	0	0	4,585	4,585	2,000	2,000	2,000
74750.12	Supplies, General Computer Supplies	0	0	5,569	5,468	2,000	2,000	2,000
Total: Contractual		**106,308**	**126,965**	**195,341**	**127,104**	**166,052**	**167,505**	**40,540**
Employee Benefits								
78100.00	Retirement Expense	215,010	223,910	278,123	219,330	309,599	349,498	125,588
78200.00	FICA Expense	108,665	115,274	144,790	111,451	151,803	174,887	59,613
78300.00	Worker's Compensation Expense	40,503	43,378	54,491	43,428	57,067	60,059	16,681
78400.01	Insurance, Health Active Hospital/Medical Ins	382,119	412,918	466,327	315,650	406,348	403,917	-9,001
78400.02	Insurance, Health Medicare Part B	17,971	18,241	18,241	10,129	19,154	25,755	7,514
78400.04	Insurance, Health Retiree Hospital/Medical Ins	142,037	150,560	150,560	162,826	158,088	179,406	28,846
78400.05	Insurance, Health HRA Employer Contribution	19,830	20,255	23,089	20,609	19,390	21,090	835
78400.06	Insurance, Health Health Care Waiver	1,542	1,000	1,000	1,167	2,500	2,500	1,500
78400.07	Insurance, Health Retiree Medicare Advantage	53,328	54,721	54,721	51,990	57,458	64,944	10,223
78400.09	Insurance, Health Retiree Healthcare Contributions	0	0	0	-1,200	0	0	0
78400.10	Insurance, Health Retiree Med Adv Contributions	-5,004	-5,111	-5,111	-4,047	-5,367	-5,112	-1
78700.00	NYS Disability Expense	526	539	679	517	693	847	308
78800.00	Flex 125 Employer Contribution Expense	11,936	12,128	14,023	13,644	13,265	14,171	2,043
Total: Employee Benefits		**988,463**	**1,047,813**	**1,200,933**	**945,494**	**1,189,998**	**1,291,962**	**244,149**
Total: Expenditures - Public Defender		**2,565,465**	**2,680,878**	**3,522,402**	**2,593,468**	**3,352,884**	**3,743,052**	**1,062,174**

Acct Code	Title	Count	2021 Tentative Budget
	1st Asst Public Defender	1	119,564
	2nd Asst Public Defender	1	117,878
	Administrative Assistant	1	51,558
	AsstPublicDefender	21	1,236,441
	Confidential Asst-Public Dfndr	1	24,998
	Court Assistant	8	296,631
	Paralegal	1	37,782
	PublicDefender	1	54,731
	Senior Paralegal	1	51,046
	Special Asst Public Defender	2	210,090
A.03.1170.000 Total		**38**	**2,200,719**

Departmental Revenues Budget Report

Account Number	Description	2019 Actual Amount	2020 Adopted Budget	2020 Amended Budget	2020 Actual as of 11/15/2020	2021 Department Request	2021 Tentative Budget	2021 Tentative vs 2020 Adopted Budget
A.04.1170.102 - Conflict Def/Assgn Counsel Adm								
State Aid								
43025.03	Harring Settlement	0	0	0	0	143,483	350,584	350,584
Total: State Aid		**0**	**0**	**0**	**0**	**143,483**	**350,584**	**350,584**
Total: Revenues - Conflict Def/Assgn Counsel Adm		**0**	**0**	**0**	**0**	**143,483**	**350,584**	**350,584**

Departmental Expenditures Budget Report

Account Number	Description	2019 Actual Amount	2020 Adopted Budget	2020 Amended Budget	2020 Actual as of 11/15/2020	2021 Department Request	2021 Tentative Budget	2021 Tentative vs 2020 Adopted Budget
A.04.1170.102 - Conflict Def/Assgn Counsel Adm								
Personal Services								
71010.00	Positions Expense	463,463	527,272	633,260	499,059	654,895	780,723	253,451
71012.00	Longevity Expense	225	299	299	229	500	500	201
Total: Personal Services		**463,688**	**527,571**	**633,559**	**499,288**	**655,395**	**781,223**	**253,652**
Equipment and Capital Outlay								
72100.01	Machinery and Equipment Furniture and Fixtures	0	0	0	0	0	2,000	2,000
72100.05	Machinery and Equipment Computer Equipment	0	0	0	0	0	7,690	7,690
Total: Equipment and Capital Outlay		**0**	**0**	**0**	**0**	**0**	**9,690**	**9,690**
Contractual								
74200.02	Rents/Leases Copier Rental	424	0	3,500	1,993	3,500	3,500	3,500
74250.01	Office Expenses Office Supplies	189	380	380	298	380	380	0
74300.01	Reimbursements Travel, Conference	3,910	4,000	4,000	1,685	4,000	4,000	0
74350.01	Legal Expenses Counsel Fees	195,572	195,000	191,000	85,759	195,000	195,000	0
74375.03	Communications Telephone System	60	100	100	23	100	100	0
74400.02	Miscellaneous Expenses Court Expense	72	0	0	0	0	0	0
74600.02	Professional Development Books and Subscriptions	4,483	4,000	4,000	3,592	4,000	4,000	0
74600.03	Professional Development Training and Education	0	0	0	0	0	6,000	6,000
74600.04	Professional Development Dues and Memberships	0	0	0	0	0	1,910	1,910
74650.08	Services, Professional Consultants/Expert Services	14,280	15,000	15,000	5,179	15,000	25,000	10,000
74650.11	Services, Professional Physical Exams/Testing	0	97	291	194	0	0	-97
74650.12	Services, Professional Transcripts/Statements	4,984	5,000	4,806	253	5,000	5,000	0
74675.01	Services, Central Postage	1,345	1,800	1,800	822	1,800	1,800	0
74675.02	Services, Central Printing	389	900	900	55	900	900	0
74675.03	Services, Central Print Shop Supplies	199	300	800	607	800	800	500
74675.06	Services, Central Maintenance in Lieu of Rent	19,429	20,211	20,211	18,527	18,917	18,917	-1,294
74675.07	Services, Central Information Technology Services	4,711	6,498	6,498	6,498	18,747	18,747	12,249
74725.06	Services, Other Computer Service Contract	2,000	1,000	1,000	1,000	1,000	1,000	0
Total: Contractual		**252,044**	**254,286**	**254,286**	**126,483**	**269,144**	**287,054**	**32,768**

County of Niagara

2021 Tentative Budget

Departmental Expenditures Budget Report

Account Number	Description	2019 Actual Amount	2020 Adopted Budget	2020 Amended Budget	2020 Actual as of 11/15/2020	2021 Department Request	2021 Tentative Budget	2021 Tentative vs 2020 Adopted Budget
Employee Benefits								
78100.00	Retirement Expense	60,197	67,753	79,522	63,101	90,422	98,301	30,548
78200.00	FICA Expense	35,340	40,363	48,625	38,069	50,141	59,766	19,403
78300.00	Worker's Compensation Expense	12,773	15,195	18,306	14,406	18,875	20,549	5,354
78400.01	Insurance, Health Active Hospital/Medical Ins	16,176	17,146	17,146	15,003	18,004	31,350	14,204
78400.02	Insurance, Health Medicare Part B	1,259	1,279	1,279	868	1,343	1,840	561
78400.04	Insurance, Health Retiree Hospital/Medical Ins	32,105	34,032	34,032	28,360	35,734	32,925	-1,107
78400.05	Insurance, Health HRA Employer Contribution	440	440	440	440	440	1,290	850
78800.00	Flex 125 Employer Contribution Expense	373	379	379	379	379	766	387
Total: Employee Benefits		**158,663**	**176,587**	**199,729**	**160,625**	**215,338**	**246,787**	**70,200**
Total: Expenditures - Conflict Def/Assgn Counsel Adm		**874,395**	**958,444**	**1,087,574**	**786,397**	**1,139,877**	**1,324,754**	**366,310**

Acct Code	Title	Count	2021 Tentative Budget
	Assgnd Cnsl & Cnflct Admin	1	81,176
	Cnfdtl Sec-Assgn Cnsl & Cnflt	2	109,967
	Conflict Attorney	9	539,580
	Conflict Attorney II	1	50,000
A.04.1170.102 Total		**13**	**780,723**

Departmental Revenues Budget Report

Account Number	Description	2019 Actual Amount	2020 Adopted Budget	2020 Amended Budget	2020 Actual as of 11/15/2020	2021 Department Request	2021 Tentative Budget	2021 Tentative vs 2020 Adopted Budget
A.01.1185.000 - Coroners								
Local Other								
41289.01	Other General Gov Income General	920	0	0	0	0	0	0
Total: Local Other		**920**	**0**	**0**	**0**	**0**	**0**	**0**
Total: Revenues - Coroners		**920**	**0**	**0**	**0**	**0**	**0**	**0**

Departmental Expenditures Budget Report

Account Number	Description	2019 Actual Amount	2020 Adopted Budget	2020 Amended Budget	2020 Actual as of 11/15/2020	2021 Department Request	2021 Tentative Budget	2021 Tentative vs 2020 Adopted Budget
A.01.1185.000 - Coroners								
Personal Services								
71010.00	Positions Expense	102,000	102,000	102,000	86,888	102,000	102,000	0
Total: Personal Services		**102,000**	**102,000**	**102,000**	**86,888**	**102,000**	**102,000**	**0**
Contractual								
74250.01	Office Expenses Office Supplies	735	2,000	2,000	0	2,000	2,000	0
74300.01	Reimbursements Travel, Conference	1,691	2,000	2,000	440	2,000	2,000	0
74300.03	Reimbursements Travel, Mileage	634	3,000	3,000	0	0	0	-3,000
74375.05	Communications Cellular Phone	4,352	5,523	5,523	3,369	5,523	5,523	0
74650.04	Services, Professional Autopsy	201,227	250,000	250,000	228,701	250,000	250,000	0
74650.09	Services, Professional Transport Expense	33,750	45,000	45,000	39,500	45,000	45,000	0
74750.11	Supplies, General Medical/Lab/Clinic Supplies	7,425	7,500	7,500	7,250	7,500	7,500	0
Total: Contractual		**249,815**	**315,023**	**315,023**	**279,260**	**312,023**	**312,023**	**-3,000**
Employee Benefits								
78100.00	Retirement Expense	8,772	8,948	8,948	7,608	9,805	9,805	857
78200.00	FICA Expense	7,375	7,880	7,880	6,193	7,880	7,880	0
78300.00	Worker's Compensation Expense	2,811	2,940	2,940	2,494	2,940	2,684	-256
78400.01	Insurance, Health Active Hospital/Medical Ins	44,966	47,664	47,664	41,706	50,048	46,112	-1,552
78400.02	Insurance, Health Medicare Part B	3,234	3,286	3,286	1,735	3,451	3,680	394
78400.04	Insurance, Health Retiree Hospital/Medical Ins	18,227	19,052	19,052	17,219	20,005	19,990	938
78400.05	Insurance, Health HRA Employer Contribution	2,140	2,140	2,140	2,140	2,140	2,140	0
78400.06	Insurance, Health Health Care Waiver	1,000	1,000	1,000	1,000	1,000	1,000	0
78400.07	Insurance, Health Retiree Medicare Advantage	10,556	10,224	13,824	11,520	10,736	13,824	3,600
78800.00	Flex 125 Employer Contribution Expense	1,492	1,516	1,516	1,516	1,516	1,532	16
Total: Employee Benefits		**100,572**	**104,650**	**108,250**	**93,131**	**109,521**	**108,647**	**3,997**
Total: Expenditures - Coroners		**452,387**	**521,673**	**525,273**	**459,279**	**523,544**	**522,670**	**997**

Acct Code	Title	Count	2021 Tentative Budget
	Coroner	4	102,000
A.01.1185.000 Total		**4**	**102,000**

County of Niagara

2021 Tentative Budget

Departmental Revenues Budget Report

Account Number	Description	2019 Actual Amount	2020 Adopted Budget	2020 Amended Budget	2020 Actual as of 11/15/2020	2021 Department Request	2021 Tentative Budget	2021 Tentative vs 2020 Adopted Budget
A.17.3020.000 - E-911								
Local Other								
41110.03	911 Allocation	1,343,059	1,329,287	1,329,287	1,004,604	1,323,821	1,323,821	-5,466
41140.01	911 Surcharge Land Line	249,161	252,000	252,000	174,607	240,000	240,000	-12,000
41589.04	Other Public Safety Dept Income False Alarm Fines	13,575	12,000	12,000	9,850	13,500	13,500	1,500
42260.00	Public Safety Services, Other Governments Revenue	221,140	0	0	0	0	0	0
Total: Local Other		**1,826,934**	**1,593,287**	**1,593,287**	**1,189,062**	**1,577,321**	**1,577,321**	**-15,966**
State Aid								
43389.01	911 Upgrade	171,295	149,373	149,373	149,373	149,373	149,373	0
Total: State Aid		**171,295**	**149,373**	**149,373**	**149,373**	**149,373**	**149,373**	**0**
Total: Revenues - E-911		**1,998,229**	**1,742,660**	**1,742,660**	**1,338,435**	**1,726,694**	**1,726,694**	**-15,966**

Departmental Expenditures Budget Report

Account Number	Description	2019 Actual Amount	2020 Adopted Budget	2020 Amended Budget	2020 Actual as of 11/15/2020	2021 Department Request	2021 Tentative Budget	2021 Tentative vs 2020 Adopted Budget
A.17.3020.000 - E-911								
Personal Services								
71010.00	Positions Expense	1,712,245	1,812,993	1,812,993	1,490,547	1,819,915	1,807,784	-5,209
71030.00	Part Time Expense	207,675	187,800	187,800	122,022	187,080	187,080	-720
71031.00	Court Time Expense	80	500	500	135	300	300	-200
71032.00	Training Allowance Expense	39,445	40,181	40,181	34,736	42,016	42,016	1,835
71033.00	Job Parity Expense	12,625	13,000	13,000	8,029	12,000	12,000	-1,000
71034.00	Briefing Time Expense	73,936	77,424	77,424	1,415	81,776	81,776	4,352
71035.00	Uniform Allowance Expense	16,483	16,000	16,500	16,382	16,500	16,500	500
71050.00	Overtime Expense	83,139	82,900	82,900	78,975	82,000	82,000	-900
71070.00	Shift Differential Expense	21,776	21,905	21,905	17,480	21,816	21,816	-89
71085.00	Sick Leave Incentive Expense	12,509	13,500	13,000	12,398	12,500	12,500	-1,000
Total: Personal Services		**2,179,912**	**2,266,203**	**2,266,203**	**1,782,118**	**2,275,903**	**2,263,772**	**-2,431**
Equipment and Capital Outlay								
72100.01	Machinery and Equipment Furniture and Fixtures	0	0	0	0	3,000	3,000	3,000
72100.05	Machinery and Equipment Computer Equipment	13,987	0	0	0	0	0	0
Total: Equipment and Capital Outlay		**13,987**	**0**	**0**	**0**	**3,000**	**3,000**	**3,000**
Contractual								
74200.02	Rents/Leases Copier Rental	2,070	2,500	2,500	1,138	1,660	1,660	-840
74250.01	Office Expenses Office Supplies	197	200	200	0	200	200	0
74300.01	Reimbursements Travel, Conference	3,047	5,500	5,500	-975	1,750	1,750	-3,750
74300.06	Reimbursements Uniforms/Clothing	0	18,640	18,640	670	15,000	15,000	-3,640
74375.02	Communications Telephone Usage	63,508	79,990	71,830	52,107	75,100	75,100	-4,890
74375.05	Communications Cellular Phone	471	435	435	363	413	413	-22
74400.09	Miscellaneous Expenses Payments Other Agencies	7,500	6,000	6,000	5,500	6,000	6,000	0
74500.01	Contractual Expenses Contractual Expenses	1,800	0	11,880	11,880	0	0	0
74500.02	Contractual Expenses Maintenance Service Contracts	115,457	124,800	123,840	112,320	138,695	138,695	13,895
74600.03	Professional Development Training and Education	1,937	3,000	3,000	464	3,000	3,000	0
74650.11	Services, Professional Physical Exams/Testing	0	928	928	0	696	696	-232
74675.06	Services, Central Maintenance in Lieu of Rent	72,754	75,684	75,684	69,377	70,839	70,839	-4,845
74750.02	Supplies, General Supplies/Materials	3,386	3,000	5,448	4,178	3,000	3,000	0

Departmental Expenditures Budget Report

Account Number	Description	2019 Actual Amount	2020 Adopted Budget	2020 Amended Budget	2020 Actual as of 11/15/2020	2021 Department Request	2021 Tentative Budget	2021 Tentative vs 2020 Adopted Budget
74800.06	Supplies/Services, Maintenance Repairs and Maintenance	0	1,000	851	0	1,000	1,000	0
Total: Contractual		**272,128**	**321,677**	**326,736**	**257,022**	**317,353**	**317,353**	**-4,324**
Employee Benefits								
78100.00	Retirement Expense	288,594	312,780	312,780	254,091	339,457	337,660	24,880
78200.00	FICA Expense	165,333	170,141	170,141	134,752	171,105	170,177	36
78300.00	Worker's Compensation Expense	59,854	65,267	65,267	54,004	65,548	59,536	-5,731
78400.01	Insurance, Health Active Hospital/Medical Ins	365,951	397,887	405,647	354,618	428,595	394,895	-2,992
78400.02	Insurance, Health Medicare Part B	1,355	1,653	1,653	868	1,736	1,840	187
78400.04	Insurance, Health Retiree Hospital/Medical Ins	1,197	0	0	0	0	0	0
78400.05	Insurance, Health HRA Employer Contribution	19,435	19,200	19,349	19,349	19,420	19,420	220
78400.06	Insurance, Health Health Care Waiver	2,000	2,000	2,000	2,000	2,000	2,000	0
78400.07	Insurance, Health Retiree Medicare Advantage	4,170	5,112	5,112	4,260	5,368	5,112	0
78400.08	Insurance, Health Self Funded Dental	14,692	14,972	15,372	13,436	15,474	15,474	502
78400.09	Insurance, Health Retiree Healthcare Contributions	-598	0	0	0	0	0	0
78400.10	Insurance, Health Retiree Med Adv Contributions	-1,877	-2,555	-2,555	-2,339	-2,683	-2,556	-1
78800.00	Flex 125 Employer Contribution Expense	12,682	12,507	12,507	12,507	12,507	12,639	132
Total: Employee Benefits		**932,788**	**998,964**	**1,007,273**	**847,547**	**1,058,527**	**1,016,197**	**17,233**
Total: Expenditures - E-911		**3,398,815**	**3,586,844**	**3,600,212**	**2,886,687**	**3,654,783**	**3,600,322**	**13,478**

Acct Code	Title	Count	2021 Tentative Budget
	Director Emergency Communication	1	82,038
	Senior Sheriff-Dispatcher	4	245,453
	Sheriff Dispatcher - p/t	10	187,080
	Sheriff-Dispatcher	28	1,480,293
A.17.3020.000 Total		**43**	**1,994,864**

Departmental Revenues Budget Report

Account Number	Description	2019 Actual Amount	2020 Adopted Budget	2020 Amended Budget	2020 Actual as of 11/15/2020	2021 Department Request	2021 Tentative Budget	2021 Tentative vs 2020 Adopted Budget
A.17.3110.000 - Sheriff								
Internal Elimination								
40599.02	Appropriated Fund Balance Restricted Funds	0	0	11,900	0	0	0	0
Total: Internal Elimination		**0**	**0**	**11,900**	**0**	**0**	**0**	**0**
Local Other								
41289.08	Other General Gov Income Reimbursement, Other Depts	804,432	976,224	976,224	624,909	874,166	874,166	-102,058
41289.09	Other General Gov Income Salary Reimbursement	43,210	0	0	11,773	0	0	0
41510.01	Sheriff Fees General	458,577	446,400	446,400	264,277	438,400	438,400	-8,000
41510.04	Sheriff Fees Pawn Law Fees	5,250	6,000	6,000	5,000	5,250	5,250	-750
42210.01	General Services, Other Gov General	707,727	678,082	678,082	527,780	662,826	662,826	-15,256
42625.00	Forfeiture of Crime Proceeds Revenue	7,123	6,200	6,200	4,091	6,200	6,200	0
42705.00	Gifts and Donations Revenue	4,347	0	0	1,653	0	0	0
Total: Local Other		**2,030,666**	**2,112,906**	**2,112,906**	**1,439,484**	**1,986,842**	**1,986,842**	**-126,064**
State Aid								
43315.00	Navigation Law Enforcement Marine Patrol	76,525	56,000	96,000	10,221	50,300	50,300	-5,700
43389.10	Other Public Safety Fire Prevention Center	5,000	5,000	5,000	0	5,000	5,000	0
43389.13	Other Public Safety Crime Prevention	5,320	0	0	0	0	0	0
43389.15	Other Public Safety Forensic Lab Accreditation	184,835	191,053	191,053	95,434	191,053	191,053	0
43389.21	Other Public Safety Motor Vcle Theft/Ins Fraud Prev	19,355	20,000	20,000	9,940	20,000	20,000	0
Total: State Aid		**291,035**	**272,053**	**312,053**	**115,595**	**266,353**	**266,353**	**-5,700**
Federal Aid								
44389.02	Other Public Safety Asset Forfeiture Dept Justice	176,759	49,845	49,845	36,174	26,225	26,225	-23,620
44389.04	Other Public Safety Operation Green Monster	60,000	0	80,000	80,000	0	0	0
44389.07	Other Public Safety Forensic Lab	56,946	53,518	53,518	47,859	51,490	51,490	-2,028
44389.09	Other Public Safety Traffic	131,706	68,867	68,867	55,319	22,465	22,465	-46,402
44389.12	Other Public Safety Asset Forfeiture Dept Treasury	16,998	0	0	3,685	9,318	9,318	9,318
Total: Federal Aid		**442,409**	**172,230**	**252,230**	**223,037**	**109,498**	**109,498**	**-62,732**
Total: Revenues - Sheriff		**2,764,110**	**2,557,189**	**2,689,089**	**1,778,115**	**2,362,693**	**2,362,693**	**-194,496**

Departmental Expenditures Budget Report

Account Number	Description	2019 Actual Amount	2020 Adopted Budget	2020 Amended Budget	2020 Actual as of 11/15/2020	2021 Department Request	2021 Tentative Budget	2021 Tentative vs 2020 Adopted Budget
A.17.3110.000 - Sheriff								
Personal Services								
71010.00	Positions Expense	8,761,691	9,175,650	9,175,650	7,446,257	9,246,094	9,141,288	-34,362
71011.00	Seasonal Help Expense	910	3,700	3,700	0	5,475	5,475	1,775
71012.00	Longevity Expense	12,118	12,662	12,662	10,327	13,187	12,037	-625
71030.00	Part Time Expense	50,689	61,149	61,149	22,112	50,383	50,383	-10,766
71031.00	Court Time Expense	26,259	32,000	32,000	12,948	27,500	27,500	-4,500
71032.00	Training Allowance Expense	124,666	130,383	130,383	107,325	132,739	131,949	1,566
71033.00	Job Parity Expense	8,118	10,200	10,200	5,534	8,450	8,450	-1,750
71034.00	Briefing Time Expense	291,840	300,000	300,000	6,700	306,955	306,955	6,955
71035.00	Uniform Allowance Expense	59,515	61,000	61,000	59,991	59,800	59,800	-1,200
71050.00	Overtime Expense	909,817	974,100	1,065,568	719,882	941,468	941,468	-32,632
71055.00	On Call Pay Expense	82,008	81,687	81,687	70,792	85,321	85,321	3,634
71060.00	Beeper Pay Expense	6,701	6,200	6,200	0	7,200	7,200	1,000
71070.00	Shift Differential Expense	59,300	63,961	63,961	48,699	68,296	68,090	4,129
71085.00	Sick Leave Incentive Expense	17,758	18,500	18,500	15,012	16,000	16,000	-2,500
Total: Personal Services		**10,411,389**	**10,931,192**	**11,022,660**	**8,525,580**	**10,968,868**	**10,861,916**	**-69,276**
Equipment and Capital Outlay								
72100.01	Machinery and Equipment Furniture and Fixtures	1,112	0	0	0	0	0	0
72100.04	Machinery and Equipment Hospital, Medical, Lab Equipment	0	0	2,205	645	7,000	7,000	7,000
72100.05	Machinery and Equipment Computer Equipment	14,625	16,075	81,273	0	24,700	24,700	8,625
72100.12	Machinery and Equipment Cars, Vans, Light Trucks	290,690	321,000	438,306	335,394	381,000	381,000	60,000
72100.21	Machinery and Equipment Law Enforcement Equipment	180,587	73,316	190,044	115,588	35,917	35,917	-37,399
72100.31	Machinery and Equipment Asset Forfeiture Dept Justice	33,404	25,000	30,700	30,346	25,000	25,000	0
Total: Equipment and Capital Outlay		**520,420**	**435,391**	**742,528**	**481,973**	**473,617**	**473,617**	**38,226**
Contractual								
74000.02	Fees Miscellaneous Fees	314	450	450	183	320	320	-130
74100.01	Insurance, General General Insurance	3,681	4,000	4,000	0	3,800	3,800	-200
74200.02	Rents/Leases Copier Rental	6,637	8,100	8,100	5,134	6,900	6,900	-1,200
74200.03	Rents/Leases Property Tax/Rentals	9,059	9,500	9,500	8,538	9,100	9,100	-400

Departmental Expenditures Budget Report

Account Number	Description	2019 Actual Amount	2020 Adopted Budget	2020 Amended Budget	2020 Actual as of 11/15/2020	2021 Department Request	2021 Tentative Budget	2021 Tentative vs 2020 Adopted Budget
74250.01	Office Expenses Office Supplies	10,943	8,500	8,500	6,980	8,250	8,250	-250
74250.03	Office Expenses Printing/Duplicating	2,051	3,000	5,365	2,684	4,282	4,282	1,282
74300.01	Reimbursements Travel, Conference	7,955	11,000	1,000	-683	8,000	8,000	-3,000
74300.02	Reimbursements Routine Travel Expenses	3,378	2,800	2,800	1,580	3,400	3,400	600
74300.03	Reimbursements Travel, Mileage	715	700	900	857	715	715	15
74300.06	Reimbursements Uniforms/Clothing	49,269	42,000	52,295	26,368	32,050	32,050	-9,950
74375.02	Communications Telephone Usage	4	960	960	520	960	960	0
74375.03	Communications Telephone System	2,521	3,000	3,000	1,635	3,250	3,250	250
74375.05	Communications Cellular Phone	13,698	13,560	13,560	10,506	11,919	11,919	-1,641
74375.06	Communications Postage, Other	1,215	2,190	2,190	1,504	2,230	2,230	40
74400.04	Miscellaneous Expenses Special Investigations	50,000	60,000	30,000	10,000	50,000	50,000	-10,000
74400.09	Miscellaneous Expenses Payments Other Agencies	15,042	9,800	19,130	18,668	5,400	5,400	-4,400
74500.01	Contractual Expenses Contractual Expenses	61,682	23,000	20,500	12,624	20,000	20,000	-3,000
74500.02	Contractual Expenses Maintenance Service Contracts	328,404	432,565	399,577	346,964	456,257	456,257	23,692
74500.05	Contractual Expenses Asset Forfeiture Dept Justice	23,500	24,845	31,045	19,090	1,225	1,225	-23,620
74500.06	Contractual Expenses Asset Forfeiture Dept Treasury	0	0	0	0	9,318	9,318	9,318
74550.11	Programs Marine Patrol	3,444	8,500	6,000	3,626	8,000	8,000	-500
74550.32	Programs Special Task Force	5,865	6,000	6,000	2,694	6,000	6,000	0
74600.02	Professional Development Books and Subscriptions	1,554	1,732	1,732	720	1,840	1,840	108
74600.03	Professional Development Training and Education	34,880	49,585	14,422	13,414	44,745	44,745	-4,840
74600.04	Professional Development Dues and Memberships	1,390	1,400	1,400	985	1,400	1,400	0
74650.05	Services, Professional Audit	2,570	2,700	2,700	2,500	2,500	2,500	-200
74650.09	Services, Professional Transport Expense	0	250	250	0	100	100	-150
74650.11	Services, Professional Physical Exams/Testing	4,780	2,871	2,871	1,974	3,740	3,740	869
74650.14	Services, Professional Employee Assistance Program	10,000	10,000	10,000	10,000	10,000	10,000	0
74675.01	Services, Central Postage	40,254	40,060	30,695	21,816	40,000	40,000	-60
74675.02	Services, Central Printing	11,075	10,000	10,000	5,427	10,000	10,000	0
74675.03	Services, Central Print Shop Supplies	5,086	4,000	4,000	2,591	4,000	4,000	0
74750.01	Supplies, General Photographic Supplies/Service	4,989	5,000	5,000	2,635	5,000	5,000	0

Departmental Expenditures Budget Report

Account Number	Description	2019 Actual Amount	2020 Adopted Budget	2020 Amended Budget	2020 Actual as of 11/15/2020	2021 Department Request	2021 Tentative Budget	2021 Tentative vs 2020 Adopted Budget
74750.02	Supplies, General Supplies/Materials	0	11,000	11,000	6,605	12,000	12,000	1,000
74750.05	Supplies, General Law Enforcement Supplies	106,794	98,883	115,068	27,193	99,720	99,720	837
74750.11	Supplies, General Medical/Lab/Clinic Supplies	74,324	63,000	81,825	66,499	63,500	63,500	500
74750.21	Supplies, General Gas and Oil	258,810	295,099	236,579	169,619	277,873	277,873	-17,226
74800.01	Supplies/Services, Maintenance Communication Supplies/Service	5,734	5,461	5,461	5,437	6,915	6,915	1,454
74800.03	Supplies/Services, Maintenance Building Maint/Repairs/Supplies	2,973	14,300	23,210	23,209	0	0	-14,300
74800.10	Supplies/Services, Maintenance Miscellaneous Equip Under $500	12,252	10,000	10,000	1,992	10,000	10,000	0
74800.11	Supplies/Services, Maintenance Vehicle Maintenance	111,277	151,000	200,260	151,483	142,500	142,500	-8,500
Total: Contractual		**1,288,121**	**1,450,811**	**1,391,343**	**993,570**	**1,387,209**	**1,387,209**	**-63,602**
Employee Benefits								
78100.00	Retirement Expense	2,348,995	2,547,245	2,547,245	2,020,393	2,842,914	2,804,120	256,875
78200.00	FICA Expense	789,805	837,431	837,431	645,846	839,772	831,589	-5,842
78300.00	Worker's Compensation Expense	285,214	315,649	315,649	257,850	315,892	285,678	-29,971
78400.01	Insurance, Health Active Hospital/Medical Ins	1,477,802	1,610,651	1,584,682	1,346,286	1,678,825	1,529,207	-81,444
78400.02	Insurance, Health Medicare Part B	94,615	96,578	96,578	50,638	101,407	125,093	28,515
78400.04	Insurance, Health Retiree Hospital/Medical Ins	2,402,274	2,556,466	2,569,166	2,139,081	2,684,290	2,426,040	-130,426
78400.05	Insurance, Health HRA Employer Contribution	81,575	80,080	83,260	83,260	81,120	81,530	1,450
78400.06	Insurance, Health Health Care Waiver	6,417	8,500	8,500	8,292	8,500	8,500	0
78400.07	Insurance, Health Retiree Medicare Advantage	65,862	68,256	77,202	61,566	71,669	83,592	15,336
78400.08	Insurance, Health Self Funded Dental	691	691	691	605	691	691	0
78400.09	Insurance, Health Retiree Healthcare Contributions	-26,471	-27,899	-27,899	-22,273	-29,294	-25,284	2,615
78400.10	Insurance, Health Retiree Med Adv Contributions	-16,674	-17,063	-17,063	-13,794	-17,917	-17,064	-1
78700.00	NYS Disability Expense	1,297	1,463	1,463	1,170	1,463	1,427	-36
78800.00	Flex 125 Employer Contribution Expense	48,490	49,264	50,407	50,407	48,891	49,407	143
Total: Employee Benefits		**7,559,892**	**8,127,312**	**8,127,312**	**6,629,328**	**8,628,223**	**8,184,526**	**57,214**
Total: Expenditures - Sheriff		**19,779,822**	**20,944,706**	**21,283,843**	**16,630,451**	**21,457,917**	**20,907,268**	**-37,438**

Acct Code	Title	Count	2021 Tentative Budget
	Account Clerical I	3	109,219
	Account Clerical II	1	38,860
	Account Clerical III	1	41,144
	Account Clerical IV	1	46,680
	Asst Network Administrator	1	57,021
	Chief Deputy	2	221,222
	Clerical I	2	68,038
	Clerical II	1	16,616
	Clerical III	1	41,144
	Computer Network Administrator	1	69,353
	Computer Programmer	1	59,670
	ConfidentialSecy-Sher	1	64,122
	Crime Analyst	1	44,474
	Dep Sher-Admin Asst	1	80,075
	Dep Sher-Criminal Investigator	14	1,099,745
	Dep Sheriff Forensic Chemist	2	163,804
	Dep Sheriff Lieutenant	13	1,059,043
	Dep Sheriff-Captain	6	505,630
	Deputy Sheriff	68	4,635,681
	Deputy Sheriff-Marine p/t	2	13,534
	Director of Forensic Laboratory	1	107,414
	Forensic Criminalist I	1	71,514
	Forensic Criminalist II	2	158,437
	Helicopter Mechanic	1	3,000
	Helicopter Pilot	4	6,500
	Marine Patrol Officer	1	5,475
	Micro Computer Specialist	1	46,643
	Senior Forensic Criminalist	1	101,247
	Sheriff	1	120,872
	Special Patrol Officer p/t	1	27,349
	UnderSheriff	1	113,620
A.17.3110.000 Total		**138**	**9,197,146**

Departmental Revenues Budget Report

Account Number	Description	2019 Actual Amount	2020 Adopted Budget	2020 Amended Budget	2020 Actual as of 11/15/2020	2021 Department Request	2021 Tentative Budget	2021 Tentative vs 2020 Adopted Budget
A.17.3150.000 - Jail								
Internal Elimination								
40999.41	Recovery of Shared Services Maintenance in Lieu of Rent	52,633	54,754	54,754	54,754	51,249	51,249	-3,505
Total: Internal Elimination		**52,633**	**54,754**	**54,754**	**54,754**	**51,249**	**51,249**	**-3,505**
Local Other								
41289.06	Other General Gov Income Telephone Reimbursement	365,039	376,000	376,000	328,716	450,000	450,000	74,000
41289.08	Other General Gov Income Reimbursement, Other Depts	59,518	17,518	17,518	51,000	24,000	24,000	6,482
41289.09	Other General Gov Income Salary Reimbursement	6,986	0	0	20,474	0	60,000	60,000
41510.01	Sheriff Fees General	16,800	22,500	22,500	34,091	18,000	18,000	-4,500
41525.01	Prisoner Charges Commissary Charges	120,584	119,125	119,125	95,055	126,358	126,358	7,233
42264.00	Jail Facilities Svcs, Other Gov Revenue	4,589,435	4,429,280	4,429,280	3,675,175	4,371,138	4,371,138	-58,142
Total: Local Other		**5,158,362**	**4,964,423**	**4,964,423**	**4,204,511**	**4,989,496**	**5,049,496**	**85,073**
State Aid								
43389.12	Other Public Safety Work Release	24,234	33,777	33,777	6,273	0	0	-33,777
43389.13	Other Public Safety Crime Prevention	89,328	87,049	87,049	62,987	87,049	87,049	0
Total: State Aid		**113,562**	**120,826**	**120,826**	**69,260**	**87,049**	**87,049**	**-33,777**
Federal Aid								
44089.00	Federal Aid, Other Revenue	49,999	0	50,000	0	0	0	0
Total: Federal Aid		**49,999**	**0**	**50,000**	**0**	**0**	**0**	**0**
Total: Revenues - Jail		**5,374,556**	**5,140,003**	**5,190,003**	**4,328,525**	**5,127,794**	**5,187,794**	**47,791**

Departmental Expenditures Budget Report

Account Number	Description	2019 Actual Amount	2020 Adopted Budget	2020 Amended Budget	2020 Actual as of 11/15/2020	2021 Department Request	2021 Tentative Budget	2021 Tentative vs 2020 Adopted Budget
A.17.3150.000 - Jail								
Personal Services								
71010.00	Positions Expense	8,948,942	9,216,199	9,193,603	7,303,345	8,836,624	8,872,509	-343,690
71011.00	Seasonal Help Expense	23,465	16,728	16,728	0	0	0	-16,728
71012.00	Longevity Expense	4,814	4,979	4,979	3,998	4,275	4,275	-704
71030.00	Part Time Expense	286,666	243,594	240,624	109,438	200,753	200,753	-42,841
71031.00	Court Time Expense	1,457	1,000	1,000	536	1,500	1,500	500
71032.00	Training Allowance Expense	184,094	187,990	187,990	148,502	184,671	184,671	-3,319
71033.00	Job Parity Expense	0	100	100	0	0	0	-100
71034.00	Briefing Time Expense	308,573	310,000	310,000	3,350	312,327	312,327	2,327
71035.00	Uniform Allowance Expense	63,621	63,500	63,500	60,960	62,003	62,003	-1,497
71050.00	Overtime Expense	614,098	631,562	631,562	324,083	634,000	634,000	2,438
71070.00	Shift Differential Expense	77,939	80,844	81,149	59,017	73,892	73,892	-6,952
71085.00	Sick Leave Incentive Expense	74,231	74,000	74,000	67,599	71,000	71,000	-3,000
71086.00	Vacation Buyback Expense	1,361	1,000	3,970	3,970	1,000	1,000	0
Total: Personal Services		**10,589,260**	**10,831,496**	**10,809,205**	**8,084,798**	**10,382,045**	**10,417,930**	**-413,566**
Equipment and Capital Outlay								
72100.01	Machinery and Equipment Furniture and Fixtures	6,701	0	4,003	1,363	0	0	0
72100.05	Machinery and Equipment Computer Equipment	0	0	10,650	0	3,600	3,600	3,600
72100.07	Machinery and Equipment Food Service Equipment	0	24,970	44,511	43,012	0	0	-24,970
72100.08	Machinery and Equipment Tools	7,381	0	5,179	5,179	0	0	0
72100.15	Machinery and Equipment Communications Equipment	0	2,500	2,500	0	0	0	-2,500
72100.21	Machinery and Equipment Law Enforcement Equipment	935	8,000	19,745	11,728	4,635	4,635	-3,365
Total: Equipment and Capital Outlay		**15,017**	**35,470**	**86,589**	**61,283**	**8,235**	**8,235**	**-27,235**
Contractual								
74200.02	Rents/Leases Copier Rental	5,752	6,100	6,100	3,483	5,000	5,000	-1,100
74250.01	Office Expenses Office Supplies	4,153	3,000	11,162	1,649	3,000	3,000	0
74300.01	Reimbursements Travel, Conference	4,840	5,000	5,000	565	3,500	3,500	-1,500
74300.02	Reimbursements Routine Travel Expenses	273	350	350	84	300	300	-50
74300.03	Reimbursements Travel, Mileage	2,484	2,500	2,500	302	2,500	2,500	0
74300.06	Reimbursements Uniforms/Clothing	90,822	75,000	88,138	27,392	50,000	50,000	-25,000

Departmental Expenditures Budget Report

Account Number	Description	2019 Actual Amount	2020 Adopted Budget	2020 Amended Budget	2020 Actual as of 11/15/2020	2021 Department Request	2021 Tentative Budget	2021 Tentative vs 2020 Adopted Budget
74375.02	Communications Telephone Usage	0	960	960	0	0	0	-960
74375.03	Communications Telephone System	1,648	1,680	1,680	1,074	2,110	2,110	430
74375.06	Communications Postage, Other	0	100	100	0	100	100	0
74400.09	Miscellaneous Expenses Payments Other Agencies	49,999	0	50,000	3,889	0	0	0
74500.01	Contractual Expenses Contractual Expenses	2,665,337	2,605,414	2,608,835	2,166,499	2,686,891	2,686,891	81,477
74500.02	Contractual Expenses Maintenance Service Contracts	70,165	76,556	76,556	55,357	49,268	49,268	-27,288
74600.02	Professional Development Books and Subscriptions	11,028	11,689	11,689	9,160	11,729	11,729	40
74600.03	Professional Development Training and Education	22,143	21,995	21,995	18,492	18,332	18,332	-3,663
74600.04	Professional Development Dues and Memberships	525	525	525	525	645	645	120
74650.11	Services, Professional Physical Exams/Testing	3,155	2,500	2,500	194	1,856	1,856	-644
74650.16	Services, Professional Inspections	6,124	9,280	12,490	12,454	13,760	13,760	4,480
74675.02	Services, Central Printing	446	300	300	0	300	300	0
74675.03	Services, Central Print Shop Supplies	0	50	50	0	50	50	0
74700.01	Services, Disposal Waste/Refuse Disposal	12,615	12,151	12,121	10,055	12,151	12,151	0
74750.02	Supplies, General Supplies/Materials	25,894	26,500	34,500	24,513	41,209	41,209	14,709
74750.05	Supplies, General Law Enforcement Supplies	7,883	7,700	9,455	5,245	8,420	8,420	720
74750.06	Supplies, General Food and Kitchen Supplies	412,215	430,000	390,536	259,863	425,000	425,000	-5,000
74750.08	Supplies, General Bedding/Linens	8,260	8,000	18,202	6,715	10,000	10,000	2,000
74750.18	Supplies, General Inmate Supplies	27,370	38,000	29,908	24,320	35,000	35,000	-3,000
74750.19	Supplies, General Medical Spls/Disposable Linens	0	2,500	2,500	2,351	2,500	2,500	0
74750.21	Supplies, General Gas and Oil	10,000	10,000	10,000	6,574	8,000	8,000	-2,000
74800.03	Supplies/Services, Maintenance Building Maint/Repairs/Supplies	145,988	243,700	236,758	141,678	234,700	234,700	-9,000
74800.04	Supplies/Services, Maintenance Poisons/Pest Control	946	1,097	1,127	888	1,310	1,310	213
74800.07	Supplies/Services, Maintenance Janitor and Cleaning Supplies	29,831	27,000	35,000	32,009	42,000	42,000	15,000
74800.10	Supplies/Services, Maintenance Miscellaneous Equip Under $500	120	500	500	0	0	0	-500
74800.16	Supplies/Services, Maintenance Safety Equipment Under $500	8,030	10,000	10,000	7,951	18,000	18,000	8,000
74850.01	Utilities Water	44,414	46,500	46,500	32,740	50,000	50,000	3,500
Total: Contractual		**3,672,458**	**3,686,647**	**3,738,037**	**2,856,020**	**3,737,631**	**3,737,631**	**50,984**

Departmental Expenditures Budget Report

Account Number	Description	2019 Actual Amount	2020 Adopted Budget	2020 Amended Budget	2020 Actual as of 11/15/2020	2021 Department Request	2021 Tentative Budget	2021 Tentative vs 2020 Adopted Budget
Employee Benefits								
78100.00	Retirement Expense	1,670,191	1,776,554	1,778,022	1,363,104	1,940,898	1,944,534	167,980
78200.00	FICA Expense	800,611	828,999	830,110	608,152	794,537	797,284	-31,715
78300.00	Worker's Compensation Expense	290,291	311,951	312,368	244,946	299,010	274,000	-37,951
78400.01	Insurance, Health Active Hospital/Medical Ins	1,856,611	2,047,466	1,985,550	1,670,626	1,987,109	1,846,182	-201,284
78400.02	Insurance, Health Medicare Part B	39,372	39,872	39,872	21,046	41,866	53,349	13,477
78400.04	Insurance, Health Retiree Hospital/Medical Ins	834,830	909,997	937,997	780,595	955,497	882,381	-27,616
78400.05	Insurance, Health HRA Employer Contribution	97,275	95,355	95,560	95,560	90,415	91,265	-4,090
78400.06	Insurance, Health Health Care Waiver	4,708	5,000	5,667	5,667	4,000	4,000	-1,000
78400.07	Insurance, Health Retiree Medicare Advantage	52,101	52,920	85,320	61,992	55,566	109,152	56,232
78400.08	Insurance, Health Self Funded Dental	74,835	76,075	73,308	62,510	73,491	73,491	-2,584
78400.09	Insurance, Health Retiree Healthcare Contributions	-31,283	-30,836	-30,836	-24,108	-32,378	-28,818	2,018
78400.10	Insurance, Health Retiree Med Adv Contributions	-11,107	-11,124	-11,124	-8,555	-11,681	-11,124	0
78700.00	NYS Disability Expense	664	693	693	609	308	385	-308
78800.00	Flex 125 Employer Contribution Expense	59,307	56,850	60,261	59,124	53,439	54,386	-2,464
Total: Employee Benefits		**5,738,406**	**6,159,772**	**6,162,768**	**4,941,267**	**6,252,077**	**6,090,467**	**-69,305**
Total: Expenditures - Jail		**20,015,142**	**20,713,385**	**20,796,599**	**15,943,368**	**20,379,988**	**20,254,263**	**-459,122**

Acct Code	Title	Count	2021 Tentative Budget
	Account Clerical I	1	37,253
	Bldg Maint Mechanic	1	37,960
	Chief Jail Administrator	1	110,611
	Cleaner	2	56,000
	Clerical I	3	105,710
	Commissary Aide	1	41,405
	Cook	2	71,786
	Corr Officer-Sergeant	6	448,483
	Correction Officer	108	6,786,293
	Correction Officer p/t	10	200,753
	Correction-Captain	2	164,477
	Correction-Lieutenant	8	626,174
	Deputy Chief Jail Administrator	1	104,143
	Gen Repair Person II	2	101,581
	Groundskeeper-Bldgs	1	33,178
	Head Cook	1	49,903
	Head Maintenance Person	1	66,378
	Laundry Worker	1	31,174
A.17.3150.000 Total		**152**	**9,073,262**

Departmental Revenues Budget Report

Account Number	Description	2019 Actual Amount	2020 Adopted Budget	2020 Amended Budget	2020 Actual as of 11/15/2020	2021 Department Request	2021 Tentative Budget	2021 Tentative vs 2020 Adopted Budget
A.17.3315.000 - Stop DWI								
Internal Elimination								
40599.02	Appropriated Fund Balance Restricted Funds	0	102,848	102,848	0	10,784	10,784	-92,064
Total: Internal Elimination		**0**	**102,848**	**102,848**	**0**	**10,784**	**10,784**	**-92,064**
Local Other								
42615.00	Stop DWI Fines Revenue	244,967	242,000	242,000	110,479	195,000	195,000	-47,000
Total: Local Other		**244,967**	**242,000**	**242,000**	**110,479**	**195,000**	**195,000**	**-47,000**
Federal Aid								
44389.09	Other Public Safety Traffic	31,256	25,000	25,000	16,163	25,000	25,000	0
Total: Federal Aid		**31,256**	**25,000**	**25,000**	**16,163**	**25,000**	**25,000**	**0**
Total: Revenues - Stop DWI		**276,222**	**369,848**	**369,848**	**126,642**	**230,784**	**230,784**	**-139,064**

Departmental Expenditures Budget Report

Account Number	Description	2019 Actual Amount	2020 Adopted Budget	2020 Amended Budget	2020 Actual as of 11/15/2020	2021 Department Request	2021 Tentative Budget	2021 Tentative vs 2020 Adopted Budget
A.17.3315.000 - Stop DWI								
Contractual								
74300.09	Reimbursements Committee Expenses	971	1,300	1,300	199	800	800	-500
74375.03	Communications Telephone System	30	32	32	19	40	40	8
74400.09	Miscellaneous Expenses Payments Other Agencies	192,854	228,305	228,305	87,560	146,981	146,981	-81,324
74450.04	Special Activities D.A. Contract	35,000	35,000	35,000	35,000	21,000	21,000	-14,000
74450.05	Special Activities Sheriff Contract	95,575	95,575	95,575	78,057	57,345	57,345	-38,230
74550.42	Programs DWI Programs	13,093	7,500	7,500	876	2,880	2,880	-4,620
74600.03	Professional Development Training and Education	578	500	500	0	0	0	-500
74675.07	Services, Central Information Technology Services	945	986	986	986	1,138	1,138	152
74750.05	Supplies, General Law Enforcement Supplies	0	650	650	559	600	600	-50
Total: Contractual		**339,045**	**369,848**	**369,848**	**203,256**	**230,784**	**230,784**	**-139,064**
Total: Expenditures - Stop DWI		**339,045**	**369,848**	**369,848**	**203,256**	**230,784**	**230,784**	**-139,064**

Departmental Revenues Budget Report

Account Number	Description	2019 Actual Amount	2020 Adopted Budget	2020 Amended Budget	2020 Actual as of 11/15/2020	2021 Department Request	2021 Tentative Budget	2021 Tentative vs 2020 Adopted Budget
A.17.3645.000 - Homeland Security								
State Aid								
43305.02	State Aid, Civil Defense Civil Defense Homeland Security	120,713	669,712	1,350,269	718,331	680,557	680,557	10,845
Total: State Aid		**120,713**	**669,712**	**1,350,269**	**718,331**	**680,557**	**680,557**	**10,845**
Federal Aid								
44089.06	Federal Aid, Other Coronavirus Emerg Suppl Funding	0	0	58,008	8,777	0	0	0
44305.02	Civil Defense Homeland Security	385,774	399,886	667,033	156,364	477,772	477,772	77,886
Total: Federal Aid		**385,774**	**399,886**	**725,041**	**165,141**	**477,772**	**477,772**	**77,886**
Total: Revenues - Homeland Security		**506,487**	**1,069,598**	**2,075,310**	**883,472**	**1,158,329**	**1,158,329**	**88,731**

Departmental Expenditures Budget Report

Account Number	Description	2019 Actual Amount	2020 Adopted Budget	2020 Amended Budget	2020 Actual as of 11/15/2020	2021 Department Request	2021 Tentative Budget	2021 Tentative vs 2020 Adopted Budget
A.17.3645.000 - Homeland Security								
Personal Services								
71050.00	Overtime Expense	79,290	111,055	146,064	40,088	98,869	98,869	-12,186
Total: Personal Services		**79,290**	**111,055**	**146,064**	**40,088**	**98,869**	**98,869**	**-12,186**
Equipment and Capital Outlay								
72100.12	Machinery and Equipment Cars, Vans, Light Trucks	60,000	0	95,000	0	95,000	95,000	95,000
72100.15	Machinery and Equipment Communications Equipment	0	669,712	2,941,647	698,901	680,557	680,557	10,845
72100.21	Machinery and Equipment Law Enforcement Equipment	186,912	102,610	146,162	75,181	59,837	59,837	-42,773
Total: Equipment and Capital Outlay		**246,912**	**772,322**	**3,182,809**	**774,082**	**835,394**	**835,394**	**63,072**
Contractual								
74400.09	Miscellaneous Expenses Payments Other Agencies	22,000	102,750	175,863	53,306	131,456	131,456	28,706
74500.01	Contractual Expenses Contractual Expenses	124,757	0	33,166	19,980	0	0	0
74500.02	Contractual Expenses Maintenance Service Contracts	0	0	5,595	5,595	0	0	0
74600.03	Professional Development Training and Education	400	14,000	14,000	4,412	14,000	14,000	0
74750.05	Supplies, General Law Enforcement Supplies	2,914	12,000	73,100	22,515	12,000	12,000	0
74750.21	Supplies, General Gas and Oil	4,195	0	19,000	618	19,000	19,000	19,000
74800.11	Supplies/Services, Maintenance Vehicle Maintenance	0	32,776	32,776	0	22,000	22,000	-10,776
Total: Contractual		**154,266**	**161,526**	**353,500**	**106,427**	**198,456**	**198,456**	**36,930**
Employee Benefits								
78100.00	Retirement Expense	10,303	14,356	21,848	5,594	15,352	15,352	996
78200.00	FICA Expense	6,056	7,961	10,639	3,067	7,411	7,411	-550
78300.00	Worker's Compensation Expense	1,811	2,378	3,386	952	2,847	2,847	469
Total: Employee Benefits		**18,170**	**24,695**	**35,873**	**9,613**	**25,610**	**25,610**	**915**
Total: Expenditures - Homeland Security		**498,638**	**1,069,598**	**3,718,246**	**930,210**	**1,158,329**	**1,158,329**	**88,731**

County of Niagara

2021 Tentative Budget

Departmental Revenues Budget Report

Account Number	Description	2019 Actual Amount	2020 Adopted Budget	2020 Amended Budget	2020 Actual as of 11/15/2020	2021 Department Request	2021 Tentative Budget	2021 Tentative vs 2020 Adopted Budget
A.17.3989.300 - Domestic Violence								
Federal Aid								
44320.01	Crime Control Domestic Violence	66,750	66,750	66,750	51,127	50,000	50,000	-16,750
44389.06	Other Public Safety Crime Victims	300,268	254,809	254,809	190,934	301,874	301,874	47,065
Total: Federal Aid		**367,018**	**321,559**	**321,559**	**242,060**	**351,874**	**351,874**	**30,315**
Total: Revenues - Domestic Violence		**367,018**	**321,559**	**321,559**	**242,060**	**351,874**	**351,874**	**30,315**

Departmental Expenditures Budget Report

Account Number	Description	2019 Actual Amount	2020 Adopted Budget	2020 Amended Budget	2020 Actual as of 11/15/2020	2021 Department Request	2021 Tentative Budget	2021 Tentative vs 2020 Adopted Budget
A.17.3989.300 - Domestic Violence								
Personal Services								
71010.00	Positions Expense	347,858	347,077	347,077	288,789	354,795	322,089	-24,988
71012.00	Longevity Expense	4,274	4,250	4,250	3,727	4,601	3,451	-799
71030.00	Part Time Expense	27,757	30,570	30,570	25,405	31,060	31,060	490
71055.00	On Call Pay Expense	13,000	13,500	13,500	10,750	13,002	13,002	-498
Total: Personal Services		**392,889**	**395,397**	**395,397**	**328,672**	**403,458**	**369,602**	**-25,795**
Contractual								
74250.01	Office Expenses Office Supplies	1,977	0	0	0	0	0	0
74250.03	Office Expenses Printing/Duplicating	16,374	0	0	0	0	0	0
74300.01	Reimbursements Travel, Conference	4,844	0	0	0	0	0	0
74300.02	Reimbursements Routine Travel Expenses	36	50	50	38	50	50	0
74300.03	Reimbursements Travel, Mileage	1,124	1,200	1,200	367	1,200	1,200	0
74375.02	Communications Telephone Usage	0	250	250	0	0	0	-250
74375.03	Communications Telephone System	149	150	150	95	190	190	40
74375.05	Communications Cellular Phone	2,387	0	0	0	0	0	0
74500.01	Contractual Expenses Contractual Expenses	500	0	0	0	0	0	0
74525.08	Partner/Outside Agencies YWCA of Niagara	0	0	0	0	0	30,000	30,000
74675.01	Services, Central Postage	818	1,100	1,100	179	800	800	-300
74675.02	Services, Central Printing	0	50	50	0	25	25	-25
Total: Contractual		**28,210**	**2,800**	**2,800**	**679**	**2,265**	**32,265**	**29,465**
Employee Benefits								

Departmental Expenditures Budget Report

Account Number	Description	2019 Actual Amount	2020 Adopted Budget	2020 Amended Budget	2020 Actual as of 11/15/2020	2021 Department Request	2021 Tentative Budget	2021 Tentative vs 2020 Adopted Budget
78100.00	Retirement Expense	56,623	58,522	58,522	51,218	65,573	57,916	-606
78200.00	FICA Expense	29,696	30,405	30,405	24,896	30,978	28,388	-2,017
78300.00	Worker's Compensation Expense	10,803	11,388	11,388	9,940	11,618	9,721	-1,667
78400.01	Insurance, Health Active Hospital/Medical Ins	49,050	49,167	49,167	43,021	67,648	53,307	4,140
78400.04	Insurance, Health Retiree Hospital/Medical Ins	16,244	20,663	20,663	17,219	21,697	19,990	-673
78400.05	Insurance, Health HRA Employer Contribution	3,400	2,550	2,550	2,550	3,400	2,975	425
78400.06	Insurance, Health Health Care Waiver	1,750	2,000	2,000	2,000	1,500	1,500	-500
78700.00	NYS Disability Expense	550	539	539	473	539	503	-36
78800.00	Flex 125 Employer Contribution Expense	2,984	2,653	2,653	2,653	2,653	2,681	28
Total: Employee Benefits		**171,099**	**177,887**	**177,887**	**153,971**	**205,606**	**176,981**	**-906**
Total: Expenditures - Domestic Violence		**592,197**	**576,084**	**576,084**	**483,322**	**611,329**	**578,848**	**2,764**

Acct Code	Title	Count	2021 Tentative Budget
	CrimeVictimsAdv	6	299,651
	Typist p/t	2	31,060
	Victim Services Coordinator	1	22,438
A.17.3989.300 Total		**9**	**353,149**

Departmental Revenues Budget Report

Account Number	Description	2019 Actual Amount	2020 Adopted Budget	2020 Amended Budget	2020 Actual as of 11/15/2020	2021 Department Request	2021 Tentative Budget	2021 Tentative vs 2020 Adopted Budget
A.17.3989.301 - Welfare Fraud								
Local Other								
41510.02	Sheriff Fees Fraud investigation	306,142	325,860	325,860	218,125	341,463	337,184	11,324
Total: Local Other		**306,142**	**325,860**	**325,860**	**218,125**	**341,463**	**337,184**	**11,324**
Total: Revenues - Welfare Fraud		**306,142**	**325,860**	**325,860**	**218,125**	**341,463**	**337,184**	**11,324**

Departmental Expenditures Budget Report

Account Number	Description	2019 Actual Amount	2020 Adopted Budget	2020 Amended Budget	2020 Actual as of 11/15/2020	2021 Department Request	2021 Tentative Budget	2021 Tentative vs 2020 Adopted Budget
A.17.3989.301 - Welfare Fraud								
Personal Services								
71010.00	Positions Expense	154,099	158,736	158,736	132,062	161,402	161,402	2,666
71032.00	Training Allowance Expense	2,656	2,728	2,728	2,322	2,784	2,784	56
71034.00	Briefing Time Expense	5,827	6,252	6,252	0	6,377	6,377	125
71035.00	Uniform Allowance Expense	1,600	1,600	1,600	1,600	1,600	1,600	0
71050.00	Overtime Expense	1,050	800	374	606	800	800	0
71060.00	Beeper Pay Expense	200	200	200	0	200	200	0
71070.00	Shift Differential Expense	0	0	426	426	0	0	0
71085.00	Sick Leave Incentive Expense	297	500	500	303	500	500	0
Total: Personal Services		**165,730**	**170,816**	**170,816**	**137,319**	**173,663**	**173,663**	**2,847**
Equipment and Capital Outlay								
72100.05	Machinery and Equipment Computer Equipment	0	0	0	0	2,200	2,200	2,200
72100.12	Machinery and Equipment Cars, Vans, Light Trucks	21,600	27,000	23,000	23,000	24,000	24,000	-3,000
Total: Equipment and Capital Outlay		**21,600**	**27,000**	**23,000**	**23,000**	**26,200**	**26,200**	**-800**
Contractual								
74375.03	Communications Telephone System	60	65	65	38	76	76	11
74375.05	Communications Cellular Phone	1,873	1,835	1,835	1,526	1,826	1,826	-9
74675.07	Services, Central Information Technology Services	5,012	5,237	5,237	5,237	3,253	3,253	-1,984
74750.05	Supplies, General Law Enforcement Supplies	0	260	0	0	250	250	-10
74750.21	Supplies, General Gas and Oil	2,693	3,600	1,600	1,443	2,700	2,700	-900
74800.11	Supplies/Services, Maintenance Vehicle Maintenance	1,614	1,250	7,510	7,457	8,000	8,000	6,750
Total: Contractual		**11,252**	**12,247**	**16,247**	**15,702**	**16,105**	**16,105**	**3,858**
Employee Benefits								
78100.00	Retirement Expense	42,035	44,192	44,192	37,169	51,012	51,012	6,820
78200.00	FICA Expense	12,678	13,068	13,068	10,505	13,284	13,284	216
78300.00	Worker's Compensation Expense	4,547	4,920	4,920	4,145	5,001	4,567	-353
78400.01	Insurance, Health Active Hospital/Medical Ins	22,783	24,156	24,156	21,137	25,364	23,370	-786
78400.02	Insurance, Health Medicare Part B	1,626	1,653	1,653	868	1,736	1,840	187
78400.04	Insurance, Health Retiree Hospital/Medical Ins	19,493	20,663	20,663	17,219	21,697	19,990	-673
78400.05	Insurance, Health HRA Employer Contribution	1,275	1,275	1,275	1,275	1,275	1,275	0

Departmental Expenditures Budget Report

Account Number	Description	2019 Actual Amount	2020 Adopted Budget	2020 Amended Budget	2020 Actual as of 11/15/2020	2021 Department Request	2021 Tentative Budget	2021 Tentative vs 2020 Adopted Budget
78400.07	Insurance, Health Retiree Medicare Advantage	5,004	5,112	5,112	4,260	5,368	5,112	0
78800.00	Flex 125 Employer Contribution Expense	746	758	758	758	758	766	8
Total: Employee Benefits		**110,187**	**115,797**	**115,797**	**97,335**	**125,495**	**121,216**	**5,419**
Total: Expenditures - Welfare Fraud		**308,769**	**325,860**	**325,860**	**273,356**	**341,463**	**337,184**	**11,324**

Acct Code	Title	Count	2021 Tentative Budget
	Dep Sher-Criminal Investigator	2	161,402
A.17.3989.301 Total		**2**	**161,402**

Departmental Revenues Budget Report

Account Number	Description	2019 Actual Amount	2020 Adopted Budget	2020 Amended Budget	2020 Actual as of 11/15/2020	2021 Department Request	2021 Tentative Budget	2021 Tentative vs 2020 Adopted Budget
A.18.3140.000 - Probation								
Local Other								
41289.01	Other General Gov Income General	400	500	500	0	500	500	0
41289.09	Other General Gov Income Salary Reimbursement	15,000	15,000	15,000	15,000	9,000	9,000	-6,000
41289.12	Other General Gov Income Supv & Trtmnt to Juveniles Prg	1,779	3,000	3,000	1,514	0	7,956	4,956
41510.03	Sheriff Fees Admin/Investigation Fees	203,472	224,600	224,600	146,715	200,000	200,000	-24,600
41515.00	Alt. to Incarceration Revenue	7,301	6,900	6,900	1,617	5,200	5,200	-1,700
41589.01	Other Public Safety Dept Income Drug Testing Fees	2,649	3,700	3,700	1,179	2,800	2,800	-900
41589.02	Other Public Safety Dept Income Probation Office Surcharges	12,408	18,200	18,200	12,173	14,000	14,000	-4,200
41589.03	Other Public Safety Dept Income Home Confinement Fees	2,049	4,200	4,200	525	2,000	2,000	-2,200
Total: Local Other		**245,058**	**276,100**	**276,100**	**178,723**	**233,500**	**241,456**	**-34,644**
State Aid								
43089.04	State Aid, Other Raise the Age	71,847	640,469	640,469	91,842	509,476	509,476	-130,993
43310.01	Probation Services General	538,491	538,507	538,507	140,389	538,507	538,507	0
43310.04	Probation Services NYS Dept of Criminal Justice	146,595	181,667	181,667	156,859	177,829	177,829	-3,838
43389.06	Other Public Safety NYS Demo Grant	22,119	11,685	11,685	8,764	11,685	11,685	0
43389.28	Other Public Safety Employment Focused Service Grant	110,840	125,306	125,306	125,306	125,306	125,306	0
Total: State Aid		**889,892**	**1,497,634**	**1,497,634**	**523,160**	**1,362,803**	**1,362,803**	**-134,831**
Federal Aid								
44320.02	Crime Control Department of Justice	20,621	0	0	0	0	0	0
Total: Federal Aid		**20,621**	**0**	**0**	**0**	**0**	**0**	**0**
Total: Revenues - Probation		**1,155,571**	**1,773,734**	**1,773,734**	**701,883**	**1,596,303**	**1,604,259**	**-169,475**

Departmental Expenditures Budget Report

Account Number	Description	2019 Actual Amount	2020 Adopted Budget	2020 Amended Budget	2020 Actual as of 11/15/2020	2021 Department Request	2021 Tentative Budget	2021 Tentative vs 2020 Adopted Budget
A.18.3140.000 - Probation								
Personal Services								
71010.00	Positions Expense	2,488,425	2,894,016	2,872,168	2,281,617	2,927,411	2,927,411	33,395
71012.00	Longevity Expense	2,966	2,750	2,750	2,481	3,916	3,916	1,166
71050.00	Overtime Expense	37,572	35,402	35,402	20,069	26,371	26,371	-9,031
71060.00	Beeper Pay Expense	17,786	26,540	26,540	19,576	19,539	19,539	-7,001
71070.00	Shift Differential Expense	1,073	1,300	1,300	1,035	1,287	1,287	-13
71082.00	Fire Arm Training Expense	30,000	33,000	33,000	0	33,000	33,000	0
71085.00	Sick Leave Incentive Expense	1,971	3,025	3,025	0	4,140	4,140	1,115
Total: Personal Services		**2,579,794**	**2,996,033**	**2,974,185**	**2,324,778**	**3,015,664**	**3,015,664**	**19,631**
Equipment and Capital Outlay								
72100.05	Machinery and Equipment Computer Equipment	0	1,800	1,250	0	1,500	1,500	-300
72100.21	Machinery and Equipment Law Enforcement Equipment	4,732	8,000	8,445	8,445	5,600	5,600	-2,400
Total: Equipment and Capital Outlay		**4,732**	**9,800**	**9,695**	**8,445**	**7,100**	**7,100**	**-2,700**
Contractual								
74200.02	Rents/Leases Copier Rental	3,448	3,700	3,700	2,514	4,080	4,080	380
74250.01	Office Expenses Office Supplies	5,478	2,180	3,077	2,095	6,400	6,400	4,220
74250.03	Office Expenses Printing/Duplicating	426	200	219	219	220	220	20
74300.01	Reimbursements Travel, Conference	1,661	5,021	4,106	1,886	1,150	1,150	-3,871
74300.02	Reimbursements Routine Travel Expenses	25	200	200	0	0	0	-200
74300.03	Reimbursements Travel, Mileage	5,218	6,100	6,100	2,751	5,300	5,300	-800
74300.05	Reimbursements Pistol Permits	320	480	480	0	220	220	-260
74300.06	Reimbursements Uniforms/Clothing	0	150	150	0	50	50	-100
74375.03	Communications Telephone System	1,328	1,116	1,116	656	1,100	1,100	-16
74375.05	Communications Cellular Phone	3,752	5,508	5,508	5,090	4,920	4,920	-588
74375.06	Communications Postage, Other	0	25	25	22	220	220	195
74450.02	Special Activities Safety/Wellness Activities	8,237	11,580	11,580	7,971	8,000	8,000	-3,580
74500.01	Contractual Expenses Contractual Expenses	222,470	368,593	368,593	46,958	250,788	250,788	-117,805
74500.02	Contractual Expenses Maintenance Service Contracts	13,111	17,829	17,829	13,766	16,169	16,169	-1,660
74600.02	Professional Development Books and Subscriptions	10,882	14,600	15,160	14,150	2,575	2,575	-12,025

Departmental Expenditures Budget Report

Account Number	Description	2019 Actual Amount	2020 Adopted Budget	2020 Amended Budget	2020 Actual as of 11/15/2020	2021 Department Request	2021 Tentative Budget	2021 Tentative vs 2020 Adopted Budget
74600.03	Professional Development Training and Education	12,410	21,815	21,815	253	11,650	11,650	-10,165
74600.04	Professional Development Dues and Memberships	875	1,100	1,100	940	1,440	1,440	340
74650.08	Services, Professional Consultants/Expert Services	1,530	2,220	1,775	1,020	2,220	2,220	0
74650.11	Services, Professional Physical Exams/Testing	388	480	480	97	120	120	-360
74675.01	Services, Central Postage	2,268	2,400	2,400	1,457	2,300	2,300	-100
74675.02	Services, Central Printing	599	600	600	247	200	200	-400
74675.03	Services, Central Print Shop Supplies	1,081	2,400	2,400	1,516	2,400	2,400	0
74675.06	Services, Central Maintenance in Lieu of Rent	277,390	288,046	288,046	264,042	237,336	237,336	-50,710
74675.07	Services, Central Information Technology Services	69,398	84,766	84,766	84,766	89,673	89,673	4,907
74725.02	Services, Other Laboratory Services	4,334	4,000	4,000	2,715	4,300	4,300	300
74750.05	Supplies, General Law Enforcement Supplies	2,151	3,404	3,954	3,049	1,150	1,150	-2,254
74750.21	Supplies, General Gas and Oil	1,474	1,382	1,382	909	1,333	1,333	-49
74800.06	Supplies/Services, Maintenance Repairs and Maintenance	0	0	0	0	125	125	125
74800.11	Supplies/Services, Maintenance Vehicle Maintenance	0	150	150	0	150	150	0
Total: Contractual		**650,254**	**850,045**	**850,710**	**459,089**	**655,589**	**655,589**	**-194,456**

Employee Benefits

Departmental Expenditures Budget Report

Account Number	Description	2019 Actual Amount	2020 Adopted Budget	2020 Amended Budget	2020 Actual as of 11/15/2020	2021 Department Request	2021 Tentative Budget	2021 Tentative vs 2020 Adopted Budget
78100.00	Retirement Expense	368,573	420,329	420,329	347,916	468,229	468,229	47,900
78200.00	FICA Expense	194,846	229,428	229,428	175,458	230,969	230,969	1,541
78300.00	Worker's Compensation Expense	70,512	86,286	86,286	70,138	86,854	79,312	-6,974
78400.01	Insurance, Health Active Hospital/Medical Ins	418,415	538,155	538,155	395,660	513,238	472,868	-65,287
78400.02	Insurance, Health Medicare Part B	37,487	38,776	38,776	20,037	40,715	47,830	9,054
78400.04	Insurance, Health Retiree Hospital/Medical Ins	468,747	506,935	506,935	390,328	532,282	460,939	-45,996
78400.05	Insurance, Health HRA Employer Contribution	21,750	26,835	26,835	22,527	24,080	24,080	-2,755
78400.06	Insurance, Health Health Care Waiver	2,750	3,000	3,500	3,500	3,500	3,500	500
78400.07	Insurance, Health Retiree Medicare Advantage	51,148	51,120	64,356	54,120	53,676	59,832	8,712
78400.09	Insurance, Health Retiree Healthcare Contributions	-9,112	-11,380	-11,380	-9,484	-11,949	-11,010	370
78400.10	Insurance, Health Retiree Med Adv Contributions	-7,506	-7,667	-7,667	-6,390	-8,051	-7,668	-1
78700.00	NYS Disability Expense	485	539	539	456	539	539	0
78800.00	Flex 125 Employer Contribution Expense	14,547	15,918	15,918	15,539	15,918	16,086	168
Total: Employee Benefits		**1,632,642**	**1,898,274**	**1,912,010**	**1,479,805**	**1,950,000**	**1,845,506**	**-52,768**
Total: Expenditures - Probation		**4,867,421**	**5,754,152**	**5,746,600**	**4,272,117**	**5,628,353**	**5,523,859**	**-230,293**

Acct Code	Title	Count	2021 Tentative Budget
	Account Clerical II	1	36,138
	Clerical I	2	67,197
	Clerical II	3	110,900
	Dpty Probation Director (Grp B)	1	101,033
	Probation Director (Group B)	1	109,343
	Probation Offcr 1 Cmnty Liaison	1	79,762
	Probation Officer 1	27	1,938,117
	Probation Supervisor 1	5	447,668
	Stenographer	1	37,253
A.18.3140.000 Total		**42**	**2,927,411**

Departmental Revenues Budget Report

Account Number	Description	2019 Actual Amount	2020 Adopted Budget	2020 Amended Budget	2020 Actual as of 11/15/2020	2021 Department Request	2021 Tentative Budget	2021 Tentative vs 2020 Adopted Budget
A.18.3989.302 - TASC								
State Aid								
43310.02	Probation Services Alternatives to Incarceration	71,328	72,611	72,611	42,452	72,611	72,611	0
43310.06	Probation Services NC Alt to Jail Detetention Prgrm	109,917	109,917	109,917	128,903	109,917	109,917	0
43310.07	Probation Services Niagara County TASC Expansion	88,066	88,066	88,066	105,188	88,066	88,066	0
Total: State Aid		**269,312**	**270,594**	**270,594**	**276,543**	**270,594**	**270,594**	**0**
Total: Revenues - TASC		**269,312**	**270,594**	**270,594**	**276,543**	**270,594**	**270,594**	**0**

Departmental Expenditures Budget Report

Account Number	Description	2019 Actual Amount	2020 Adopted Budget	2020 Amended Budget	2020 Actual as of 11/15/2020	2021 Department Request	2021 Tentative Budget	2021 Tentative vs 2020 Adopted Budget
A.18.3989.302 - TASC								
Personal Services								
71010.00	Positions Expense	246,803	265,747	265,747	217,959	270,085	270,085	4,338
71012.00	Longevity Expense	225	246	246	199	225	225	-21
71030.00	Part Time Expense	26,929	30,562	30,137	21,536	31,054	31,054	492
71050.00	Overtime Expense	793	0	0	0	0	0	0
Total: Personal Services		**274,750**	**296,555**	**296,130**	**239,693**	**301,364**	**301,364**	**4,809**
Equipment and Capital Outlay								
72100.05	Machinery and Equipment Computer Equipment	3,737	0	0	0	0	0	0
Total: Equipment and Capital Outlay		**3,737**	**0**	**0**	**0**	**0**	**0**	**0**
Contractual								
74200.02	Rents/Leases Copier Rental	0	720	720	48	720	720	0
74250.01	Office Expenses Office Supplies	797	1,050	2,325	1,159	400	400	-650
74300.01	Reimbursements Travel, Conference	2,249	1,020	560	0	500	500	-520
74300.02	Reimbursements Routine Travel Expenses	0	25	25	0	0	0	-25
74300.03	Reimbursements Travel, Mileage	116	100	100	0	250	250	150
74375.03	Communications Telephone System	238	128	128	95	128	128	0
74375.05	Communications Cellular Phone	1,834	1,776	1,776	1,584	1,776	1,776	0
74600.03	Professional Development Training and Education	1,099	2,246	1,406	1,378	538	538	-1,708
74650.11	Services, Professional Physical Exams/Testing	10,000	10,000	10,000	10,000	10,000	10,000	0
74675.02	Services, Central Printing	129	230	230	6	200	200	-30
74675.03	Services, Central Print Shop Supplies	26	300	300	0	150	150	-150
74675.07	Services, Central Information Technology Services	8,133	7,514	7,514	7,514	11,331	11,331	3,817
74725.02	Services, Other Laboratory Services	1,083	1,036	1,061	813	450	450	-586
74750.21	Supplies, General Gas and Oil	180	164	164	31	164	164	0
74800.11	Supplies/Services, Maintenance Vehicle Maintenance	424	586	586	224	500	500	-86
Total: Contractual		**26,309**	**26,895**	**26,895**	**22,850**	**27,107**	**27,107**	**212**
Employee Benefits								
78100.00	Retirement Expense	30,180	33,141	33,141	28,293	36,902	36,902	3,761
78200.00	FICA Expense	20,814	22,761	22,761	18,076	23,129	23,129	368
78300.00	Worker's Compensation Expense	7,527	8,541	8,541	7,252	8,680	7,925	-616

County of Niagara

2021 Tentative Budget

Departmental Expenditures Budget Report

Account Number	Description	2019 Actual Amount	2020 Adopted Budget	2020 Amended Budget	2020 Actual as of 11/15/2020	2021 Department Request	2021 Tentative Budget	2021 Tentative vs 2020 Adopted Budget
78400.01	Insurance, Health Active Hospital/Medical Ins	34,321	37,000	37,000	40,054	48,066	44,286	7,286
78400.04	Insurance, Health Retiree Hospital/Medical Ins	15,994	16,955	16,955	14,128	17,803	16,403	-552
78400.05	Insurance, Health HRA Employer Contribution	2,975	2,125	2,550	2,550	2,550	2,550	425
78400.06	Insurance, Health Health Care Waiver	1,000	1,000	1,000	1,000	1,000	1,000	0
78700.00	NYS Disability Expense	297	308	308	270	308	308	0
78800.00	Flex 125 Employer Contribution Expense	1,865	1,516	1,516	1,516	1,516	1,532	16
Total: Employee Benefits		**114,973**	**123,347**	**123,772**	**113,140**	**139,954**	**134,035**	**10,688**
Total: Expenditures - TASC		**419,768**	**446,797**	**446,797**	**375,683**	**468,425**	**462,506**	**15,709**

Acct Code	Title	Count	2021 Tentative Budget
	TASC Case Manager	3	194,210
	TASC Supervisor	1	75,875
	Typist p/t	2	31,054
A.18.3989.302 Total		**6**	**301,139**

Departmental Revenues Budget Report

Account Number	Description	2019 Actual Amount	2020 Adopted Budget	2020 Amended Budget	2020 Actual as of 11/15/2020	2021 Department Request	2021 Tentative Budget	2021 Tentative vs 2020 Adopted Budget
A.19.3020.000 - E-911								
Internal Elimination								
40599.01	Appropriated Fund Balance Committed Funds	0	0	57,550	0	0	0	0
Total: Internal Elimination		**0**	**0**	**57,550**	**0**	**0**	**0**	**0**
Local Other								
41140.02	911 Surcharge Cell Phone	636,824	450,000	450,000	497,658	450,000	450,000	0
Total: Local Other		**636,824**	**450,000**	**450,000**	**497,658**	**450,000**	**450,000**	**0**
Total: Revenues - E-911		**636,824**	**450,000**	**507,550**	**497,658**	**450,000**	**450,000**	**0**

Departmental Expenditures Budget Report

Account Number	Description	2019 Actual Amount	2020 Adopted Budget	2020 Amended Budget	2020 Actual as of 11/15/2020	2021 Department Request	2021 Tentative Budget	2021 Tentative vs 2020 Adopted Budget
A.19.3020.000 - E-911								
Equipment and Capital Outlay								
72100.15	Machinery and Equipment Communications Equipment	0	450,000	277,180	22,882	450,000	450,000	0
Total: Equipment and Capital Outlay		**0**	**450,000**	**277,180**	**22,882**	**450,000**	**450,000**	**0**
Contractual								
74500.01	Contractual Expenses Contractual Expenses	0	0	503,424	453,277	0	0	0
74750.05	Supplies, General Law Enforcement Supplies	0	0	21,300	0	0	0	0
74800.10	Supplies/Services, Maintenance Miscellaneous Equip Under $500	0	0	11,032	11,008	0	0	0
Total: Contractual		**0**	**0**	**535,756**	**464,284**	**0**	**0**	**0**
Total: Expenditures - E-911		**0**	**450,000**	**812,936**	**487,166**	**450,000**	**450,000**	**0**

Departmental Revenues Budget Report

Account Number	Description	2019 Actual Amount	2020 Adopted Budget	2020 Amended Budget	2020 Actual as of 11/15/2020	2021 Department Request	2021 Tentative Budget	2021 Tentative vs 2020 Adopted Budget
A.19.3410.000 - Fire Coordinator								
Local Other								
41289.08	Other General Gov Income Reimbursement, Other Depts	1,150	950	950	1,150	0	0	-950
42690.02	Other Compensation for Loss Insurance Reimbursements	14,881	0	35,314	35,314	0	0	0
42705.00	Gifts and Donations Revenue	2,000	0	0	0	0	0	0
Total: Local Other		**18,031**	**950**	**36,264**	**36,464**	**0**	**0**	**-950**
Total: Revenues - Fire Coordinator		**18,031**	**950**	**36,264**	**36,464**	**0**	**0**	**-950**

Departmental Expenditures Budget Report

Account Number	Description	2019 Actual Amount	2020 Adopted Budget	2020 Amended Budget	2020 Actual as of 11/15/2020	2021 Department Request	2021 Tentative Budget	2021 Tentative vs 2020 Adopted Budget
A.19.3410.000 - Fire Coordinator								
Personal Services								
71010.00	Positions Expense	138,784	141,748	141,748	119,789	144,397	144,397	2,649
71012.00	Longevity Expense	78	225	225	199	225	225	0
71050.00	Overtime Expense	0	0	2,500	264	0	0	0
Total: Personal Services		**138,861**	**141,973**	**144,473**	**120,252**	**144,622**	**144,622**	**2,649**
Equipment and Capital Outlay								
72100.14	Machinery and Equipment Miscellaneous Equipment	5,337	0	546	0	0	0	0
72100.15	Machinery and Equipment Communications Equipment	0	0	18,483	1,425	0	0	0
72100.33	Machinery and Equipment HazMat Equipment	7,500	0	5,732	4,703	0	0	0
Total: Equipment and Capital Outlay		**12,837**	**0**	**24,761**	**6,127**	**0**	**0**	**0**
Contractual								
74250.01	Office Expenses Office Supplies	222	250	300	278	250	250	0
74300.01	Reimbursements Travel, Conference	1,000	1,000	1,000	188	1,000	1,000	0
74300.06	Reimbursements Uniforms/Clothing	456	500	500	402	500	500	0
74375.03	Communications Telephone System	90	100	100	57	115	115	15
74375.04	Communications Leased Lines	1,245	1,400	1,400	1,027	1,400	1,400	0
74375.05	Communications Cellular Phone	159	168	168	143	180	180	12
74500.01	Contractual Expenses Contractual Expenses	307,434	392,358	409,240	308,257	321,170	321,170	-71,188
74550.12	Programs Stress Reduction Program	2,500	2,500	2,500	2,500	2,500	2,500	0
74550.32	Programs Special Task Force	564	1,000	1,000	69	1,500	1,500	500
74600.01	Professional Development Licensing/Certification	0	0	60	60	0	0	0
74600.03	Professional Development Training and Education	500	400	400	0	400	400	0
74600.04	Professional Development Dues and Memberships	725	865	865	860	865	865	0
74650.08	Services, Professional Consultants/Expert Services	10,890	10,890	10,890	0	12,390	12,390	1,500
74650.16	Services, Professional Inspections	9,429	0	0	0	0	0	0
74675.01	Services, Central Postage	384	800	800	205	800	400	-400
74675.02	Services, Central Printing	290	250	250	15	100	100	-150
74675.03	Services, Central Print Shop Supplies	112	200	200	84	200	200	0
74675.06	Services, Central Maintenance in Lieu of Rent	85,013	88,609	88,609	81,225	80,739	80,739	-7,870

Departmental Expenditures Budget Report

Account Number	Description	2019 Actual Amount	2020 Adopted Budget	2020 Amended Budget	2020 Actual as of 11/15/2020	2021 Department Request	2021 Tentative Budget	2021 Tentative vs 2020 Adopted Budget
74750.02	Supplies, General Supplies/Materials	0	900	1,063	587	900	900	0
74750.10	Supplies, General Hazardous Materials Inventory	22,258	2,650	36,382	23,827	2,650	2,650	0
74750.21	Supplies, General Gas and Oil	6,327	6,991	6,991	3,434	5,620	5,620	-1,371
74800.06	Supplies/Services, Maintenance Repairs and Maintenance	35,477	16,558	16,558	6,406	18,514	18,514	1,956
74800.16	Supplies/Services, Maintenance Safety Equipment Under $500	1,343	500	500	462	500	500	0
74850.03	Utilities Natural Gas/Fuel Oil	1,780	2,100	2,100	1,137	1,800	1,800	-300
Total: Contractual		**488,198**	**530,989**	**581,876**	**431,225**	**454,093**	**453,693**	**-77,296**
Employee Benefits								
78100.00	Retirement Expense	19,478	20,264	20,264	17,478	22,848	22,848	2,584
78200.00	FICA Expense	10,582	10,937	10,937	9,163	11,140	11,140	203
78300.00	Worker's Compensation Expense	3,821	4,088	4,088	3,514	4,165	3,803	-285
78400.01	Insurance, Health Active Hospital/Medical Ins	14,395	15,259	15,259	13,351	16,022	14,762	-497
78400.02	Insurance, Health Medicare Part B	2,439	3,305	3,305	1,681	3,471	1,840	-1,465
78400.04	Insurance, Health Retiree Hospital/Medical Ins	28,479	20,663	20,663	12,053	21,697	0	-20,663
78400.05	Insurance, Health HRA Employer Contribution	850	850	850	850	850	850	0
78400.06	Insurance, Health Health Care Waiver	1,000	1,000	1,000	1,000	1,000	1,000	0
78400.07	Insurance, Health Retiree Medicare Advantage	5,004	10,224	10,224	8,520	10,736	10,224	0
78400.09	Insurance, Health Retiree Healthcare Contributions	-4,493	0	0	0	0	0	0
78400.10	Insurance, Health Retiree Med Adv Contributions	-2,502	-5,111	-5,111	-4,260	-5,367	-5,112	-1
78800.00	Flex 125 Employer Contribution Expense	746	758	758	758	758	766	8
Total: Employee Benefits		**79,799**	**82,237**	**82,237**	**64,108**	**87,320**	**62,121**	**-20,116**
Total: Expenditures - Fire Coordinator		**719,695**	**755,199**	**833,347**	**621,712**	**686,035**	**660,436**	**-94,763**

Acct Code	Title	Count	2021 Tentative Budget
	CoFireCoord	1	95,141
	Conf Secr DirHmlndScrtyEmrgMgt	1	49,256
A.19.3410.000 Total		**2**	**144,397**

County of Niagara

2021 Tentative Budget

Departmental Revenues Budget Report

Account Number	Description	2019 Actual Amount	2020 Adopted Budget	2020 Amended Budget	2020 Actual as of 11/15/2020	2021 Department Request	2021 Tentative Budget	2021 Tentative vs 2020 Adopted Budget
A.19.3640.000 - Emergency Management								
State Aid								
43097.01	State Aid, Capital Projects SAMS Grant	89,109	0	0	10,880	0	0	0
Total: State Aid		**89,109**	**0**	**0**	**10,880**	**0**	**0**	**0**
Total: Revenues - Emergency Management		**89,109**	**0**	**0**	**10,880**	**0**	**0**	**0**

Departmental Expenditures Budget Report

Account Number	Description	2019 Actual Amount	2020 Adopted Budget	2020 Amended Budget	2020 Actual as of 11/15/2020	2021 Department Request	2021 Tentative Budget	2021 Tentative vs 2020 Adopted Budget
A.19.3640.000 - Emergency Management								
Personal Services								
71010.00	Positions Expense	110,777	124,272	124,272	102,469	131,647	131,647	7,375
71011.00	Seasonal Help Expense	0	2,950	2,950	0	3,125	3,375	425
71050.00	Overtime Expense	0	0	5,131	4,052	0	0	0
Total: Personal Services		**110,777**	**127,222**	**132,353**	**106,521**	**134,772**	**135,022**	**7,800**
Equipment and Capital Outlay								
72100.11	Machinery and Equipment Other Vehicles	89,109	0	0	0	0	0	0
72100.14	Machinery and Equipment Miscellaneous Equipment	0	0	23,577	14,330	0	0	0
Total: Equipment and Capital Outlay		**89,109**	**0**	**23,577**	**14,330**	**0**	**0**	**0**
Contractual								
74200.02	Rents/Leases Copier Rental	383	950	950	420	700	700	-250
74250.01	Office Expenses Office Supplies	129	350	450	365	350	350	0
74300.01	Reimbursements Travel, Conference	1,769	750	750	0	750	750	0
74300.03	Reimbursements Travel, Mileage	100	200	200	107	200	200	0
74375.02	Communications Telephone Usage	331	0	308	256	342	342	342
74375.03	Communications Telephone System	1,014	1,020	1,020	636	1,272	1,272	252
74450.02	Special Activities Safety/Wellness Activities	1,559	2,300	6,433	4,350	2,300	2,300	0
74500.01	Contractual Expenses Contractual Expenses	60,093	122,000	122,000	86,800	111,980	111,980	-10,020
74525.09	Partner/Outside Agencies Fire Police	1,417	1,000	1,000	1,000	1,000	1,000	0
74600.03	Professional Development Training and Education	500	400	400	0	400	400	0
74600.04	Professional Development Dues and Memberships	720	870	870	575	870	870	0
74675.01	Services, Central Postage	191	150	150	75	135	135	-15
74675.02	Services, Central Printing	1	150	150	3	100	100	-50
74675.03	Services, Central Print Shop Supplies	0	300	300	84	200	200	-100
74675.06	Services, Central Maintenance in Lieu of Rent	85,013	88,609	88,609	81,225	80,739	80,739	-7,870
74675.07	Services, Central Information Technology Services	15,392	15,079	15,079	15,079	14,705	14,705	-374
74750.11	Supplies, General Medical/Lab/Clinic Supplies	0	0	402,164	264,774	0	0	0
74750.21	Supplies, General Gas and Oil	5,268	3,889	3,889	1,408	1,552	1,552	-2,337
74800.01	Supplies/Services, Maintenance Communication Supplies/Service	930	900	900	722	1,008	1,008	108

Departmental Expenditures Budget Report

Account Number	Description	2019 Actual Amount	2020 Adopted Budget	2020 Amended Budget	2020 Actual as of 11/15/2020	2021 Department Request	2021 Tentative Budget	2021 Tentative vs 2020 Adopted Budget
74800.03	Supplies/Services, Maintenance Building Maint/Repairs/Supplies	0	550	550	0	550	550	0
74800.06	Supplies/Services, Maintenance Repairs and Maintenance	0	20,800	20,800	3,096	20,800	20,800	0
74800.10	Supplies/Services, Maintenance Miscellaneous Equip Under $500	4,288	1,500	15,781	12,469	1,500	1,500	0
Total: Contractual		**179,098**	**261,767**	**682,752**	**473,445**	**241,453**	**241,453**	**-20,314**
Employee Benefits								
78100.00	Retirement Expense	12,965	14,576	14,576	12,492	17,048	17,048	2,472
78200.00	FICA Expense	8,428	9,810	9,810	8,070	10,387	10,406	596
78300.00	Worker's Compensation Expense	3,086	3,665	3,665	3,067	3,881	3,552	-113
78400.01	Insurance, Health Active Hospital/Medical Ins	21,593	22,888	22,888	18,605	22,327	20,571	-2,317
78400.02	Insurance, Health Medicare Part B	3,216	3,268	3,268	1,608	3,432	3,680	412
78400.04	Insurance, Health Retiree Hospital/Medical Ins	17,973	19,052	19,052	15,876	20,005	16,403	-2,649
78400.05	Insurance, Health HRA Employer Contribution	1,275	1,275	1,275	1,275	1,275	1,275	0
78400.06	Insurance, Health Health Care Waiver	917	1,000	1,000	1,000	1,000	1,000	0
78400.07	Insurance, Health Retiree Medicare Advantage	10,008	10,224	10,224	8,520	10,736	10,224	0
78400.09	Insurance, Health Retiree Healthcare Contributions	-4,493	-4,762	-4,762	-3,572	-5,001	-8,201	-3,439
78400.10	Insurance, Health Retiree Med Adv Contributions	-5,004	-5,111	-5,111	-4,260	-5,367	-5,112	-1
78700.00	NYS Disability Expense	115	115	115	101	115	115	0
78800.00	Flex 125 Employer Contribution Expense	933	948	948	948	948	958	10
Total: Employee Benefits		**71,010**	**76,948**	**76,948**	**63,730**	**80,786**	**71,919**	**-5,029**
Total: Expenditures - Emergency Management		**449,994**	**465,937**	**915,630**	**658,026**	**457,011**	**448,394**	**-17,543**

Acct Code	Title	Count	2021 Tentative Budget
	Account Clerical I	1	35,462
	Account Clerical III	1	19,458
	Deputy Fire Coordinator	1	76,727
	Seasonal Help - Clerical	1	3,375
A.19.3640.000 Total		**4**	**135,022**

Departmental Revenues Budget Report

Account Number	Description	2019 Actual Amount	2020 Adopted Budget	2020 Amended Budget	2020 Actual as of 11/15/2020	2021 Department Request	2021 Tentative Budget	2021 Tentative vs 2020 Adopted Budget
A.19.3645.000 - Homeland Security								
Local Other								
41289.08	Other General Gov Income Reimbursement, Other Depts	0	0	0	195,627	0	0	0
Total: Local Other		**0**	**0**	**0**	**195,627**	**0**	**0**	**0**
State Aid								
43305.02	State Aid, Civil Defense Civil Defense Homeland Security	10,883	0	0	0	0	0	0
Total: State Aid		**10,883**	**0**	**0**	**0**	**0**	**0**	**0**
Federal Aid								
44089.06	Federal Aid, Other Coronavirus Emerg Suppl Funding	0	0	124,618	0	0	0	0
44305.02	Civil Defense Homeland Security	933,609	646,473	1,303,159	2,638,535	621,335	621,335	-25,138
Total: Federal Aid		**933,609**	**646,473**	**1,427,777**	**2,638,535**	**621,335**	**621,335**	**-25,138**
Total: Revenues - Homeland Security		**944,492**	**646,473**	**1,427,777**	**2,834,162**	**621,335**	**621,335**	**-25,138**

Departmental Expenditures Budget Report

Account Number	Description	2019 Actual Amount	2020 Adopted Budget	2020 Amended Budget	2020 Actual as of 11/15/2020	2021 Department Request	2021 Tentative Budget	2021 Tentative vs 2020 Adopted Budget
A.19.3645.000 - Homeland Security								
Personal Services								
71010.00	Positions Expense	17,704	18,661	18,661	15,527	19,458	19,458	797
71050.00	Overtime Expense	0	0	0	0	0	0	0
Total: Personal Services		**17,704**	**18,661**	**18,661**	**15,527**	**19,458**	**19,458**	**797**
Equipment and Capital Outlay								
72100.05	Machinery and Equipment Computer Equipment	356,164	202,000	216,355	176,958	62,205	62,205	-139,795
72100.11	Machinery and Equipment Other Vehicles	5,311	0	3,915	3,050	0	0	0
72100.12	Machinery and Equipment Cars, Vans, Light Trucks	0	100,000	108,986	52,087	60,000	60,000	-40,000
72100.14	Machinery and Equipment Miscellaneous Equipment	221,630	0	19,667	16,532	72,515	72,515	72,515
72100.15	Machinery and Equipment Communications Equipment	78,560	115,149	2,499,637	2,265,814	85,000	85,000	-30,149
Total: Equipment and Capital Outlay		**661,666**	**417,149**	**2,848,559**	**2,514,441**	**279,720**	**279,720**	**-137,429**
Contractual								
74250.01	Office Expenses Office Supplies	1,759	8,000	14,312	5,076	0	0	-8,000
74300.01	Reimbursements Travel, Conference	9,552	9,000	13,792	6,085	18,000	18,000	9,000
74375.04	Communications Leased Lines	15,429	32,000	86,200	14,060	20,000	20,000	-12,000
74400.09	Miscellaneous Expenses Payments Other Agencies	0	0	8,574	0	0	0	0
74500.01	Contractual Expenses Contractual Expenses	64,391	35,000	86,786	19,795	35,000	35,000	0
74500.02	Contractual Expenses Maintenance Service Contracts	32,893	58,000	109,768	103,028	134,281	134,281	76,281
74675.02	Services, Central Printing	400	0	0	0	0	0	0
74725.06	Services, Other Computer Service Contract	86,564	0	696	696	0	0	0
74750.02	Supplies, General Supplies/Materials	36,710	0	10,202	10,132	0	0	0
74750.10	Supplies, General Hazardous Materials Inventory	0	0	10,656	2,916	30,000	30,000	30,000
74750.11	Supplies, General Medical/Lab/Clinic Supplies	0	0	176,675	12,354	0	0	0
74750.12	Supplies, General Computer Supplies	0	0	27,950	27,950	90,000	90,000	90,000
74750.20	Supplies, General Training Materials	0	36,250	36,250	0	0	0	-36,250
74800.01	Supplies/Services, Maintenance Communication Supplies/Service	80,502	104,848	154,589	136,809	46,832	46,832	-58,016
74800.10	Supplies/Services, Maintenance Miscellaneous Equip Under $500	11,087	0	43,696	10,869	20,000	20,000	20,000
Total: Contractual		**339,287**	**283,098**	**780,146**	**349,769**	**394,113**	**394,113**	**111,015**

County of Niagara

2021 Tentative Budget

Departmental Expenditures Budget Report

Account Number	Description	2019 Actual Amount	2020 Adopted Budget	2020 Amended Budget	2020 Actual as of 11/15/2020	2021 Department Request	2021 Tentative Budget	2021 Tentative vs 2020 Adopted Budget
Employee Benefits								
78100.00	Retirement Expense	1,636	1,779	1,779	1,609	2,021	2,021	242
78200.00	FICA Expense	1,295	1,428	1,428	1,179	1,488	1,488	60
78300.00	Worker's Compensation Expense	485	537	537	486	560	512	-25
78400.01	Insurance, Health Active Hospital/Medical Ins	7,197	7,629	7,629	6,676	8,011	7,381	-248
78400.05	Insurance, Health HRA Employer Contribution	425	425	425	425	425	425	0
78700.00	NYS Disability Expense	38	38	38	34	38	38	0
78800.00	Flex 125 Employer Contribution Expense	187	190	190	190	190	192	2
Total: Employee Benefits		**11,263**	**12,026**	**12,026**	**10,598**	**12,733**	**12,057**	**31**
Total: Expenditures - Homeland Security		**1,029,919**	**730,934**	**3,659,392**	**2,890,336**	**706,024**	**705,348**	**-25,586**

Acct Code	Title	Count	2021 Tentative Budget
	Account Clerical III	1	19,458
A.19.3645.000 Total		**1**	**19,458**

THIS PAGE LEFT BLANK INTENTIONALLY

TIER 2

COMMUNITY SERVICES

County Clerk
Community College Tuition
Contribution to NCCC
Public Health
Mental Health
NFT Bus Operation
Social Services
Youth Bureau
Office for the Aging
Outside Agencies

THIS PAGE LEFT BLANK INTENTIONALLY

TIER 2 - COMMUNITY SERVICES

APPROPRIATIONS
$187,513,887

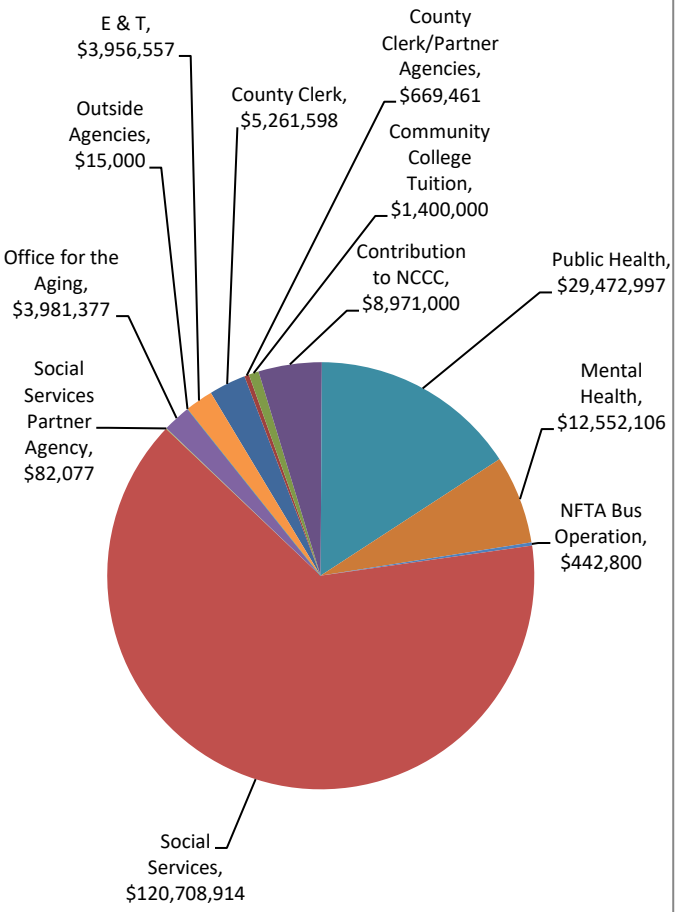

REVENUES
$97,170,044

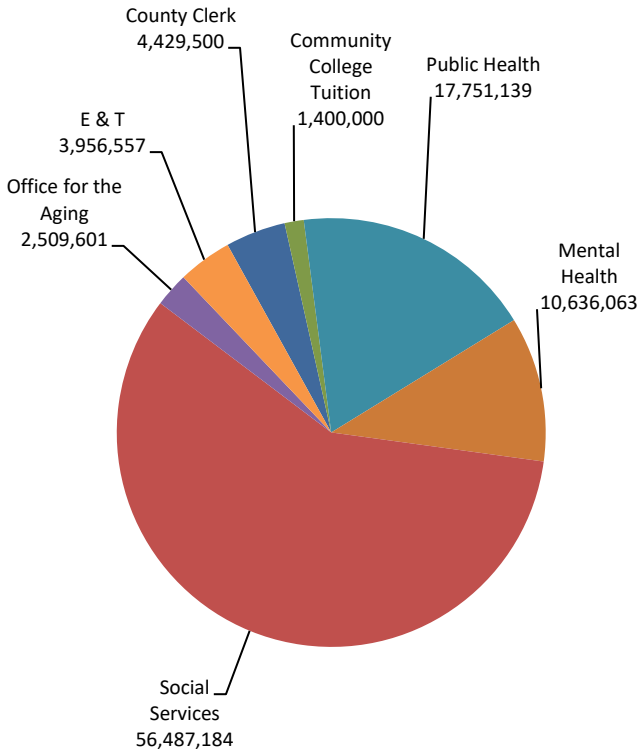

COUNTY COST
$90,343,843

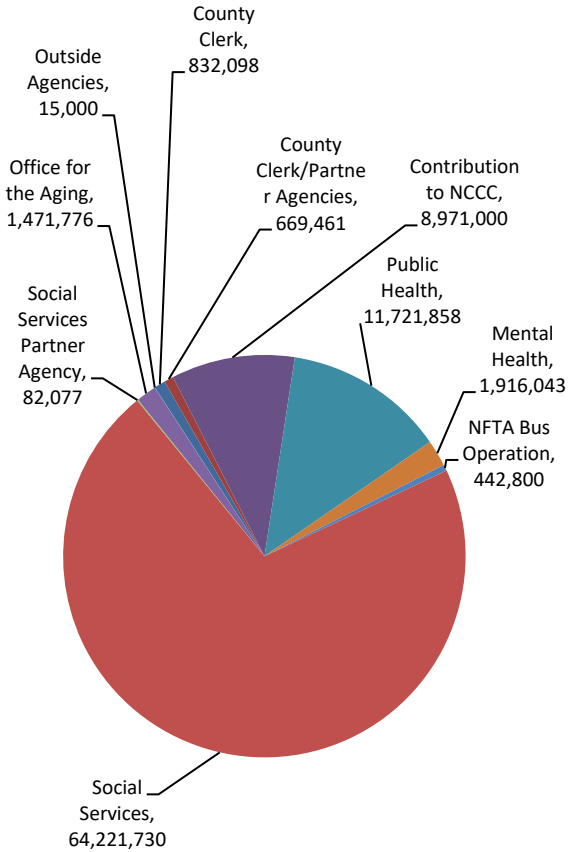

THIS PAGE LEFT BLANK INTENTIONALLY

Departmental Revenues Budget Report

Account Number	Description	2019 Actual Amount	2020 Adopted Budget	2020 Amended Budget	2020 Actual as of 11/15/2020	2021 Department Request	2021 Tentative Budget	2021 Tentative vs 2020 Adopted Budget
A.10.1410.000 - County Clerk								
Internal Elimination								
40599.01	Appropriated Fund Balance Committed Funds	0	64,140	66,003	0	60,000	0	-64,140
Total: Internal Elimination		**0**	**64,140**	**66,003**	**0**	**60,000**	**0**	**-64,140**
Local Other								
41255.01	Clerk's Fees County Clerk Fees	1,406,539	1,350,000	1,350,000	893,254	1,325,000	1,350,000	0
41255.03	Clerk's Fees Dedicated Revenue	173,816	161,500	161,500	122,648	161,500	161,500	0
41289.09	Other General Gov Income Salary Reimbursement	4,938	0	0	0	0	0	0
42705.01	Gifts and Donations Purple Heart Veterans	6,000	6,000	6,000	5,000	5,000	5,000	-1,000
Total: Local Other		**1,591,292**	**1,517,500**	**1,517,500**	**1,020,902**	**1,491,500**	**1,516,500**	**-1,000**
State Aid								
43490.01	Mental Health Program General	185,000	185,000	185,000	92,500	185,000	148,000	-37,000
43710.00	Veterans Services Revenue	27,793	12,793	12,793	0	15,000	15,000	2,207
Total: State Aid		**212,793**	**197,793**	**197,793**	**92,500**	**200,000**	**163,000**	**-34,793**
Total: Revenues - County Clerk		**1,804,085**	**1,779,433**	**1,781,296**	**1,113,402**	**1,751,500**	**1,679,500**	**-99,933**

Departmental Expenditures Budget Report

Account Number	Description	2019 Actual Amount	2020 Adopted Budget	2020 Amended Budget	2020 Actual as of 11/15/2020	2021 Department Request	2021 Tentative Budget	2021 Tentative vs 2020 Adopted Budget
A.10.1410.000 - County Clerk								
Personal Services								
71010.00	Positions Expense	1,045,138	1,080,444	1,080,444	795,438	976,438	976,438	-104,006
71012.00	Longevity Expense	8,496	8,192	8,192	6,830	8,134	8,134	-58
71030.00	Part Time Expense	57,430	71,543	70,961	32,161	54,479	54,479	-17,064
71050.00	Overtime Expense	1,800	0	582	1,481	0	0	0
Total: Personal Services		**1,112,863**	**1,160,179**	**1,160,179**	**835,910**	**1,039,051**	**1,039,051**	**-121,128**
Equipment and Capital Outlay								
72100.14	Machinery and Equipment Miscellaneous Equipment	0	0	3,759	3,759	0	0	0
Total: Equipment and Capital Outlay		**0**	**0**	**3,759**	**3,759**	**0**	**0**	**0**
Contractual								
74200.01	Rents/Leases Rent	128,160	128,160	128,160	128,160	128,160	128,160	0
74200.02	Rents/Leases Copier Rental	2,026	2,000	2,000	1,523	2,000	2,000	0
74250.01	Office Expenses Office Supplies	14,046	14,000	15,790	12,820	15,000	15,000	1,000
74250.03	Office Expenses Printing/Duplicating	800	1,250	1,250	56	1,000	1,000	-250
74300.01	Reimbursements Travel, Conference	3,724	6,090	6,090	856	6,090	6,090	0
74300.02	Reimbursements Routine Travel Expenses	175	440	440	58	0	0	-440
74300.03	Reimbursements Travel, Mileage	1,750	1,800	1,800	585	1,500	1,500	-300
74375.01	Communications Advertising & Promotion	948	1,600	1,600	166	1,200	1,200	-400
74375.03	Communications Telephone System	955	955	955	364	2,255	2,255	1,300
74375.05	Communications Cellular Phone	934	950	950	934	950	950	0
74375.06	Communications Postage, Other	793	2,410	2,410	272	2,410	2,410	0
74400.07	Miscellaneous Expenses Burial, Headstones and Markers	0	500	500	0	500	500	0
74400.09	Miscellaneous Expenses Payments Other Agencies	185,000	185,000	185,000	138,750	185,000	148,000	-37,000
74500.01	Contractual Expenses Contractual Expenses	181,230	198,524	198,524	138,404	197,225	197,225	-1,299
74550.25	Programs Records Maintenance	70,512	99,140	103,730	41,810	60,000	0	-99,140
74550.45	Programs Purple Heart Veterans	3,985	6,000	6,000	242	3,000	3,000	-3,000
74600.02	Professional Development Books and Subscriptions	2,865	3,531	3,531	3,276	3,531	3,531	0
74600.04	Professional Development Dues and Memberships	690	1,260	1,260	640	1,060	1,060	-200
74650.11	Services, Professional Physical Exams/Testing	1,020	400	400	186	400	400	0

Departmental Expenditures Budget Report

Account Number	Description	2019 Actual Amount	2020 Adopted Budget	2020 Amended Budget	2020 Actual as of 11/15/2020	2021 Department Request	2021 Tentative Budget	2021 Tentative vs 2020 Adopted Budget
74675.01	Services, Central Postage	7,276	7,500	7,500	6,112	7,500	7,500	0
74675.02	Services, Central Printing	4,019	3,900	3,900	3,118	3,900	3,900	0
74675.03	Services, Central Print Shop Supplies	1,898	2,100	2,100	925	2,100	2,100	0
74675.06	Services, Central Maintenance in Lieu of Rent	318,821	323,788	323,788	296,806	255,930	255,930	-67,858
74750.01	Supplies, General Photographic Supplies/Service	1,112	1,300	1,300	1,036	1,300	1,300	0
74750.21	Supplies, General Gas and Oil	926	1,089	1,089	259	1,089	1,089	0
74800.06	Supplies/Services, Maintenance Repairs and Maintenance	2,299	1,800	1,800	386	1,800	1,800	0
74800.10	Supplies/Services, Maintenance Miscellaneous Equip Under $500	325	649	649	339	500	500	-149
Total: Contractual		**936,289**	**996,136**	**1,002,516**	**778,083**	**885,400**	**788,400**	**-207,736**
Employee Benefits								
78100.00	Retirement Expense	142,474	149,266	149,266	109,384	142,568	142,568	-6,698
78200.00	FICA Expense	83,800	89,023	89,023	62,880	79,794	79,794	-9,229
78300.00	Worker's Compensation Expense	30,611	33,413	33,413	25,091	29,925	27,326	-6,087
78400.01	Insurance, Health Active Hospital/Medical Ins	254,403	292,530	292,530	204,267	242,079	223,045	-69,485
78400.02	Insurance, Health Medicare Part B	27,570	30,001	30,001	15,390	31,502	42,311	12,310
78400.04	Insurance, Health Retiree Hospital/Medical Ins	214,860	235,738	235,738	174,998	247,525	180,188	-55,550
78400.05	Insurance, Health HRA Employer Contribution	13,569	13,785	13,785	11,660	10,590	10,590	-3,195
78400.06	Insurance, Health Health Care Waiver	3,750	3,500	3,500	3,083	4,000	4,000	500
78400.07	Insurance, Health Retiree Medicare Advantage	77,674	76,680	76,680	84,669	80,514	114,264	37,584
78400.09	Insurance, Health Retiree Healthcare Contributions	-10,537	-12,283	-12,283	-8,823	-12,898	-11,883	400
78400.10	Insurance, Health Retiree Med Adv Contributions	-5,838	-5,111	-5,111	-8,094	-5,367	-10,224	-5,113
78700.00	NYS Disability Expense	1,688	1,694	1,694	1,388	1,540	1,540	-154
78800.00	Flex 125 Employer Contribution Expense	10,437	9,666	9,666	9,475	8,529	8,619	-1,047
Total: Employee Benefits		**844,461**	**917,902**	**917,902**	**685,367**	**860,301**	**812,138**	**-105,764**
Total: Expenditures - County Clerk		**2,893,613**	**3,074,217**	**3,084,356**	**2,303,119**	**2,784,752**	**2,639,589**	**-434,628**

Acct Code	Title	Count	2021 Tentative Budget
	1stDepCoClk	1	36,891
	Clerical I	1	33,800
	Clerical II	5	186,265
	Confidential Sec. - Cty. Clerk	1	43,647
	County Clerk	1	51,254
	CountyHistorian p/t	1	28,405
	Courier - Mail Clerk p/t	1	7,765
	Deputy CoClk - Administration	1	30,299
	Dir. Veterans Service Agency	1	56,321
	Document Clerk	3	114,717
	Document Clerk/Cashier	5	199,271
	Dpty County Historian P/T	1	18,309
	Records Management Coordinator	1	45,364
	Senior Clerk	1	37,253
	Senior Document Clerk/Cashier	2	100,084
	Veterans' Service Officer	1	41,272
A.10.1410.000 Total		**27**	**1,030,917**

Departmental Revenues Budget Report

Account Number	Description	2019 Actual Amount	2020 Adopted Budget	2020 Amended Budget	2020 Actual as of 11/15/2020	2021 Department Request	2021 Tentative Budget	2021 Tentative vs 2020 Adopted Budget
A.10.1410.103 - DMV								
Local Other								
41255.01	Clerk's Fees County Clerk Fees	1,735,450	1,670,000	1,670,000	776,415	1,500,000	1,500,000	-170,000
41255.02	Clerk's Fees Vehicle Use Tax	1,350,461	1,250,000	1,250,000	1,116,155	1,250,000	1,250,000	0
Total: Local Other		**3,085,911**	**2,920,000**	**2,920,000**	**1,892,570**	**2,750,000**	**2,750,000**	**-170,000**
Total: Revenues - DMV		**3,085,911**	**2,920,000**	**2,920,000**	**1,892,570**	**2,750,000**	**2,750,000**	**-170,000**

Departmental Expenditures Budget Report

Account Number	Description	2019 Actual Amount	2020 Adopted Budget	2020 Amended Budget	2020 Actual as of 11/15/2020	2021 Department Request	2021 Tentative Budget	2021 Tentative vs 2020 Adopted Budget
A.10.1410.103 - DMV								
Personal Services								
71010.00	Positions Expense	1,253,399	1,287,650	1,256,687	1,019,741	1,261,756	1,235,200	-52,450
71011.00	Seasonal Help Expense	18,692	64,923	64,923	0	21,639	23,370	-41,553
71012.00	Longevity Expense	7,103	7,504	7,504	6,468	7,033	5,883	-1,621
71030.00	Part Time Expense	60,014	107,320	107,320	62,101	112,584	112,584	5,264
71033.00	Job Parity Expense	2,872	2,950	2,950	2,529	3,000	3,000	50
71050.00	Overtime Expense	6,575	10,000	10,000	4,024	5,000	5,000	-5,000
Total: Personal Services		**1,348,656**	**1,480,347**	**1,449,384**	**1,094,863**	**1,411,012**	**1,385,037**	**-95,310**
Equipment and Capital Outlay								
72100.01	Machinery and Equipment Furniture and Fixtures	2,936	750	2,659	2,659	750	750	0
Total: Equipment and Capital Outlay		**2,936**	**750**	**2,659**	**2,659**	**750**	**750**	**0**
Contractual								
74200.02	Rents/Leases Copier Rental	1,167	1,400	1,400	812	1,400	1,400	0
74250.01	Office Expenses Office Supplies	3,586	3,610	951	576	3,610	3,610	0
74300.03	Reimbursements Travel, Mileage	624	450	450	295	600	600	150
74375.03	Communications Telephone System	582	597	597	271	597	597	0
74375.05	Communications Cellular Phone	782	935	935	626	935	935	0
74375.06	Communications Postage, Other	2,533	2,600	2,600	1,722	2,600	2,600	0
74400.09	Miscellaneous Expenses Payments Other Agencies	0	1,500	1,500	142	1,500	1,500	0
74600.02	Professional Development Books and Subscriptions	976	1,350	1,350	982	1,350	1,350	0
74650.10	Services, Professional Security	14,597	14,890	14,863	4,235	0	0	-14,890
74650.11	Services, Professional Physical Exams/Testing	647	500	500	296	500	500	0
74675.01	Services, Central Postage	2,662	3,400	3,400	4,885	3,400	3,400	0
74675.02	Services, Central Printing	275	1,800	1,800	413	1,200	1,200	-600
74675.03	Services, Central Print Shop Supplies	0	0	28	28	0	0	0
74675.06	Services, Central Maintenance in Lieu of Rent	247,244	256,144	256,144	234,799	206,001	206,001	-50,143
74750.21	Supplies, General Gas and Oil	926	1,089	1,089	45	1,089	1,089	0
74800.06	Supplies/Services, Maintenance Repairs and Maintenance	0	325	325	0	325	325	0

Departmental Expenditures Budget Report

Account Number	Description	2019 Actual Amount	2020 Adopted Budget	2020 Amended Budget	2020 Actual as of 11/15/2020	2021 Department Request	2021 Tentative Budget	2021 Tentative vs 2020 Adopted Budget
74800.10	Supplies/Services, Maintenance Miscellaneous Equip Under $500	2,218	2,600	2,600	1,673	1,100	1,100	-1,500
Total: Contractual		**278,819**	**293,190**	**290,531**	**251,796**	**226,207**	**226,207**	**-66,983**
Employee Benefits								
78100.00	Retirement Expense	170,601	186,402	186,402	148,768	195,015	187,916	1,514
78200.00	FICA Expense	100,757	113,447	113,447	81,449	108,061	106,074	-7,373
78300.00	Worker's Compensation Expense	37,038	42,640	42,640	32,818	40,636	36,431	-6,209
78400.01	Insurance, Health Active Hospital/Medical Ins	347,955	390,694	390,694	314,327	359,987	334,687	-56,007
78400.02	Insurance, Health Medicare Part B	25,678	26,680	26,680	13,677	28,014	34,953	8,273
78400.04	Insurance, Health Retiree Hospital/Medical Ins	230,360	250,620	250,620	208,850	263,151	229,530	-21,090
78400.05	Insurance, Health HRA Employer Contribution	21,446	19,310	19,310	19,487	17,170	17,595	-1,715
78400.06	Insurance, Health Health Care Waiver	2,833	2,500	2,500	2,000	1,500	1,500	-1,000
78400.07	Insurance, Health Retiree Medicare Advantage	38,781	40,896	40,896	35,784	42,941	51,120	10,224
78400.10	Insurance, Health Retiree Med Adv Contributions	-1,251	-1,278	-1,278	-1,278	-1,342	-2,556	-1,278
78700.00	NYS Disability Expense	2,064	2,002	2,002	1,688	1,848	1,848	-154
78800.00	Flex 125 Employer Contribution Expense	13,435	11,940	11,940	12,128	10,803	10,917	-1,023
Total: Employee Benefits		**989,699**	**1,085,853**	**1,085,853**	**869,698**	**1,067,784**	**1,010,015**	**-75,838**
Total: Expenditures - DMV		**2,620,110**	**2,860,140**	**2,828,427**	**2,219,016**	**2,705,753**	**2,622,009**	**-238,131**

Acct Code	Title	Count	2021 Tentative Budget
	1stDepCoClk	1	36,891
	County Clerk	1	51,254
	Courier - Mail Clerk p/t	1	7,765
	Deputy CoClk	3	142,944
	Deputy CoClk - Administration	1	30,299
	Motor Veh Representative II	3	140,040
	Motor Vehicle Rep p/t	6	104,819
	Motor Vehicle Representative	21	833,772
	Seasonal Help - Clerical	3	23,370
A.10.1410.103 Total		**40**	**1,371,154**

Departmental Expenditures Budget Report

Account Number	Description	2019 Actual Amount	2020 Adopted Budget	2020 Amended Budget	2020 Actual as of 11/15/2020	2021 Department Request	2021 Tentative Budget	2021 Tentative vs 2020 Adopted Budget
A.10.1989.116 - Partner Agency								
Contractual								
74525.02	Partner/Outside Agencies NIOGA Library System	264,109	269,391	269,391	269,391	277,277	269,391	0
74525.03	Partner/Outside Agencies Cooperative Extension	349,731	384,731	384,731	384,731	349,731	349,731	-35,000
74525.04	Partner/Outside Agencies N. C. Soil & Water Conservation	50,339	50,339	50,339	50,339	50,339	50,339	0
Total: Contractual		**664,179**	**704,461**	**704,461**	**704,461**	**677,347**	**669,461**	**-35,000**
Total: Expenditures - Partner Agency		**664,179**	**704,461**	**704,461**	**704,461**	**677,347**	**669,461**	**-35,000**

Departmental Revenues Budget Report

Account Number	Description	2019 Actual Amount	2020 Adopted Budget	2020 Amended Budget	2020 Actual as of 11/15/2020	2021 Department Request	2021 Tentative Budget	2021 Tentative vs 2020 Adopted Budget
A.07.2490.000 - Community College Tuition								
Local Other								
42238.01	Community College Charge Backs NCCC Charges	1,400,000	1,400,000	1,400,000	1,400,000	1,400,000	1,400,000	0
Total: Local Other		**1,400,000**	**1,400,000**	**1,400,000**	**1,400,000**	**1,400,000**	**1,400,000**	**0**
Total: Revenues - Community College Tuition		**1,400,000**	**1,400,000**	**1,400,000**	**1,400,000**	**1,400,000**	**1,400,000**	**0**

County of Niagara

2021 Tentative Budget

Departmental Expenditures Budget Report

Account Number	Description	2019 Actual Amount	2020 Adopted Budget	2020 Amended Budget	2020 Actual as of 11/15/2020	2021 Department Request	2021 Tentative Budget	2021 Tentative vs 2020 Adopted Budget
A.07.2490.000 - Community College Tuition								
Contractual								
74500.01	Contractual Expenses Contractual Expenses	1,400,000	1,400,000	1,400,000	734,647	1,400,000	1,400,000	0
Total: Contractual		**1,400,000**	**1,400,000**	**1,400,000**	**734,647**	**1,400,000**	**1,400,000**	**0**
Total: Expenditures - Community College Tuition		**1,400,000**	**1,400,000**	**1,400,000**	**734,647**	**1,400,000**	**1,400,000**	**0**

Departmental Expenditures Budget Report

Account Number	Description	2019 Actual Amount	2020 Adopted Budget	2020 Amended Budget	2020 Actual as of 11/15/2020	2021 Department Request	2021 Tentative Budget	2021 Tentative vs 2020 Adopted Budget
A.08.2495.000 - Contribution to NCCC								
Contractual								
74500.01	Contractual Expenses Contractual Expenses	8,971,000	8,971,000	8,971,000	8,971,000	8,971,000	8,971,000	0
Total: Contractual		**8,971,000**	**8,971,000**	**8,971,000**	**8,971,000**	**8,971,000**	**8,971,000**	**0**
Total: Expenditures - Contribution to NCCC		**8,971,000**	**8,971,000**	**8,971,000**	**8,971,000**	**8,971,000**	**8,971,000**	**0**

Departmental Revenues Budget Report

Account Number	Description	2019 Actual Amount	2020 Adopted Budget	2020 Amended Budget	2020 Actual as of 11/15/2020	2021 Department Request	2021 Tentative Budget	2021 Tentative vs 2020 Adopted Budget
A.20.2960.000 - Education Handicapped Children								
Local Other								
41601.03	Public Health Fees Medicaid Fees	3,148,626	2,853,995	2,853,995	438,830	3,032,002	3,032,002	178,007
42701.01	Refund Prior Year's Expense General	333,372	183,737	183,737	15,613	150,000	150,000	-33,737
Total: Local Other		**3,481,997**	**3,037,732**	**3,037,732**	**454,442**	**3,182,002**	**3,182,002**	**144,270**
State Aid								
43277.01	Education/Handicapped Children General	5,386,064	8,978,986	8,978,986	63,624	8,936,698	8,936,698	-42,288
43277.02	Education/Handicapped Children Admin State Aid	101,000	112,575	112,575	-209,000	113,475	113,475	900
Total: State Aid		**5,487,064**	**9,091,561**	**9,091,561**	**-145,376**	**9,050,173**	**9,050,173**	**-41,388**
Federal Aid								
44289.01	Other Education Educ Handicapped Children Grant	439,648	496,935	496,935	869,848	376,213	372,913	-124,022
Total: Federal Aid		**439,648**	**496,935**	**496,935**	**869,848**	**376,213**	**372,913**	**-124,022**
Total: Revenues - Education Handicapped Children		**9,408,709**	**12,626,228**	**12,626,228**	**1,178,915**	**12,608,388**	**12,605,088**	**-21,140**

Departmental Expenditures Budget Report

Account Number	Description	2019 Actual Amount	2020 Adopted Budget	2020 Amended Budget	2020 Actual as of 11/15/2020	2021 Department Request	2021 Tentative Budget	2021 Tentative vs 2020 Adopted Budget
A.20.2960.000 - Education Handicapped Children								
Personal Services								
71010.00	Positions Expense	137,372	139,714	133,314	112,317	159,437	159,437	19,723
71012.00	Longevity Expense	870	426	426	344	382	382	-44
71050.00	Overtime Expense	69	107	77	0	105	105	-2
Total: Personal Services		**138,311**	**140,247**	**133,817**	**112,661**	**159,924**	**159,924**	**19,677**
Contractual								
74400.09	Miscellaneous Expenses Payments Other Agencies	177,288	183,586	183,586	122,391	186,524	186,524	2,938
74400.10	Miscellaneous Expenses Other Expenses	439,648	496,935	496,935	496,935	376,213	372,913	-124,022
74500.02	Contractual Expenses Maintenance Service Contracts	22,160	28,996	28,996	16,500	22,000	22,000	-6,996
74550.09	Programs Education Handicapped Children	11,109,612	13,698,249	13,698,249	6,729,561	13,697,784	13,697,784	-465
74550.44	Programs CPSE Administration	720,848	650,000	650,000	0	480,600	480,600	-169,400
74650.09	Services, Professional Transport Expense	1,476,290	2,150,000	2,150,000	135,622	2,416,903	2,420,203	270,203
74990.05	Financing Uses Prior Year Adjustments	211,859	139,077	139,077	139,077	177,512	177,512	38,435
Total: Contractual		**14,157,706**	**17,346,843**	**17,346,843**	**7,640,086**	**17,357,536**	**17,357,536**	**10,693**
Employee Benefits								
78100.00	Retirement Expense	15,503	15,519	15,361	12,334	19,499	19,499	3,980
78200.00	FICA Expense	10,501	10,805	10,805	8,475	12,310	12,310	1,505
78300.00	Worker's Compensation Expense	3,793	4,040	4,040	3,412	4,605	4,205	165
78400.01	Insurance, Health Active Hospital/Medical Ins	26,516	33,183	33,183	29,249	39,757	36,632	3,449
78400.02	Insurance, Health Medicare Part B	2,439	3,305	3,305	1,735	3,471	3,680	375
78400.04	Insurance, Health Retiree Hospital/Medical Ins	6,794	7,202	16,672	13,750	7,563	26,958	19,756
78400.05	Insurance, Health HRA Employer Contribution	1,590	1,857	2,015	2,015	2,163	2,163	306
78400.06	Insurance, Health Health Care Waiver	1,000	1,000	1,000	1,000	1,000	1,000	0
78400.07	Insurance, Health Retiree Medicare Advantage	2,085	5,112	5,112	3,834	5,368	5,112	0
78700.00	NYS Disability Expense	243	260	260	207	263	263	3
78800.00	Flex 125 Employer Contribution Expense	1,257	1,277	1,277	1,277	1,391	1,406	129
Total: Employee Benefits		**71,722**	**83,560**	**93,030**	**77,288**	**97,390**	**113,228**	**29,668**
Total: Expenditures - Education Handicapped Children		**14,367,739**	**17,570,650**	**17,573,690**	**7,830,035**	**17,614,850**	**17,630,688**	**60,038**

Acct Code	Title	Count	2021 Tentative Budget
	Account Clerical I	3	109,182
	Director-Children w/Spcl Needs	1	22,040
	Supervsr Children w/Spcl Needs	1	28,215
A.20.2960.000 Total		**5**	**159,437**

County of Niagara

2021 Tentative Budget

Departmental Revenues Budget Report

Account Number	Description	2019 Actual Amount	2020 Adopted Budget	2020 Amended Budget	2020 Actual as of 11/15/2020	2021 Department Request	2021 Tentative Budget	2021 Tentative vs 2020 Adopted Budget
A.20.4010.000 - PH Administration								
State Aid								
43401.00	Public Health State Aid Revenue	332,143	303,635	303,635	167,877	308,000	308,000	4,365
Total: State Aid		**332,143**	**303,635**	**303,635**	**167,877**	**308,000**	**308,000**	**4,365**
Federal Aid								
44402.00	Medical Asst Program Admin Revenue	9,340	10,438	10,438	2,453	8,327	8,327	-2,111
Total: Federal Aid		**9,340**	**10,438**	**10,438**	**2,453**	**8,327**	**8,327**	**-2,111**
Total: Revenues - PH Administration		**341,483**	**314,073**	**314,073**	**170,330**	**316,327**	**316,327**	**2,254**

Departmental Expenditures Budget Report

Account Number	Description	2019 Actual Amount	2020 Adopted Budget	2020 Amended Budget	2020 Actual as of 11/15/2020	2021 Department Request	2021 Tentative Budget	2021 Tentative vs 2020 Adopted Budget
A.20.4010.000 - PH Administration								
Personal Services								
71010.00	Positions Expense	508,507	513,181	513,015	426,264	532,770	532,770	19,589
71012.00	Longevity Expense	2,025	2,033	2,033	1,800	2,159	2,159	126
71050.00	Overtime Expense	499	396	396	136	396	396	0
Total: Personal Services		**511,030**	**515,610**	**515,444**	**428,200**	**535,325**	**535,325**	**19,715**
Equipment and Capital Outlay								
72100.01	Machinery and Equipment Furniture and Fixtures	0	0	789	0	0	0	0
Total: Equipment and Capital Outlay		**0**	**0**	**789**	**0**	**0**	**0**	**0**
Contractual								
74200.02	Rents/Leases Copier Rental	495	495	495	297	576	576	81
74250.01	Office Expenses Office Supplies	2,629	1,850	3,046	1,613	1,850	1,850	0
74250.03	Office Expenses Printing/Duplicating	0	95	95	0	95	95	0
74300.01	Reimbursements Travel, Conference	739	3,180	1,391	0	2,280	2,280	-900
74300.02	Reimbursements Routine Travel Expenses	200	460	460	100	420	420	-40
74300.03	Reimbursements Travel, Mileage	2,299	3,400	3,400	819	3,400	3,400	0
74300.11	Reimbursements Board of Health	143	480	480	19	480	480	0
74375.01	Communications Advertising & Promotion	0	100	200	200	100	100	0
74375.03	Communications Telephone System	239	400	400	152	302	302	-98
74375.05	Communications Cellular Phone	2,182	1,830	1,830	1,608	1,839	1,839	9
74375.06	Communications Postage, Other	20	90	90	20	90	90	0
74600.02	Professional Development Books and Subscriptions	120	171	171	130	140	140	-31
74600.03	Professional Development Training and Education	1,172	2,200	2,100	174	1,200	1,200	-1,000
74600.04	Professional Development Dues and Memberships	7,155	6,958	6,958	2,000	7,370	7,370	412
74650.08	Services, Professional Consultants/Expert Services	4,800	4,800	4,800	3,600	4,800	4,800	0
74650.11	Services, Professional Physical Exams/Testing	0	200	200	0	200	200	0
74675.01	Services, Central Postage	238	500	500	156	500	500	0
74675.02	Services, Central Printing	65	100	100	0	100	100	0
74675.03	Services, Central Print Shop Supplies	144	300	300	281	300	300	0
74675.06	Services, Central Maintenance in Lieu of Rent	81,873	82,338	82,338	75,477	77,067	77,067	-5,271

Departmental Expenditures Budget Report

Account Number	Description	2019 Actual Amount	2020 Adopted Budget	2020 Amended Budget	2020 Actual as of 11/15/2020	2021 Department Request	2021 Tentative Budget	2021 Tentative vs 2020 Adopted Budget
74675.07	Services, Central Information Technology Services	11,740	12,939	12,939	10,783	17,543	17,543	4,604
74750.21	Supplies, General Gas and Oil	308	0	0	0	50	50	50
Total: Contractual		**116,560**	**122,886**	**122,293**	**97,428**	**120,702**	**120,702**	**-2,184**
Employee Benefits								
78100.00	Retirement Expense	74,431	75,444	76,457	64,056	86,421	86,421	10,977
78200.00	FICA Expense	38,063	39,446	39,923	31,902	40,952	40,952	1,506
78300.00	Worker's Compensation Expense	14,110	14,850	15,032	12,432	15,417	14,080	-770
78400.01	Insurance, Health Active Hospital/Medical Ins	95,136	98,786	98,786	78,096	94,509	87,078	-11,708
78400.02	Insurance, Health Medicare Part B	12,056	13,955	13,955	7,086	14,653	16,557	2,602
78400.04	Insurance, Health Retiree Hospital/Medical Ins	94,787	100,475	100,475	86,588	105,499	121,206	20,731
78400.05	Insurance, Health HRA Employer Contribution	5,364	5,194	5,194	4,344	4,769	4,769	-425
78400.07	Insurance, Health Retiree Medicare Advantage	16,656	27,360	27,360	23,226	28,728	27,360	0
78400.09	Insurance, Health Retiree Healthcare Contributions	-9,793	-10,380	-10,380	-9,365	-10,899	-12,809	-2,429
78400.10	Insurance, Health Retiree Med Adv Contributions	-5,415	-5,562	-5,562	-4,633	-5,841	-5,562	0
78700.00	NYS Disability Expense	194	200	200	164	200	200	0
78800.00	Flex 125 Employer Contribution Expense	3,021	2,994	2,994	2,615	2,994	3,026	32
Total: Employee Benefits		**338,611**	**362,762**	**364,434**	**296,511**	**377,402**	**383,278**	**20,516**
Total: Expenditures - PH Administration		**966,202**	**1,001,258**	**1,002,960**	**822,139**	**1,033,429**	**1,039,305**	**38,047**

Acct Code	Title	Count	2021 Tentative Budget
	Account Clerical II	2	62,176
	Account Clerical III	1	37,929
	AsstCoAtty	1	60,102
	Confidential Asst-Public Health	1	56,527
	DepPHDir/Dir of Hlth Fncl Oprt	1	101,033
	Dir PH Plnng & Emrgncy Prprdns	1	26,348
	HlthServFiscalAdm	1	61,640
	PH Director	1	127,015
A.20.4010.000 Total		**9**	**532,770**

Departmental Revenues Budget Report

Account Number	Description	2019 Actual Amount	2020 Adopted Budget	2020 Amended Budget	2020 Actual as of 11/15/2020	2021 Department Request	2021 Tentative Budget	2021 Tentative vs 2020 Adopted Budget
A.20.4059.000 - Early Intervention								
Local Other								
41601.01	Public Health Fees General	11,718	11,632	11,632	-2,129	6,507	6,507	-5,125
41601.03	Public Health Fees Medicaid Fees	299,055	378,499	378,499	143,622	289,027	289,027	-89,472
41605.01	Charges for Handicap Children 4410 Services	202,293	201,813	201,813	131,779	219,276	219,276	17,463
41621.01	Early Intervention Fees for Serv Therapeutic Services	289,642	269,336	269,336	196,262	298,337	298,337	29,001
Total: Local Other		**802,708**	**861,280**	**861,280**	**469,535**	**813,147**	**813,147**	**-48,133**
State Aid								
43446.00	Handicapped Children Revenue	308	1,500	1,500	167	0	0	-1,500
43449.01	EIP State Aid General	1,139,143	1,099,600	1,099,600	60,056	1,170,872	1,140,857	41,257
Total: State Aid		**1,139,450**	**1,101,100**	**1,101,100**	**60,223**	**1,170,872**	**1,140,857**	**39,757**
Federal Aid								
44402.00	Medical Asst Program Admin Revenue	610,144	615,000	615,000	142,972	546,806	546,806	-68,194
44451.01	Early Intervention EIP Health Federal Aid	96,949	95,701	95,701	89,863	119,183	119,183	23,482
Total: Federal Aid		**707,093**	**710,701**	**710,701**	**232,835**	**665,989**	**665,989**	**-44,712**
Total: Revenues - Early Intervention		**2,649,251**	**2,673,081**	**2,673,081**	**762,593**	**2,650,008**	**2,619,993**	**-53,088**

Departmental Expenditures Budget Report

Account Number	Description	2019 Actual Amount	2020 Adopted Budget	2020 Amended Budget	2020 Actual as of 11/15/2020	2021 Department Request	2021 Tentative Budget	2021 Tentative vs 2020 Adopted Budget
A.20.4059.000 - Early Intervention								
Personal Services								
71010.00	Positions Expense	1,419,433	1,498,556	1,492,156	1,098,581	1,511,264	1,511,264	12,708
71012.00	Longevity Expense	9,979	10,666	10,666	7,619	10,380	10,380	-286
71033.00	Job Parity Expense	0	0	1,425	1,425	0	0	0
71050.00	Overtime Expense	10,381	5,596	13,942	13,921	2,118	2,118	-3,478
Total: Personal Services		**1,439,793**	**1,514,818**	**1,518,189**	**1,121,546**	**1,523,762**	**1,523,762**	**8,944**
Contractual								
74200.02	Rents/Leases Copier Rental	5,529	6,230	6,230	4,610	6,300	6,300	70
74250.01	Office Expenses Office Supplies	4,902	5,000	5,196	2,650	5,000	5,000	0
74300.02	Reimbursements Routine Travel Expenses	0	50	50	0	50	50	0
74300.03	Reimbursements Travel, Mileage	36,706	48,480	47,230	9,446	48,480	48,480	0
74375.03	Communications Telephone System	1,134	1,200	1,200	633	1,244	1,244	44
74375.05	Communications Cellular Phone	96	0	100	36	0	0	0
74375.06	Communications Postage, Other	0	1,500	2,750	2,750	2,500	2,500	1,000
74400.09	Miscellaneous Expenses Payments Other Agencies	19,680	15,964	15,964	10,643	16,219	16,219	255
74500.01	Contractual Expenses Contractual Expenses	575	1,376	1,376	405	383	383	-993
74550.09	Programs Education Handicapped Children	2,380,958	2,230,000	2,230,000	1,423,673	2,324,196	2,324,196	94,196
74550.19	Programs Respite	414	4,000	4,000	84	4,000	4,000	0
74600.03	Professional Development Training and Education	1,358	1,228	1,228	428	1,228	1,228	0
74650.05	Services, Professional Audit	7,500	7,650	7,650	0	7,800	7,800	150
74650.09	Services, Professional Transport Expense	72,905	99,500	99,500	8,724	104,960	104,960	5,460
74650.11	Services, Professional Physical Exams/Testing	316	400	400	11	400	400	0
74650.17	Services, Professional Physically Handicapped Program	2,982	3,000	3,000	313	0	0	-3,000
74650.26	Services, Professional Healthcare Services	31,658	36,000	36,000	16,424	31,657	31,657	-4,343
74675.01	Services, Central Postage	8,100	10,000	10,000	9,145	10,000	10,000	0
74675.02	Services, Central Printing	3,482	2,297	2,297	935	2,297	2,297	0
74675.03	Services, Central Print Shop Supplies	2,687	4,000	4,000	1,405	4,000	4,000	0
74675.06	Services, Central Maintenance in Lieu of Rent	184,014	195,994	195,994	179,661	183,447	183,447	-12,547
74675.07	Services, Central Information Technology Services	50,872	56,069	56,069	46,724	78,123	78,123	22,054

Departmental Expenditures Budget Report

Account Number	Description	2019 Actual Amount	2020 Adopted Budget	2020 Amended Budget	2020 Actual as of 11/15/2020	2021 Department Request	2021 Tentative Budget	2021 Tentative vs 2020 Adopted Budget
74750.02	Supplies, General Supplies/Materials	2,939	3,500	3,400	2,044	3,500	3,500	0
74750.21	Supplies, General Gas and Oil	1,569	1,140	1,140	373	1,140	1,140	0
74800.11	Supplies/Services, Maintenance Vehicle Maintenance	1,260	1,500	1,500	428	1,500	1,500	0
Total: Contractual		**2,821,635**	**2,736,078**	**2,736,274**	**1,721,546**	**2,838,424**	**2,838,424**	**102,346**
Employee Benefits								
78100.00	Retirement Expense	195,442	208,981	203,775	158,548	221,439	221,439	12,458
78200.00	FICA Expense	108,357	116,032	116,032	83,748	116,718	116,718	686
78300.00	Worker's Compensation Expense	39,592	43,631	43,631	33,973	43,881	40,075	-3,556
78400.01	Insurance, Health Active Hospital/Medical Ins	365,858	402,666	375,317	328,750	432,235	398,247	-4,419
78400.02	Insurance, Health Medicare Part B	10,997	11,173	11,173	6,793	11,732	18,397	7,224
78400.04	Insurance, Health Retiree Hospital/Medical Ins	87,593	92,849	92,849	72,289	97,492	64,031	-28,818
78400.05	Insurance, Health HRA Employer Contribution	21,683	21,092	21,230	21,230	22,140	22,140	1,048
78400.06	Insurance, Health Health Care Waiver	5,749	2,000	2,000	2,000	2,000	2,000	0
78400.07	Insurance, Health Retiree Medicare Advantage	30,024	30,672	43,878	36,210	32,206	51,120	20,448
78400.10	Insurance, Health Retiree Med Adv Contributions	-3,753	-3,833	-3,833	-3,195	-4,025	-3,834	-1
78700.00	NYS Disability Expense	2,428	2,480	2,480	1,988	2,419	2,419	-61
78800.00	Flex 125 Employer Contribution Expense	12,394	12,203	12,203	11,825	12,173	12,302	99
Total: Employee Benefits		**876,364**	**939,946**	**920,735**	**754,157**	**990,410**	**945,054**	**5,108**
Total: Expenditures - Early Intervention		**5,137,792**	**5,190,842**	**5,175,198**	**3,597,250**	**5,352,596**	**5,307,240**	**116,398**

Acct Code	Title	Count	2021 Tentative Budget
	Account Clerical I	1	36,512
	Account Clerical II	1	38,860
	Administrative Assistant	1	46,643
	Care/Services Coordinator-EIP	11	465,331
	Chldrn w/Spcl Needs Prgrm Aide	1	35,955
	Clerical II	6	220,009
	Director-Children w/Spcl Needs	1	61,713
	Family Services Specialist	1	59,670
	Special Education Teacher II	3	173,912
	Speech Pathologist	6	344,444
	Supervsr Children w/Spcl Needs	1	28,215
A.20.4059.000 Total		**33**	**1,511,264**

Departmental Revenues Budget Report

Account Number	Description	2019 Actual Amount	2020 Adopted Budget	2020 Amended Budget	2020 Actual as of 11/15/2020	2021 Department Request	2021 Tentative Budget	2021 Tentative vs 2020 Adopted Budget
A.20.4090.000 - Environmental Health								
Local Other								
41601.01	Public Health Fees General	605,020	622,500	622,500	488,545	615,000	615,000	-7,500
41689.05	Other Health Department Income Tobacco Compliance Fines	7,325	11,000	11,000	10,800	11,000	11,000	0
41689.06	Other Health Department Income Public Health Fines	16,125	20,000	20,000	5,610	19,400	19,400	-600
Total: Local Other		**628,470**	**653,500**	**653,500**	**504,955**	**645,400**	**645,400**	**-8,100**
State Aid								
43401.00	Public Health State Aid Revenue	669,946	683,276	683,276	372,046	690,449	688,667	5,391
43450.06	Public Health, Other Tobacco Compliance Checks	59,861	60,523	60,523	41,449	60,523	60,523	0
43489.02	Other Health Drinking Water Protection Prgrm	93,057	91,246	91,246	68,435	93,057	93,057	1,811
43489.03	Other Health Rabies Control	3,184	3,288	3,288	2,540	3,288	3,288	0
43489.05	Other Health NYSDEC Water Program	6,878	7,000	7,000	4,350	7,000	7,000	0
Total: State Aid		**832,926**	**845,333**	**845,333**	**488,820**	**854,317**	**852,535**	**7,202**
Federal Aid								
44489.04	Other Health Beach Act Program	4,755	4,755	4,755	4,755	4,755	4,755	0
Total: Federal Aid		**4,755**	**4,755**	**4,755**	**4,755**	**4,755**	**4,755**	**0**
Total: Revenues - Environmental Health		**1,466,150**	**1,503,588**	**1,503,588**	**998,530**	**1,504,472**	**1,502,690**	**-898**

Departmental Expenditures Budget Report

Account Number	Description	2019 Actual Amount	2020 Adopted Budget	2020 Amended Budget	2020 Actual as of 11/15/2020	2021 Department Request	2021 Tentative Budget	2021 Tentative vs 2020 Adopted Budget
A.20.4090.000 - Environmental Health								
Personal Services								
71010.00	Positions Expense	1,345,512	1,528,556	1,522,155	1,168,846	1,568,971	1,433,121	-95,435
71011.00	Seasonal Help Expense	7,917	8,190	8,190	0	8,190	8,190	0
71012.00	Longevity Expense	10,445	11,135	11,135	9,392	11,925	7,550	-3,585
71030.00	Part Time Expense	45,323	48,426	48,426	38,853	49,398	49,398	972
71050.00	Overtime Expense	25,943	19,854	19,854	4,540	19,854	17,376	-2,478
71055.00	On Call Pay Expense	6,273	6,732	6,732	3,163	6,732	6,025	-707
Total: Personal Services		**1,441,413**	**1,622,893**	**1,616,492**	**1,224,793**	**1,665,070**	**1,521,660**	**-101,233**
Equipment and Capital Outlay								
72100.12	Machinery and Equipment Cars, Vans, Light Trucks	22,340	0	0	0	0	0	0
Total: Equipment and Capital Outlay		**22,340**	**0**	**0**	**0**	**0**	**0**	**0**
Contractual								
74000.02	Fees Miscellaneous Fees	60	200	200	0	0	0	-200
74200.02	Rents/Leases Copier Rental	1,130	1,550	1,550	910	1,500	1,500	-50
74250.01	Office Expenses Office Supplies	3,198	3,850	3,450	2,259	3,850	3,850	0
74300.01	Reimbursements Travel, Conference	1,757	1,737	1,737	0	2,487	1,737	0
74300.02	Reimbursements Routine Travel Expenses	50	50	50	0	50	50	0
74300.03	Reimbursements Travel, Mileage	21,641	29,950	29,950	13,880	29,950	25,750	-4,200
74375.03	Communications Telephone System	776	900	900	532	1,055	1,055	155
74375.05	Communications Cellular Phone	2,025	2,025	2,025	1,797	2,043	2,043	18
74375.06	Communications Postage, Other	1,171	1,800	1,800	1,219	1,800	1,800	0
74500.01	Contractual Expenses Contractual Expenses	5,280	5,400	5,400	2,220	5,400	5,400	0
74550.15	Programs Rabies Control	19,170	20,000	20,000	15,810	20,000	20,000	0
74600.02	Professional Development Books and Subscriptions	0	320	320	0	625	625	305
74600.03	Professional Development Training and Education	4,412	7,436	9,967	3,466	1,507	1,507	-5,929
74600.04	Professional Development Dues and Memberships	328	305	335	335	350	350	45
74650.11	Services, Professional Physical Exams/Testing	726	300	300	0	300	300	0
74650.12	Services, Professional Transcripts/Statements	340	1,400	1,400	0	1,050	1,050	-350
74650.26	Services, Professional Healthcare Services	1,909	2,498	2,498	1,501	2,370	2,370	-128

Departmental Expenditures Budget Report

Account Number	Description	2019 Actual Amount	2020 Adopted Budget	2020 Amended Budget	2020 Actual as of 11/15/2020	2021 Department Request	2021 Tentative Budget	2021 Tentative vs 2020 Adopted Budget
74675.01	Services, Central Postage	6,779	8,250	8,250	4,236	8,250	8,250	0
74675.02	Services, Central Printing	798	2,000	2,000	998	2,000	2,000	0
74675.03	Services, Central Print Shop Supplies	636	800	800	337	800	800	0
74675.06	Services, Central Maintenance in Lieu of Rent	126,647	131,712	131,712	120,736	122,123	122,123	-9,589
74675.07	Services, Central Information Technology Services	70,438	77,633	77,633	64,694	64,422	64,422	-13,211
74700.01	Services, Disposal Waste/Refuse Disposal	0	400	400	40	400	400	0
74725.02	Services, Other Laboratory Services	26,187	29,204	26,970	14,120	22,000	22,000	-7,204
74750.02	Supplies, General Supplies/Materials	8,860	7,000	7,000	4,596	7,000	7,000	0
74750.12	Supplies, General Computer Supplies	0	0	400	0	0	0	0
74750.21	Supplies, General Gas and Oil	8,957	9,840	8,736	5,479	9,840	9,840	0
74800.06	Supplies/Services, Maintenance Repairs and Maintenance	2,661	1,040	5,448	3,458	1,200	1,200	160
74800.11	Supplies/Services, Maintenance Vehicle Maintenance	5,826	8,400	7,300	3,729	8,400	8,400	0
Total: Contractual		**321,760**	**356,000**	**358,531**	**266,352**	**320,772**	**315,822**	**-40,178**
Employee Benefits								
78100.00	Retirement Expense	200,727	225,505	225,505	181,883	257,926	224,504	-1,001
78200.00	FICA Expense	108,270	124,224	124,224	92,287	127,489	116,518	-7,706
78300.00	Worker's Compensation Expense	39,416	46,544	46,544	36,773	47,762	39,861	-6,683
78400.01	Insurance, Health Active Hospital/Medical Ins	263,990	338,211	337,961	267,334	339,100	291,767	-46,444
78400.02	Insurance, Health Medicare Part B	25,103	24,599	24,599	12,661	25,829	27,594	2,995
78400.04	Insurance, Health Retiree Hospital/Medical Ins	259,424	262,981	262,981	215,750	276,131	241,263	-21,718
78400.05	Insurance, Health HRA Employer Contribution	14,685	17,660	17,660	15,110	16,810	17,915	255
78400.06	Insurance, Health Health Care Waiver	1,000	1,000	1,250	1,250	1,500	1,500	500
78400.07	Insurance, Health Retiree Medicare Advantage	46,704	51,120	51,120	39,618	53,676	40,896	-10,224
78400.09	Insurance, Health Retiree Healthcare Contributions	-6,799	-7,206	-7,206	-6,005	-7,567	-6,972	234
78400.10	Insurance, Health Retiree Med Adv Contributions	-7,298	-7,667	-7,667	-6,599	-8,051	-7,668	-1
78700.00	NYS Disability Expense	1,705	2,002	2,002	1,676	2,002	1,870	-132
78800.00	Flex 125 Employer Contribution Expense	8,952	10,233	10,233	9,096	10,233	10,188	-45
Total: Employee Benefits		**955,880**	**1,089,206**	**1,089,206**	**860,834**	**1,142,840**	**999,236**	**-89,970**
Total: Expenditures - Environmental Health		**2,741,393**	**3,068,099**	**3,064,229**	**2,351,979**	**3,128,682**	**2,836,718**	**-231,381**

Acct Code	Title	Count	2021 Tentative Budget
	Account Clerical III	1	38,915
	Assoc Suprvsg Pub Hlth Sanatrn	1	75,875
	Asst Public Health Engineer	3	157,890
	Clerical I	2	71,910
	Clerical II	1	16,616
	Clerical III	1	40,066
	Director Environmental Health	1	101,033
	Principal P H Engineer	1	83,585
	Public Health Intern	2	8,190
	Public Health Sanitarian	13	698,002
	Public Health Sanitarian p/t	2	49,398
	Public Health Technician	1	39,390
	Public Health Technician II	1	45,364
	Suprvsy Pub Health Sanitarian	1	64,475
A.20.4090.000 Total		**31**	**1,490,709**

County of Niagara

2021 Tentative Budget

Departmental Revenues Budget Report

Account Number	Description	2019 Actual Amount	2020 Adopted Budget	2020 Amended Budget	2020 Actual as of 11/15/2020	2021 Department Request	2021 Tentative Budget	2021 Tentative vs 2020 Adopted Budget
A.20.4189.401 - Nursing								
Local Other								
41601.01	Public Health Fees General	85,987	73,800	73,800	15,654	73,300	73,300	-500
41601.02	Public Health Fees Clinic Fees	11,422	20,000	20,000	3,306	20,000	20,000	0
41610.00	Home Nursing Care Revenue	3,207	1,000	1,000	0	1,000	1,000	0
41689.01	Other Health Department Income Other Agencies	26,100	30,000	30,000	9,500	18,750	18,750	-11,250
Total: Local Other		**126,716**	**124,800**	**124,800**	**28,460**	**113,050**	**113,050**	**-11,750**
State Aid								
43401.00	Public Health State Aid Revenue	436,290	571,345	571,345	356,072	568,194	564,392	-6,953
43489.03	Other Health Rabies Control	28,659	29,599	29,599	22,861	29,599	29,599	0
43489.06	Other Health Healthy Community Initiatvies	0	0	1,000	0	0	0	0
Total: State Aid		**464,950**	**600,944**	**601,944**	**378,933**	**597,793**	**593,991**	**-6,953**
Total: Revenues - Nursing		**591,666**	**725,744**	**726,744**	**407,393**	**710,843**	**707,041**	**-18,703**

Departmental Expenditures Budget Report

Account Number	Description	2019 Actual Amount	2020 Adopted Budget	2020 Amended Budget	2020 Actual as of 11/15/2020	2021 Department Request	2021 Tentative Budget	2021 Tentative vs 2020 Adopted Budget
A.20.4189.401 - Nursing								
Personal Services								
71010.00	Positions Expense	787,930	1,054,784	1,048,550	724,327	1,059,671	1,033,000	-21,784
71012.00	Longevity Expense	7,104	7,800	7,800	6,441	7,782	6,907	-893
71050.00	Overtime Expense	6,121	5,407	5,407	4,639	5,407	5,400	-7
71060.00	Beeper Pay Expense	6,523	6,656	6,656	4,705	6,656	6,656	0
Total: Personal Services		**807,678**	**1,074,647**	**1,068,413**	**740,112**	**1,079,516**	**1,051,963**	**-22,684**
Equipment and Capital Outlay								
72100.01	Machinery and Equipment Furniture and Fixtures	0	0	2,043	2,043	0	0	0
72100.04	Machinery and Equipment Hospital, Medical, Lab Equipment	0	0	645	645	0	0	0
Total: Equipment and Capital Outlay		**0**	**0**	**2,688**	**2,688**	**0**	**0**	**0**
Contractual								
74000.02	Fees Miscellaneous Fees	-569	300	300	0	300	300	0
74200.02	Rents/Leases Copier Rental	1,176	1,200	1,200	1,119	1,500	1,500	300
74250.01	Office Expenses Office Supplies	1,980	1,500	2,147	1,418	1,500	1,500	0
74250.03	Office Expenses Printing/Duplicating	289	300	300	0	300	300	0
74300.02	Reimbursements Routine Travel Expenses	0	50	50	0	50	50	0
74300.03	Reimbursements Travel, Mileage	4,057	7,500	6,880	466	7,500	7,500	0
74375.01	Communications Advertising & Promotion	774	1,200	2,625	434	1,000	1,000	-200
74375.03	Communications Telephone System	1,089	1,100	1,100	639	1,274	1,274	174
74375.05	Communications Cellular Phone	1,861	1,830	2,450	2,082	1,839	1,839	9
74375.06	Communications Postage, Other	49	50	187	96	50	50	0
74500.01	Contractual Expenses Contractual Expenses	35,133	360	360	360	383	383	23
74500.02	Contractual Expenses Maintenance Service Contracts	20,889	12,907	14,808	14,507	15,594	15,594	2,687
74550.14	Programs TB Control	1,089	2,000	1,963	1,011	2,000	2,000	0
74550.15	Programs Rabies Control	27,377	41,000	41,000	12,182	39,500	39,500	-1,500
74550.16	Programs STI Control	13,018	12,000	9,958	61	12,000	12,000	0
74600.02	Professional Development Books and Subscriptions	404	501	501	103	551	551	50
74600.03	Professional Development Training and Education	3,261	4,622	4,924	1,309	1,136	1,136	-3,486
74600.04	Professional Development Dues and Memberships	75	300	300	0	300	300	0

Departmental Expenditures Budget Report

Account Number	Description	2019 Actual Amount	2020 Adopted Budget	2020 Amended Budget	2020 Actual as of 11/15/2020	2021 Department Request	2021 Tentative Budget	2021 Tentative vs 2020 Adopted Budget
74650.06	Services, Professional Cost Allocation Plan	2,000	2,000	2,000	2,000	2,000	2,000	0
74650.08	Services, Professional Consultants/Expert Services	720	800	800	68	800	800	0
74650.10	Services, Professional Security	16,444	22,824	22,824	4,166	22,824	22,824	0
74650.11	Services, Professional Physical Exams/Testing	97	200	241	97	200	200	0
74650.26	Services, Professional Healthcare Services	34,946	52,740	52,740	7,169	52,740	42,180	-10,560
74675.01	Services, Central Postage	1,075	1,000	1,000	663	1,000	1,000	0
74675.02	Services, Central Printing	1,258	1,500	1,500	616	1,500	1,500	0
74675.03	Services, Central Print Shop Supplies	461	700	700	197	700	700	0
74675.06	Services, Central Maintenance in Lieu of Rent	214,120	223,746	223,746	205,101	209,422	209,422	-14,324
74675.07	Services, Central Information Technology Services	44,415	48,952	48,952	40,793	52,884	52,884	3,932
74700.01	Services, Disposal Waste/Refuse Disposal	580	1,600	1,600	40	1,600	1,600	0
74725.02	Services, Other Laboratory Services	1,682	6,600	6,600	452	4,600	4,600	-2,000
74750.02	Supplies, General Supplies/Materials	90	50	50	12	50	50	0
74750.07	Supplies, General Pharmaceuticals	7,815	13,000	13,000	4,046	13,000	13,000	0
74750.11	Supplies, General Medical/Lab/Clinic Supplies	44,746	40,000	37,855	6,746	40,000	40,000	0
74750.21	Supplies, General Gas and Oil	99	0	0	0	50	50	50
74800.06	Supplies/Services, Maintenance Repairs and Maintenance	356	710	710	372	710	710	0
74800.17	Supplies/Services, Maintenance Software under $25,000	-4,748	0	1,500	0	0	0	0
Total: Contractual		**478,108**	**505,142**	**506,871**	**308,322**	**490,857**	**480,297**	**-24,845**
Employee Benefits								
78100.00	Retirement Expense	112,409	147,031	146,018	109,728	162,816	156,719	9,688
78200.00	FICA Expense	61,032	82,212	81,735	55,721	82,620	80,513	-1,699
78300.00	Worker's Compensation Expense	22,379	30,949	30,767	22,093	31,090	27,665	-3,284
78400.01	Insurance, Health Active Hospital/Medical Ins	192,955	248,567	248,484	166,453	253,357	223,185	-25,382
78400.02	Insurance, Health Medicare Part B	57,261	56,663	56,663	29,879	59,497	79,103	22,440
78400.04	Insurance, Health Retiree Hospital/Medical Ins	456,110	483,477	483,477	393,784	507,651	476,849	-6,628
78400.05	Insurance, Health HRA Employer Contribution	10,022	11,704	11,704	8,319	11,320	11,320	-384
78400.06	Insurance, Health Health Care Waiver	13	0	83	83	500	500	500
78400.07	Insurance, Health Retiree Medicare Advantage	104,250	107,352	107,352	93,720	112,720	122,688	15,336
78400.09	Insurance, Health Retiree Healthcare Contributions	-35,554	-38,889	-38,889	-25,343	-40,834	-30,529	8,360

Departmental Expenditures Budget Report

Account Number	Description	2019 Actual Amount	2020 Adopted Budget	2020 Amended Budget	2020 Actual as of 11/15/2020	2021 Department Request	2021 Tentative Budget	2021 Tentative vs 2020 Adopted Budget
78400.10	Insurance, Health Retiree Med Adv Contributions	-25,331	-26,837	-26,837	-24,049	-28,179	-29,394	-2,557
78700.00	NYS Disability Expense	1,094	1,308	1,308	922	1,308	1,272	-36
78800.00	Flex 125 Employer Contribution Expense	6,327	6,823	6,823	6,042	6,823	6,895	72
Total: Employee Benefits		**962,967**	**1,110,360**	**1,108,688**	**837,354**	**1,160,689**	**1,126,786**	**16,426**
Total: Expenditures - Nursing		**2,248,752**	**2,690,149**	**2,686,660**	**1,888,475**	**2,731,062**	**2,659,046**	**-31,103**

Acct Code	Title	Count	2021 Tentative Budget
	Account Clerical III	1	38,915
	Account Clerical IV	1	20,009
	Clerical I	1	6,760
	Clerical III	1	41,144
	Director Nursing Srvcs-Health	1	96,735
	Licensed Practical Nurse	1	46,680
	Nursing Operations Manager	1	61,497
	Public Health Educator	1	46,643
	Public Health Nurse	6	233,377
	Public Health Office Coordinator	1	50,042
	RegProfNurse- (Health Dept.)	4	252,291
	Supervising Public Health Nrse	2	138,907
A.20.4189.401 Total		**21**	**1,033,000**

Departmental Revenues Budget Report

Account Number	Description	2019 Actual Amount	2020 Adopted Budget	2020 Amended Budget	2020 Actual as of 11/15/2020	2021 Department Request	2021 Tentative Budget	2021 Tentative vs 2020 Adopted Budget
A.21.4310.000 - Mental Health Administration								
Internal Elimination								
40691.14	Deferred Revenue Mental Health Advances	0	0	0	8,036,781	0	0	0
Total: Internal Elimination		**0**	**0**	**0**	**8,036,781**	**0**	**0**	**0**
Local Other								
41289.08	Other General Gov Income Reimbursement, Other Depts	90,424	323,628	323,628	138,483	218,599	215,378	-108,250
41620.00	Mental Health Fees Revenue	2,511,900	3,080,066	3,080,066	2,919,295	3,497,801	3,243,597	163,531
41630.01	Substance Abuse Fees Mental Health	4,981	0	0	0	0	0	0
42210.01	General Services, Other Gov General	98,000	93,000	93,000	84,752	98,000	98,000	5,000
42701.01	Refund Prior Year's Expense General	52	0	0	0	0	0	0
Total: Local Other		**2,705,357**	**3,496,694**	**3,496,694**	**3,142,530**	**3,814,400**	**3,556,975**	**60,281**
State Aid								
43489.04	Other Health Case Management Services	366,243	373,253	373,253	126,773	373,827	373,827	574
43490.01	Mental Health Program General	308,499	518,027	515,142	346,566	518,027	518,027	0
43490.02	Mental Health Program Assisted Outpatient Treatment	59,678	51,080	51,080	-12,934	51,080	51,080	0
43490.05	Mental Health Program Reinvestment Programs	710,402	906,812	908,058	408,836	917,832	985,797	78,985
43490.06	Mental Health Program Mental Retardation County	26,678	26,625	26,625	12,647	26,625	26,625	0
43490.07	Mental Health Program Alcoholism County	235,020	285,020	85,020	40,868	35,020	35,020	-250,000
43490.08	Mental Health Program Community Support	264,604	218,481	218,481	76,275	189,281	220,584	2,103
43490.13	Mental Health Program Single Point of Access	150,128	214,916	214,916	95,338	217,335	217,335	2,419
43490.15	Mental Health Program Medicaid UPL IGT Revenue	0	0	0	87,714	0	87,714	87,714
Total: State Aid		**2,121,252**	**2,594,214**	**2,392,575**	**1,182,083**	**2,329,027**	**2,516,009**	**-78,205**
Federal Aid								
44089.05	Federal Aid, Other Coronavirus Aid (CARES Act)	0	0	0	9,038	0	0	0
44389.13	Other Public Safety Comprehensive Opiod Abuse Site	0	283,278	306,835	40,383	317,085	316,196	32,918
44490.00	Mental Health Revenue	722,756	604,536	604,536	277,128	178,799	179,345	-425,191
Total: Federal Aid		**722,756**	**887,814**	**911,371**	**326,550**	**495,884**	**495,541**	**-392,273**
Total: Revenues - Mental Health Administration		**5,549,365**	**6,978,722**	**6,800,640**	**12,687,944**	**6,639,311**	**6,568,525**	**-410,197**

Departmental Expenditures Budget Report

Account Number	Description	2019 Actual Amount	2020 Adopted Budget	2020 Amended Budget	2020 Actual as of 11/15/2020	2021 Department Request	2021 Tentative Budget	2021 Tentative vs 2020 Adopted Budget
A.21.4310.000 - Mental Health Administration								
Personal Services								
71010.00	Positions Expense	2,699,257	3,158,379	3,152,289	2,288,059	3,185,406	3,184,017	25,638
71012.00	Longevity Expense	11,010	11,800	11,800	8,489	9,138	9,138	-2,662
71030.00	Part Time Expense	76,076	88,227	88,227	68,576	89,889	89,889	1,662
71050.00	Overtime Expense	36,273	66,826	62,998	36,969	69,980	50,222	-16,604
71055.00	On Call Pay Expense	4,497	15,024	14,244	2,741	6,180	6,180	-8,844
71065.00	Fatality Team Expense	0	0	0	250	0	0	0
71070.00	Shift Differential Expense	3,391	3,813	3,813	2,703	3,503	3,503	-310
Total: Personal Services		**2,830,503**	**3,344,069**	**3,333,371**	**2,407,787**	**3,364,096**	**3,342,949**	**-1,120**
Equipment and Capital Outlay								
72100.01	Machinery and Equipment Furniture and Fixtures	3,361	0	65,524	55,611	0	0	0
72100.04	Machinery and Equipment Hospital, Medical, Lab Equipment	0	0	4,106	4,106	0	0	0
72100.05	Machinery and Equipment Computer Equipment	156,882	0	6,284	3,611	0	0	0
72100.09	Machinery and Equipment Office Machines	1,214	0	0	0	0	0	0
72100.12	Machinery and Equipment Cars, Vans, Light Trucks	0	0	27,500	27,500	0	0	0
72100.14	Machinery and Equipment Miscellaneous Equipment	0	1,300	2,953	1,495	1,300	1,300	0
Total: Equipment and Capital Outlay		**161,458**	**1,300**	**106,367**	**92,323**	**1,300**	**1,300**	**0**
Contractual								
74000.03	Fees Administrative Costs	1,052	1,820	1,820	250	1,820	1,820	0
74200.02	Rents/Leases Copier Rental	3,784	5,108	5,108	3,527	4,900	4,900	-208
74250.01	Office Expenses Office Supplies	11,212	8,998	8,998	5,865	8,000	8,000	-998
74300.02	Reimbursements Routine Travel Expenses	147	450	450	70	450	450	0
74300.03	Reimbursements Travel, Mileage	26,881	32,834	32,834	9,104	33,046	33,046	212
74300.09	Reimbursements Committee Expenses	439	400	400	35	425	425	25
74375.01	Communications Advertising & Promotion	6,758	9,000	9,000	7,142	9,000	9,000	0
74375.03	Communications Telephone System	2,088	3,240	3,240	1,249	3,230	3,230	-10
74375.05	Communications Cellular Phone	8,583	9,497	9,497	8,548	7,798	7,798	-1,699
74375.06	Communications Postage, Other	7	50	50	9	50	50	0
74400.02	Miscellaneous Expenses Court Expense	39,550	29,677	29,677	13,650	29,677	29,677	0
74500.01	Contractual Expenses Contractual Expenses	545,681	810,313	625,186	327,418	589,758	589,758	-220,555

Departmental Expenditures Budget Report

Account Number	Description	2019 Actual Amount	2020 Adopted Budget	2020 Amended Budget	2020 Actual as of 11/15/2020	2021 Department Request	2021 Tentative Budget	2021 Tentative vs 2020 Adopted Budget
74500.02	Contractual Expenses Maintenance Service Contracts	58,386	160,080	168,443	92,564	101,274	101,274	-58,806
74550.17	Programs Department of Mental Hygiene	664,499	423,566	737,840	503,004	970,215	970,215	546,649
74550.99	Programs Year End Accrual	0	0	0	-46,784	0	0	0
74600.02	Professional Development Books and Subscriptions	1,976	2,250	2,250	466	2,250	2,250	0
74600.03	Professional Development Training and Education	43,343	57,275	57,275	9,889	48,775	48,775	-8,500
74600.04	Professional Development Dues and Memberships	9,524	8,913	8,913	6,772	9,720	9,720	807
74650.05	Services, Professional Audit	4,120	4,300	4,300	4,000	4,000	4,000	-300
74650.08	Services, Professional Consultants/Expert Services	515,851	760,738	742,792	354,229	645,738	645,738	-115,000
74650.11	Services, Professional Physical Exams/Testing	1,455	1,067	1,407	435	1,067	1,067	0
74675.01	Services, Central Postage	6,743	8,180	8,180	4,628	7,000	7,000	-1,180
74675.02	Services, Central Printing	4,934	3,804	3,804	2,828	3,600	3,600	-204
74675.03	Services, Central Print Shop Supplies	2,496	3,000	3,000	1,662	3,000	3,000	0
74675.05	Reimbursable MILOR	191,207	205,966	205,966	188,802	181,558	181,558	-24,408
74675.06	Services, Central Maintenance in Lieu of Rent	175,293	175,293	175,293	160,685	175,293	175,293	0
74675.07	Services, Central Information Technology Services	92,505	108,322	108,322	108,322	107,788	107,788	-534
74700.01	Services, Disposal Waste/Refuse Disposal	280	1,200	1,200	120	1,200	1,200	0
74725.03	Services, Other Medical/Hospital Services	608	3,900	3,900	50	3,900	3,900	0
74750.02	Supplies, General Supplies/Materials	6,257	2,800	2,800	-467	1,000	1,000	-1,800
74750.07	Supplies, General Pharmaceuticals	1,065	100,000	100,000	0	100,000	100,000	0
74750.11	Supplies, General Medical/Lab/Clinic Supplies	5,575	9,400	9,588	1,984	6,000	6,000	-3,400
74750.12	Supplies, General Computer Supplies	2,650	3,721	15,429	11,971	3,721	3,721	0
74750.21	Supplies, General Gas and Oil	765	1,350	1,350	328	1,350	1,350	0
74750.99	Supplies, General Year End Accrual	0	0	0	-67	0	0	0
74800.06	Supplies/Services, Maintenance Repairs and Maintenance	0	1,000	1,000	0	1,000	1,000	0
74800.10	Supplies/Services, Maintenance Miscellaneous Equip Under $500	2,210	2,500	52,094	48,788	2,500	2,500	0
74800.11	Supplies/Services, Maintenance Vehicle Maintenance	0	1,000	1,000	0	1,000	1,000	0
Total: Contractual		**2,437,923**	**2,961,012**	**3,142,406**	**1,831,076**	**3,071,103**	**3,071,103**	**110,091**
Employee Benefits								
78100.00	Retirement Expense	335,318	401,758	401,533	302,173	427,439	424,665	22,907

Departmental Expenditures Budget Report

Account Number	Description	2019 Actual Amount	2020 Adopted Budget	2020 Amended Budget	2020 Actual as of 11/15/2020	2021 Department Request	2021 Tentative Budget	2021 Tentative vs 2020 Adopted Budget
78200.00	FICA Expense	212,045	256,013	255,833	180,341	257,581	255,923	-90
78300.00	Worker's Compensation Expense	77,267	95,878	95,810	72,704	96,709	87,754	-8,124
78400.01	Insurance, Health Active Hospital/Medical Ins	537,450	669,449	663,992	493,970	710,027	679,978	10,529
78400.02	Insurance, Health Medicare Part B	26,854	27,443	27,443	15,101	28,816	36,792	9,349
78400.04	Insurance, Health Retiree Hospital/Medical Ins	265,647	281,586	281,586	241,020	295,666	289,312	7,726
78400.05	Insurance, Health HRA Employer Contribution	34,060	36,390	37,240	34,386	36,405	37,885	1,495
78400.06	Insurance, Health Health Care Waiver	2,125	2,500	7,957	7,457	3,000	2,500	0
78400.07	Insurance, Health Retiree Medicare Advantage	57,915	59,833	59,833	56,676	62,825	80,280	20,447
78400.09	Insurance, Health Retiree Healthcare Contributions	-20,994	-22,374	-22,374	-19,980	-23,493	-13,229	9,145
78400.10	Insurance, Health Retiree Med Adv Contributions	-11,259	-11,501	-11,501	-9,585	-12,077	-12,780	-1,279
78700.00	NYS Disability Expense	3,837	4,389	4,338	3,375	4,235	4,235	-154
78800.00	Flex 125 Employer Contribution Expense	23,872	23,119	23,498	23,877	22,740	22,980	-139
Total: Employee Benefits		**1,544,137**	**1,824,483**	**1,825,188**	**1,401,516**	**1,909,873**	**1,896,295**	**71,812**
Total: Expenditures - Mental Health Administration		**6,974,021**	**8,130,864**	**8,407,332**	**5,732,701**	**8,346,372**	**8,311,647**	**180,783**

Acct Code	Title	Count	2021 Tentative Budget
	Account Clerical I	5	178,608
	Account Clerical II	3	113,858
	Account Clerical III	3	123,432
	Account Clerical IV	1	46,680
	Application Specialist	1	49,292
	Behavioral Health Clinical Sprvr	1	73,683
	Clerical I	2	69,755
	Community Mental Health Aide	2	81,137
	Conf Asst-Director Mental Health	1	47,904
	Crisis Services Phone Aide	4	143,967
	Crisis Services Phone Aide p/t	5	89,889
	Crisis Services Program Manager	1	82,289
	Director Cmnty Mental Health	1	125,783
	Dpty Director Mental Health	1	88,162
	Home & Community Srvcs Sprvsr	1	71,472
	Licensed Clinician	15	809,012
	LPN - Mental Health	1	46,680
	Mntl Hlth Services Fiscal Admin	1	76,727
	RN - Mental Health	1	55,011
	Senior Licensed Clinician	4	257,644
	Senior RN - Mental Health	1	63,397
	Sr Crisis Services Phone Aide	1	41,491
	Staff Social Worker	6	388,475
	Supervising Social Worker	2	149,558
A.21.4310.000 Total		**64**	**3,273,906**

Departmental Revenues Budget Report

Account Number	Description	2019 Actual Amount	2020 Adopted Budget	2020 Amended Budget	2020 Actual as of 11/15/2020	2021 Department Request	2021 Tentative Budget	2021 Tentative vs 2020 Adopted Budget
A.21.4322.409 - Community Disaster Crisis Prgm								
State Aid								
43389.04	Other Public Safety State Emergency Mgmt Office	0	33,647	33,647	33,647	33,647	33,647	0
Total: State Aid		**0**	**33,647**	**33,647**	**33,647**	**33,647**	**33,647**	**0**
Total: Revenues - Community Disaster Crisis Prgm		**0**	**33,647**	**33,647**	**33,647**	**33,647**	**33,647**	**0**

Departmental Expenditures Budget Report

Account Number	Description	2019 Actual Amount	2020 Adopted Budget	2020 Amended Budget	2020 Actual as of 11/15/2020	2021 Department Request	2021 Tentative Budget	2021 Tentative vs 2020 Adopted Budget
A.21.4322.409 - Community Disaster Crisis Prgm								
Contractual								
74500.01	Contractual Expenses Contractual Expenses	0	32,000	32,000	0	32,000	32,000	0
74600.03	Professional Development Training and Education	0	1,647	1,647	0	1,647	1,647	0
Total: Contractual		**0**	**33,647**	**33,647**	**0**	**33,647**	**33,647**	**0**
Total: Expenditures - Community Disaster Crisis Prgm		**0**	**33,647**	**33,647**	**0**	**33,647**	**33,647**	**0**

Departmental Expenditures Budget Report

Account Number	Description	2019 Actual Amount	2020 Adopted Budget	2020 Amended Budget	2020 Actual as of 11/15/2020	2021 Department Request	2021 Tentative Budget	2021 Tentative vs 2020 Adopted Budget
A.21.4322.410 - N.F.Community Mental Health								
Contractual								
74500.01	Contractual Expenses Contractual Expenses	0	3,300	3,300	0	3,300	3,300	0
Total: Contractual		**0**	**3,300**	**3,300**	**0**	**3,300**	**3,300**	**0**
Total: Expenditures - N.F.Community Mental Health		**0**	**3,300**	**3,300**	**0**	**3,300**	**3,300**	**0**

Departmental Revenues Budget Report

Account Number	Description	2019 Actual Amount	2020 Adopted Budget	2020 Amended Budget	2020 Actual as of 11/15/2020	2021 Department Request	2021 Tentative Budget	2021 Tentative vs 2020 Adopted Budget
A.21.4322.412 - Mental Health Association								
State Aid								
43490.09	Mental Health Program Mental Health Agency	66,667	66,667	68,664	48,276	68,664	68,664	1,997
Total: State Aid		**66,667**	**66,667**	**68,664**	**48,276**	**68,664**	**68,664**	**1,997**
Total: Revenues - Mental Health Association		**66,667**	**66,667**	**68,664**	**48,276**	**68,664**	**68,664**	**1,997**

Departmental Expenditures Budget Report

Account Number	Description	2019 Actual Amount	2020 Adopted Budget	2020 Amended Budget	2020 Actual as of 11/15/2020	2021 Department Request	2021 Tentative Budget	2021 Tentative vs 2020 Adopted Budget
A.21.4322.412 - Mental Health Association								
Contractual								
74500.01	Contractual Expenses Contractual Expenses	102,366	102,366	104,363	97,708	104,363	104,363	1,997
Total: Contractual		**102,366**	**102,366**	**104,363**	**97,708**	**104,363**	**104,363**	**1,997**
Total: Expenditures - Mental Health Association		**102,366**	**102,366**	**104,363**	**97,708**	**104,363**	**104,363**	**1,997**

Departmental Revenues Budget Report

Account Number	Description	2019 Actual Amount	2020 Adopted Budget	2020 Amended Budget	2020 Actual as of 11/15/2020	2021 Department Request	2021 Tentative Budget	2021 Tentative vs 2020 Adopted Budget
A.21.4322.413 - WNYILC (Frmly FH Acct)								
State Aid								
43490.12	Mental Health Program NYS Division of Alcoholism	146,444	146,444	148,947	103,527	148,947	148,947	2,503
Total: State Aid		**146,444**	**146,444**	**148,947**	**103,527**	**148,947**	**148,947**	**2,503**
Total: Revenues - WNYILC (Frmly FH Acct)		**146,444**	**146,444**	**148,947**	**103,527**	**148,947**	**148,947**	**2,503**

Departmental Expenditures Budget Report

Account Number	Description	2019 Actual Amount	2020 Adopted Budget	2020 Amended Budget	2020 Actual as of 11/15/2020	2021 Department Request	2021 Tentative Budget	2021 Tentative vs 2020 Adopted Budget
A.21.4322.413 - WNYILC (Frmly FH Acct)								
Contractual								
74500.01	Contractual Expenses Contractual Expenses	146,444	146,444	148,947	134,025	148,947	148,947	2,503
Total: Contractual		**146,444**	**146,444**	**148,947**	**134,025**	**148,947**	**148,947**	**2,503**
Total: Expenditures - WNYILC (Frmly FH Acct)		**146,444**	**146,444**	**148,947**	**134,025**	**148,947**	**148,947**	**2,503**

Departmental Revenues Budget Report

Account Number	Description	2019 Actual Amount	2020 Adopted Budget	2020 Amended Budget	2020 Actual as of 11/15/2020	2021 Department Request	2021 Tentative Budget	2021 Tentative vs 2020 Adopted Budget
A.21.4322.414 - North Pointe Council								
State Aid								
43490.10	Mental Health Program Alcoholism Agencies	1,483,395	2,226,174	2,226,174	1,487,806	2,112,836	2,112,836	-113,338
Total: State Aid		**1,483,395**	**2,226,174**	**2,226,174**	**1,487,806**	**2,112,836**	**2,112,836**	**-113,338**
Federal Aid								
44490.00	Mental Health Revenue	742,779	0	0	0	0	0	0
Total: Federal Aid		**742,779**	**0**	**0**	**0**	**0**	**0**	**0**
Total: Revenues - North Pointe Council		**2,226,174**	**2,226,174**	**2,226,174**	**1,487,806**	**2,112,836**	**2,112,836**	**-113,338**

Departmental Expenditures Budget Report

Account Number	Description	2019 Actual Amount	2020 Adopted Budget	2020 Amended Budget	2020 Actual as of 11/15/2020	2021 Department Request	2021 Tentative Budget	2021 Tentative vs 2020 Adopted Budget
A.21.4322.414 - North Pointe Council								
Contractual								
74500.01	Contractual Expenses Contractual Expenses	712,979	0	0	0	0	0	0
74550.08	Programs Alcoholism Services	1,638,557	2,351,546	2,351,546	2,026,926	2,238,208	2,238,208	-113,338
Total: Contractual		**2,351,536**	**2,351,546**	**2,351,546**	**2,026,926**	**2,238,208**	**2,238,208**	**-113,338**
Total: Expenditures - North Pointe Council		**2,351,536**	**2,351,546**	**2,351,546**	**2,026,926**	**2,238,208**	**2,238,208**	**-113,338**

Departmental Revenues Budget Report

Account Number	Description	2019 Actual Amount	2020 Adopted Budget	2020 Amended Budget	2020 Actual as of 11/15/2020	2021 Department Request	2021 Tentative Budget	2021 Tentative vs 2020 Adopted Budget
A.21.4322.424 - Cazenovia Recovery								
State Aid								
43490.10	Mental Health Program Alcoholism Agencies	1,476,341	1,470,841	1,503,444	1,052,440	1,503,444	1,503,444	32,603
Total: State Aid		**1,476,341**	**1,470,841**	**1,503,444**	**1,052,440**	**1,503,444**	**1,503,444**	**32,603**
Total: Revenues - Cazenovia Recovery		**1,476,341**	**1,470,841**	**1,503,444**	**1,052,440**	**1,503,444**	**1,503,444**	**32,603**

Departmental Expenditures Budget Report

Account Number	Description	2019 Actual Amount	2020 Adopted Budget	2020 Amended Budget	2020 Actual as of 11/15/2020	2021 Department Request	2021 Tentative Budget	2021 Tentative vs 2020 Adopted Budget
A.21.4322.424 - Cazenovia Recovery								
Contractual								
74550.08	Programs Alcoholism Services	1,484,891	1,479,391	1,511,994	891,687	1,511,994	1,511,994	32,603
Total: Contractual		**1,484,891**	**1,479,391**	**1,511,994**	**891,687**	**1,511,994**	**1,511,994**	**32,603**
Total: Expenditures - Cazenovia Recovery		**1,484,891**	**1,479,391**	**1,511,994**	**891,687**	**1,511,994**	**1,511,994**	**32,603**

Departmental Revenues Budget Report

Account Number	Description	2019 Actual Amount	2020 Adopted Budget	2020 Amended Budget	2020 Actual as of 11/15/2020	2021 Department Request	2021 Tentative Budget	2021 Tentative vs 2020 Adopted Budget
A.21.4322.425 - Best Self Behavioral Health								
State Aid								
43490.10	Mental Health Program Alcoholism Agencies	0	0	200,000	140,000	200,000	200,000	200,000
Total: State Aid		**0**	**0**	**200,000**	**140,000**	**200,000**	**200,000**	**200,000**
Total: Revenues - Best Self Behavioral Health		**0**	**0**	**200,000**	**140,000**	**200,000**	**200,000**	**200,000**

County of Niagara

2021 Tentative Budget

Departmental Expenditures Budget Report

Account Number	Description	2019 Actual Amount	2020 Adopted Budget	2020 Amended Budget	2020 Actual as of 11/15/2020	2021 Department Request	2021 Tentative Budget	2021 Tentative vs 2020 Adopted Budget
A.21.4322.425 - Best Self Behavioral Health								
Contractual								
74500.01	Contractual Expenses Contractual Expenses	0	0	200,000	140,000	200,000	200,000	200,000
Total: Contractual		**0**	**0**	**200,000**	**140,000**	**200,000**	**200,000**	**200,000**
Total: Expenditures - Best Self Behavioral Health		**0**	**0**	**200,000**	**140,000**	**200,000**	**200,000**	**200,000**

County of Niagara

2021 Tentative Budget

Departmental Expenditures Budget Report

Account Number	Description	2019 Actual Amount	2020 Adopted Budget	2020 Amended Budget	2020 Actual as of 11/15/2020	2021 Department Request	2021 Tentative Budget	2021 Tentative vs 2020 Adopted Budget
A.11.5630.000 - Bus Operations								
Contractual								
74550.27	Programs NFTA Bus Operation	442,800	442,800	442,800	398,520	442,800	442,800	0
Total: Contractual		**442,800**	**442,800**	**442,800**	**398,520**	**442,800**	**442,800**	**0**
Total: Expenditures - Bus Operations		**442,800**	**442,800**	**442,800**	**398,520**	**442,800**	**442,800**	**0**

Departmental Revenues Budget Report

A.22.6010.000 - Social Services Administration

Account Number	Description	2019 Actual Amount	2020 Adopted Budget	2020 Amended Budget	2020 Actual as of 11/15/2020	2021 Department Request	2021 Tentative Budget	2021 Tentative vs 2020 Adopted Budget
Internal Elimination								
40899.01	Internal Account DSS Deposits	0	0	0	2,258,280	0	0	0
Total: Internal Elimination		**0**	**0**	**0**	**2,258,280**	**0**	**0**	**0**
Local Other								
41289.09	Other General Gov Income Salary Reimbursement	14,510	15,000	15,000	3,708	15,000	15,000	0
41750.00	Bus Operations Revenue	23,926	51,000	0	0	0	0	-51,000
41811.01	Incentive Earnings General	110,947	235,000	235,000	186,439	235,000	235,000	0
41811.02	Incentive Earnings Food Stamps	35,510	25,000	25,000	23,034	25,000	25,000	0
41894.01	Social Services Charges DSS Administration	29,310	35,000	35,000	13,379	35,000	35,000	0
42701.01	Refund Prior Year's Expense General	17,268	20,000	20,000	18,608	20,000	20,000	0
42770.01	Unclassified (Specify) Other Unclassified Revenues	64,943	66,500	66,500	34,028	66,500	66,500	0
Total: Local Other		**296,415**	**447,500**	**396,500**	**279,196**	**396,500**	**396,500**	**-51,000**
State Aid								
43589.04	Other Transportation Rural Transportation Grant	320,626	242,000	0	0	0	0	-242,000
43610.01	DSS Administration General	5,897,203	9,009,600	9,842,347	2,319,428	7,575,000	7,444,000	-1,565,600
Total: State Aid		**6,217,829**	**9,251,600**	**9,842,347**	**2,319,428**	**7,575,000**	**7,444,000**	**-1,807,600**
Federal Aid								
44589.01	Other Transportation Rural Transportation Grant	0	110,000	0	0	0	0	-110,000
44610.00	DSS Administration Revenue	14,427,204	16,561,870	17,225,954	7,998,367	16,575,000	16,220,000	-341,870
44611.00	Food Stamps Revenue	3,031,251	3,757,310	3,757,310	1,408,438	3,757,310	3,679,810	-77,500
Total: Federal Aid		**17,458,455**	**20,429,180**	**20,983,264**	**9,406,805**	**20,332,310**	**19,899,810**	**-529,370**
Total: Revenues - Social Services Administration		**23,972,699**	**30,128,280**	**31,222,111**	**14,263,709**	**28,303,810**	**27,740,310**	**-2,387,970**

Departmental Expenditures Budget Report

Account Number	Description	2019 Actual Amount	2020 Adopted Budget	2020 Amended Budget	2020 Actual as of 11/15/2020	2021 Department Request	2021 Tentative Budget	2021 Tentative vs 2020 Adopted Budget
A.22.6010.000 - Social Services Administration								
Personal Services								
71010.00	Positions Expense	17,189,333	18,663,539	18,520,940	14,010,741	18,913,526	18,785,416	121,877
71012.00	Longevity Expense	112,806	118,656	118,656	96,104	119,567	115,392	-3,264
71030.00	Part Time Expense	321,621	328,055	328,055	170,679	334,614	334,614	6,559
71050.00	Overtime Expense	349,465	209,906	209,906	132,697	198,278	198,278	-11,628
71060.00	Beeper Pay Expense	52,888	52,884	52,884	45,646	55,025	55,025	2,141
71065.00	Fatality Team Expense	0	0	8,000	0	0	8,000	8,000
Total: Personal Services		**18,026,112**	**19,373,040**	**19,238,441**	**14,455,867**	**19,621,010**	**19,496,725**	**123,685**
Equipment and Capital Outlay								
72100.04	Machinery and Equipment Hospital, Medical, Lab Equipment	0	0	4,116	4,116	0	0	0
72100.05	Machinery and Equipment Computer Equipment	123,405	58,100	58,100	6,184	54,500	54,500	-3,600
72100.09	Machinery and Equipment Office Machines	5,557	0	12,137	12,137	0	0	0
72100.11	Machinery and Equipment Other Vehicles	0	0	403,612	403,612	0	0	0
72100.12	Machinery and Equipment Cars, Vans, Light Trucks	73,694	52,000	55,000	0	27,500	27,500	-24,500
Total: Equipment and Capital Outlay		**202,656**	**110,100**	**532,965**	**426,049**	**82,000**	**82,000**	**-28,100**
Contractual								
74000.03	Fees Administrative Costs	61,419	50,000	55,000	47,747	50,000	50,000	0
74200.02	Rents/Leases Copier Rental	62,461	65,000	65,000	51,055	65,000	65,000	0
74250.01	Office Expenses Office Supplies	29,979	25,000	25,000	13,278	25,000	25,000	0
74250.03	Office Expenses Printing/Duplicating	1,609	7,000	7,000	3,078	7,000	7,000	0
74250.05	Office Expenses Computer Forms/Checks	836	1,200	2,235	2,230	1,200	1,200	0
74300.01	Reimbursements Travel, Conference	13,715	19,050	19,050	2,738	10,950	10,950	-8,100
74300.02	Reimbursements Routine Travel Expenses	4,561	3,000	3,000	988	3,000	3,000	0
74300.03	Reimbursements Travel, Mileage	135,519	129,710	129,710	61,337	124,580	124,580	-5,130
74350.02	Legal Expenses Legal Services	121,228	120,000	120,000	63,847	120,000	120,000	0
74375.01	Communications Advertising & Promotion	3,426	5,000	1,500	0	1,500	1,500	-3,500
74375.03	Communications Telephone System	15,684	16,000	16,000	7,487	16,000	16,000	0
74375.05	Communications Cellular Phone	39,589	53,970	53,970	40,932	56,652	56,652	2,682
74375.06	Communications Postage, Other	130,665	138,000	138,000	110,295	135,000	135,000	-3,000
74400.01	Miscellaneous Expenses Vital Statistics	1,841	1,500	1,500	875	1,500	1,500	0

Departmental Expenditures Budget Report

Account Number	Description	2019 Actual Amount	2020 Adopted Budget	2020 Amended Budget	2020 Actual as of 11/15/2020	2021 Department Request	2021 Tentative Budget	2021 Tentative vs 2020 Adopted Budget
74450.04	Special Activities D.A. Contract	129,517	136,347	136,347	0	147,373	147,373	11,026
74500.01	Contractual Expenses Contractual Expenses	3,017,759	2,002,046	3,498,877	2,188,199	1,973,250	1,973,250	-28,796
74500.02	Contractual Expenses Maintenance Service Contracts	54,306	73,088	73,088	54,922	73,630	73,630	542
74550.03	Programs Independent Living Skills	9,000	9,000	9,000	5,778	9,000	9,000	0
74550.10	Programs Welfare Fraud Services	306,142	326,188	326,188	218,125	341,463	341,463	15,275
74550.13	Programs Niagara Falls Coach Lines	505,421	536,250	0	0	0	0	-536,250
74550.23	Programs Food Stamp Program	7,712	20,000	20,000	185	15,000	15,000	-5,000
74550.24	Programs Domestic Violence	101,501	105,000	105,000	76,126	105,000	105,000	0
74550.43	Programs Food Bank	0	12,600	12,600	0	0	0	-12,600
74600.02	Professional Development Books and Subscriptions	13,718	14,000	14,000	10,707	14,000	14,000	0
74600.03	Professional Development Training and Education	75,110	90,000	81,683	37,106	90,000	90,000	0
74600.04	Professional Development Dues and Memberships	5,680	5,700	5,866	5,846	6,040	6,040	340
74650.06	Services, Professional Cost Allocation Plan	8,000	8,000	8,000	8,000	8,000	8,000	0
74650.09	Services, Professional Transport Expense	1,324	1,500	1,500	582	1,500	1,500	0
74650.10	Services, Professional Security	568,990	607,790	607,790	475,563	702,104	694,561	86,771
74650.11	Services, Professional Physical Exams/Testing	4,600	6,000	6,000	1,549	5,000	5,000	-1,000
74675.01	Services, Central Postage	4	100	100	4	50	50	-50
74675.02	Services, Central Printing	44,005	42,000	42,000	31,399	42,000	42,000	0
74675.03	Services, Central Print Shop Supplies	25,383	23,000	23,000	17,550	23,000	23,000	0
74675.06	Services, Central Maintenance in Lieu of Rent	1,859,985	1,903,954	1,903,954	1,745,291	1,782,063	1,782,063	-121,891
74675.07	Services, Central Information Technology Services	416,120	414,958	414,958	414,958	412,128	412,128	-2,830
74725.02	Services, Other Laboratory Services	14,186	19,000	19,000	4,715	16,000	16,000	-3,000
74750.21	Supplies, General Gas and Oil	15,005	21,115	21,115	10,434	19,475	19,475	-1,640
74800.01	Supplies/Services, Maintenance Communication Supplies/Service	1,575	2,000	2,300	2,045	2,000	2,000	0
74800.06	Supplies/Services, Maintenance Repairs and Maintenance	2,620	1,000	1,000	836	1,000	1,000	0
74800.10	Supplies/Services, Maintenance Miscellaneous Equip Under $500	33,532	30,000	30,374	22,865	30,000	30,000	0
74800.11	Supplies/Services, Maintenance Vehicle Maintenance	8,071	9,000	9,000	3,464	9,000	9,000	0
Total: Contractual		**7,851,798**	**7,054,066**	**8,009,705**	**5,742,134**	**6,445,458**	**6,437,915**	**-616,151**

Departmental Expenditures Budget Report

Account Number	Description	2019 Actual Amount	2020 Adopted Budget	2020 Amended Budget	2020 Actual as of 11/15/2020	2021 Department Request	2021 Tentative Budget	2021 Tentative vs 2020 Adopted Budget
Employee Benefits								
78100.00	Retirement Expense	2,427,560	2,634,727	2,634,727	2,053,156	2,881,844	2,847,561	212,834
78200.00	FICA Expense	1,350,150	1,483,356	1,483,356	1,080,216	1,502,390	1,492,884	9,528
78300.00	Worker's Compensation Expense	495,312	557,935	557,935	436,446	565,063	512,792	-45,143
78400.01	Insurance, Health Active Hospital/Medical Ins	4,475,723	5,129,135	5,129,135	4,111,219	5,320,750	4,868,730	-260,405
78400.02	Insurance, Health Medicare Part B	387,408	395,554	395,554	209,541	415,332	498,532	102,978
78400.04	Insurance, Health Retiree Hospital/Medical Ins	3,898,916	4,141,981	4,141,981	3,328,021	4,349,081	3,865,449	-276,532
78400.05	Insurance, Health HRA Employer Contribution	270,910	271,530	271,955	254,862	268,540	268,540	-2,990
78400.06	Insurance, Health Health Care Waiver	21,011	17,000	21,325	21,325	18,000	18,000	1,000
78400.07	Insurance, Health Retiree Medicare Advantage	536,685	566,496	566,496	518,631	594,821	667,224	100,728
78400.09	Insurance, Health Retiree Healthcare Contributions	-115,162	-122,311	-122,311	-92,899	-128,427	-108,486	13,825
78400.10	Insurance, Health Retiree Med Adv Contributions	-78,947	-84,736	-84,736	-70,908	-88,973	-90,749	-6,013
78700.00	NYS Disability Expense	29,266	30,756	30,756	25,685	30,756	30,603	-153
78800.00	Flex 125 Employer Contribution Expense	168,783	160,886	165,886	165,813	160,507	162,201	1,315
Total: Employee Benefits		**13,867,616**	**15,182,309**	**15,192,059**	**12,041,110**	**15,889,684**	**15,033,281**	**-149,028**
Total: Expenditures - Social Services Administration		**39,948,182**	**41,719,515**	**42,973,170**	**32,665,160**	**42,038,152**	**41,049,921**	**-669,594**

Acct Code	Title	Count	2021 Tentative Budget
	Account Clerical I	12	440,987
	Account Clerical II	3	115,667
	Account Clerical III	5	200,458
	Account Clerical IV	2	93,360
	AsstSocServAtty p/t	7	334,614
	AsstSSAtty F/T	3	193,314
	Case Manager (Social Services)	2	109,474
	Case Supervisor-Grade B	13	792,646
	Caseworker	78	4,101,552
	Chief Social Services Worker	1	64,475
	Clerical I	55	1,898,313
	Clerical II	12	441,105
	Clerical III	4	155,825
	CommSocServ	1	93,275
	Community Services Aide	3	100,997
	Courier - Inventory Clerk	1	38,860
	Deputy Dir of Social Services	1	68,108
	Deputy Director of Eligibility	1	68,108
	Director Administrative Srvcs	1	87,828
	Director of Eligibility	1	80,097
	Director of Social Services	1	87,828
	Dpty Commissioner Social Srvcs	1	78,058
	Employment Case Manager	8	431,757
	Employment Specialist	3	133,719
	Energy Assistance Worker	3	108,360
	Energy Assistance Worker-Temp	10	164,890
	Home Management Worker	7	246,333
	Job Developer	1	59,670
	Micro Computer Coordinator	2	84,422
	Payroll Clerk	2	74,998
	Princ Scl Srvcs Wrkr (Support)	2	109,474
	Principal Social Srvcs Worker	8	423,444
	Senior Caseworker Total	12	714,450

Acct Code	Title	Count	2021 Tentative Budget
	Senior Employment Case Manager	2	119,340
	Senior Payroll Clerk	1	41,144
	Senior Scl Srvcs Wrk (Support)	2	93,360
	Social Services Admin Specialist	1	62,575
	Social Services Systems Coord	1	67,179
	Social Services Worker	119	4,952,313
	SocServAtty F/T	1	87,828
	Spcl Asst Medicaid Prvdr Fraud	1	109,343
	Sr Social Services Worker	26	1,202,772
	Staff Development Coordinator	1	54,097
	Transportation Project Coord.	1	64,164
	Work Experience Program Aide	2	69,449
A.22.6010.000 Total		**424**	**19,120,030**

County of Niagara

2021 Tentative Budget

Departmental Revenues Budget Report

Account Number	Description	2019 Actual Amount	2020 Adopted Budget	2020 Amended Budget	2020 Actual as of 11/15/2020	2021 Department Request	2021 Tentative Budget	2021 Tentative vs 2020 Adopted Budget
A.22.6055.000 - Day Care								
Local Other								
41855.00	Repayment of Day Care Revenue	880	2,000	2,000	0	1,000	1,000	-1,000
Total: Local Other		**880**	**2,000**	**2,000**	**0**	**1,000**	**1,000**	**-1,000**
State Aid								
43655.00	Day Care Revenue	164,461	250,000	250,000	37,234	250,000	250,000	0
Total: State Aid		**164,461**	**250,000**	**250,000**	**37,234**	**250,000**	**250,000**	**0**
Federal Aid								
44689.00	Other Social Services Day Care	1,840,033	2,584,000	2,584,000	631,209	2,984,580	2,984,580	400,580
Total: Federal Aid		**1,840,033**	**2,584,000**	**2,584,000**	**631,209**	**2,984,580**	**2,984,580**	**400,580**
Total: Revenues - Day Care		**2,005,374**	**2,836,000**	**2,836,000**	**668,443**	**3,235,580**	**3,235,580**	**399,580**

County of Niagara

2021 Tentative Budget

Departmental Expenditures Budget Report

Account Number	Description	2019 Actual Amount	2020 Adopted Budget	2020 Amended Budget	2020 Actual as of 11/15/2020	2021 Department Request	2021 Tentative Budget	2021 Tentative vs 2020 Adopted Budget
A.22.6055.000 - Day Care								
Contractual								
74500.01	Contractual Expenses Contractual Expenses	2,611,649	3,200,000	3,200,000	1,514,623	3,600,000	3,600,000	400,000
Total: Contractual		**2,611,649**	**3,200,000**	**3,200,000**	**1,514,623**	**3,600,000**	**3,600,000**	**400,000**
Total: Expenditures - Day Care		**2,611,649**	**3,200,000**	**3,200,000**	**1,514,623**	**3,600,000**	**3,600,000**	**400,000**

County of Niagara

2021 Tentative Budget

Departmental Revenues Budget Report

Account Number	Description	2019 Actual Amount	2020 Adopted Budget	2020 Amended Budget	2020 Actual as of 11/15/2020	2021 Department Request	2021 Tentative Budget	2021 Tentative vs 2020 Adopted Budget
A.22.6070.000 - Services for Recipients								
Local Other								
41870.00	Repay of Svcs for Recipients Revenue	2,472	0	0	4,440	0	0	0
Total: Local Other		**2,472**	**0**	**0**	**4,440**	**0**	**0**	**0**
Federal Aid								
44670.00	Services for Recipients Revenue	2,692,681	2,200,000	2,200,000	-240,966	2,200,000	2,200,000	0
Total: Federal Aid		**2,692,681**	**2,200,000**	**2,200,000**	**-240,966**	**2,200,000**	**2,200,000**	**0**
Total: Revenues - Services for Recipients		**2,695,153**	**2,200,000**	**2,200,000**	**-236,527**	**2,200,000**	**2,200,000**	**0**

Departmental Expenditures Budget Report

Account Number	Description	2019 Actual Amount	2020 Adopted Budget	2020 Amended Budget	2020 Actual as of 11/15/2020	2021 Department Request	2021 Tentative Budget	2021 Tentative vs 2020 Adopted Budget
A.22.6070.000 - Services for Recipients								
Contractual								
74500.01	Contractual Expenses Contractual Expenses	2,692,681	2,200,000	3,000,000	2,836,154	2,200,000	2,200,000	0
Total: Contractual		**2,692,681**	**2,200,000**	**3,000,000**	**2,836,154**	**2,200,000**	**2,200,000**	**0**
Total: Expenditures - Services for Recipients		**2,692,681**	**2,200,000**	**3,000,000**	**2,836,154**	**2,200,000**	**2,200,000**	**0**

Departmental Revenues Budget Report

Account Number	Description	2019 Actual Amount	2020 Adopted Budget	2020 Amended Budget	2020 Actual as of 11/15/2020	2021 Department Request	2021 Tentative Budget	2021 Tentative vs 2020 Adopted Budget
A.22.6101.000 - Medical Assistance								
Local Other								
41801.00	Repayment of Medical Assistance Revenue	1,225,992	1,250,000	1,250,000	528,838	1,250,000	1,250,000	0
Total: Local Other		**1,225,992**	**1,250,000**	**1,250,000**	**528,838**	**1,250,000**	**1,250,000**	**0**
State Aid								
43601.00	Medical Assistance Revenue	-678,037	-735,000	-735,000	-270,948	-705,000	-705,000	30,000
Total: State Aid		**-678,037**	**-735,000**	**-735,000**	**-270,948**	**-705,000**	**-705,000**	**30,000**
Federal Aid								
44601.00	Medical Assistance Revenue	-557,279	-490,000	-490,000	-199,015	-495,000	-495,000	-5,000
Total: Federal Aid		**-557,279**	**-490,000**	**-490,000**	**-199,015**	**-495,000**	**-495,000**	**-5,000**
Total: Revenues - Medical Assistance		**-9,324**	**25,000**	**25,000**	**58,875**	**50,000**	**50,000**	**25,000**

County of Niagara

2021 Tentative Budget

Departmental Expenditures Budget Report

Account Number	Description	2019 Actual Amount	2020 Adopted Budget	2020 Amended Budget	2020 Actual as of 11/15/2020	2021 Department Request	2021 Tentative Budget	2021 Tentative vs 2020 Adopted Budget
A.22.6101.000 - Medical Assistance								
Contractual								
74500.01	Contractual Expenses Contractual Expenses	0	25,000	25,000	14,590	50,000	50,000	25,000
Total: Contractual		**0**	**25,000**	**25,000**	**14,590**	**50,000**	**50,000**	**25,000**
Total: Expenditures - Medical Assistance		**0**	**25,000**	**25,000**	**14,590**	**50,000**	**50,000**	**25,000**

Departmental Expenditures Budget Report

Account Number	Description	2019 Actual Amount	2020 Adopted Budget	2020 Amended Budget	2020 Actual as of 11/15/2020	2021 Department Request	2021 Tentative Budget	2021 Tentative vs 2020 Adopted Budget
A.22.6102.000 - Medical Assistance MMIS								
Contractual								
74500.01	Contractual Expenses Contractual Expenses	44,232,210	43,397,640	42,848,482	35,300,310	40,910,611	41,060,611	-2,337,029
74500.07	Contractual Expenses Medicaid UPL IGT Expense	0	0	43,858	43,857	0	43,858	43,858
Total: Contractual		**44,232,210**	**43,397,640**	**42,892,340**	**35,344,167**	**40,910,611**	**41,104,469**	**-2,293,171**
Total: Expenditures - Medical Assistance MMIS		**44,232,210**	**43,397,640**	**42,892,340**	**35,344,167**	**40,910,611**	**41,104,469**	**-2,293,171**

County of Niagara

2021 Tentative Budget

Departmental Revenues Budget Report

Account Number	Description	2019 Actual Amount	2020 Adopted Budget	2020 Amended Budget	2020 Actual as of 11/15/2020	2021 Department Request	2021 Tentative Budget	2021 Tentative vs 2020 Adopted Budget
A.22.6109.000 - Family Assistance								
Local Other								
41809.01	Repayment of Family Assistance General	1,521,295	1,650,000	1,650,000	2,087,958	1,600,000	1,600,000	-50,000
41809.02	Repayment of Family Assistance ADC Other Sources	238,424	325,000	325,000	119,328	275,000	275,000	-50,000
Total: Local Other		**1,759,718**	**1,975,000**	**1,975,000**	**2,207,285**	**1,875,000**	**1,875,000**	**-100,000**
State Aid								
43609.00	Family Assistance Revenue	-375,154	5,000	5,000	590	4,000	4,000	-1,000
Total: State Aid		**-375,154**	**5,000**	**5,000**	**590**	**4,000**	**4,000**	**-1,000**
Federal Aid								
44609.00	Family Assistance Revenue	6,575,790	9,270,000	9,270,000	2,671,841	9,270,000	9,270,000	0
Total: Federal Aid		**6,575,790**	**9,270,000**	**9,270,000**	**2,671,841**	**9,270,000**	**9,270,000**	**0**
Total: Revenues - Family Assistance		**7,960,354**	**11,250,000**	**11,250,000**	**4,879,716**	**11,149,000**	**11,149,000**	**-101,000**

County of Niagara

2021 Tentative Budget

Departmental Expenditures Budget Report

Account Number	Description	2019 Actual Amount	2020 Adopted Budget	2020 Amended Budget	2020 Actual as of 11/15/2020	2021 Department Request	2021 Tentative Budget	2021 Tentative vs 2020 Adopted Budget
A.22.6109.000 - Family Assistance								
Contractual								
74500.01	Contractual Expenses Contractual Expenses	6,508,950	10,450,000	10,450,000	5,479,907	10,450,000	10,450,000	0
Total: Contractual		**6,508,950**	**10,450,000**	**10,450,000**	**5,479,907**	**10,450,000**	**10,450,000**	**0**
Total: Expenditures - Family Assistance		**6,508,950**	**10,450,000**	**10,450,000**	**5,479,907**	**10,450,000**	**10,450,000**	**0**

County of Niagara

2021 Tentative Budget

Departmental Revenues Budget Report

Account Number	Description	2019 Actual Amount	2020 Adopted Budget	2020 Amended Budget	2020 Actual as of 11/15/2020	2021 Department Request	2021 Tentative Budget	2021 Tentative vs 2020 Adopted Budget
A.22.6119.000 - Foster Care								
Local Other								
41819.00	Repayment of Child Care Revenue	121,628	150,000	150,000	157,412	145,000	145,000	-5,000
Total: Local Other		**121,628**	**150,000**	**150,000**	**157,412**	**145,000**	**145,000**	**-5,000**
State Aid								
43619.01	Child Care Foster Care	3,197,508	3,575,000	3,575,000	2,561,624	2,860,000	2,860,000	-715,000
Total: State Aid		**3,197,508**	**3,575,000**	**3,575,000**	**2,561,624**	**2,860,000**	**2,860,000**	**-715,000**
Federal Aid								
44619.01	Child Care Foster Care	3,427,574	3,550,000	3,550,000	2,071,100	3,550,000	3,550,000	0
Total: Federal Aid		**3,427,574**	**3,550,000**	**3,550,000**	**2,071,100**	**3,550,000**	**3,550,000**	**0**
Total: Revenues - Foster Care		**6,746,710**	**7,275,000**	**7,275,000**	**4,790,136**	**6,555,000**	**6,555,000**	**-720,000**

County of Niagara

2021 Tentative Budget

Departmental Expenditures Budget Report

Account Number	Description	2019 Actual Amount	2020 Adopted Budget	2020 Amended Budget	2020 Actual as of 11/15/2020	2021 Department Request	2021 Tentative Budget	2021 Tentative vs 2020 Adopted Budget
A.22.6119.000 - Foster Care								
Contractual								
74500.01	Contractual Expenses Contractual Expenses	9,917,834	9,800,000	11,050,000	10,635,508	9,800,000	9,800,000	0
Total: Contractual		**9,917,834**	**9,800,000**	**11,050,000**	**10,635,508**	**9,800,000**	**9,800,000**	**0**
Total: Expenditures - Foster Care		**9,917,834**	**9,800,000**	**11,050,000**	**10,635,508**	**9,800,000**	**9,800,000**	**0**

Departmental Revenues Budget Report

Account Number	Description	2019 Actual Amount	2020 Adopted Budget	2020 Amended Budget	2020 Actual as of 11/15/2020	2021 Department Request	2021 Tentative Budget	2021 Tentative vs 2020 Adopted Budget
A.22.6119.600 - Educ.Handicapped Children								
State Aid								
43619.02	Child Care Education Handicapped Children	29,406	100,000	100,000	28,953	75,808	75,808	-24,192
Total: State Aid		**29,406**	**100,000**	**100,000**	**28,953**	**75,808**	**75,808**	**-24,192**
Total: Revenues - Educ.Handicapped Children		**29,406**	**100,000**	**100,000**	**28,953**	**75,808**	**75,808**	**-24,192**

County of Niagara

2021 Tentative Budget

Departmental Expenditures Budget Report

Account Number	Description	2019 Actual Amount	2020 Adopted Budget	2020 Amended Budget	2020 Actual as of 11/15/2020	2021 Department Request	2021 Tentative Budget	2021 Tentative vs 2020 Adopted Budget
A.22.6119.600 - Educ.Handicapped Children								
Contractual								
74550.09	Programs Education Handicapped Children	63,842	200,000	200,000	146,175	206,000	206,000	6,000
Total: Contractual		**63,842**	**200,000**	**200,000**	**146,175**	**206,000**	**206,000**	**6,000**
Total: Expenditures - Educ.Handicapped Children		**63,842**	**200,000**	**200,000**	**146,175**	**206,000**	**206,000**	**6,000**

County of Niagara

2021 Tentative Budget

Departmental Revenues Budget Report

Account Number	Description	2019 Actual Amount	2020 Adopted Budget	2020 Amended Budget	2020 Actual as of 11/15/2020	2021 Department Request	2021 Tentative Budget	2021 Tentative vs 2020 Adopted Budget
A.22.6123.000 - Juvenile Delinquent Care								
Local Other								
41823.00	Repay Juvenile Delinqent Care Revenue	127,144	125,000	125,000	118,348	125,000	125,000	0
Total: Local Other		**127,144**	**125,000**	**125,000**	**118,348**	**125,000**	**125,000**	**0**
State Aid								
43089.04	State Aid, Other Raise the Age	0	3,500,000	3,500,000	0	1,000,000	1,000,000	-2,500,000
43623.00	Juvenile Delinquent Care Revenue	316,252	195,000	195,000	-43,683	156,000	156,000	-39,000
Total: State Aid		**316,252**	**3,695,000**	**3,695,000**	**-43,683**	**1,156,000**	**1,156,000**	**-2,539,000**
Total: Revenues - Juvenile Delinquent Care		**443,396**	**3,820,000**	**3,820,000**	**74,664**	**1,281,000**	**1,281,000**	**-2,539,000**

Departmental Expenditures Budget Report

Account Number	Description	2019 Actual Amount	2020 Adopted Budget	2020 Amended Budget	2020 Actual as of 11/15/2020	2021 Department Request	2021 Tentative Budget	2021 Tentative vs 2020 Adopted Budget
A.22.6123.000 - Juvenile Delinquent Care								
Contractual								
74500.01	Contractual Expenses Contractual Expenses	733,374	4,250,000	4,250,000	357,374	1,750,000	1,750,000	-2,500,000
Total: Contractual		**733,374**	**4,250,000**	**4,250,000**	**357,374**	**1,750,000**	**1,750,000**	**-2,500,000**
Total: Expenditures - Juvenile Delinquent Care		**733,374**	**4,250,000**	**4,250,000**	**357,374**	**1,750,000**	**1,750,000**	**-2,500,000**

Departmental Expenditures Budget Report

Account Number	Description	2019 Actual Amount	2020 Adopted Budget	2020 Amended Budget	2020 Actual as of 11/15/2020	2021 Department Request	2021 Tentative Budget	2021 Tentative vs 2020 Adopted Budget
A.22.6129.000 - State Training School								
Contractual								
74500.01	Contractual Expenses Contractual Expenses	1,584,969	1,150,000	1,738,256	1,738,256	1,321,350	1,321,350	171,350
Total: Contractual		**1,584,969**	**1,150,000**	**1,738,256**	**1,738,256**	**1,321,350**	**1,321,350**	**171,350**
Total: Expenditures - State Training School		**1,584,969**	**1,150,000**	**1,738,256**	**1,738,256**	**1,321,350**	**1,321,350**	**171,350**

Departmental Revenues Budget Report

Account Number	Description	2019 Actual Amount	2020 Adopted Budget	2020 Amended Budget	2020 Actual as of 11/15/2020	2021 Department Request	2021 Tentative Budget	2021 Tentative vs 2020 Adopted Budget
A.22.6140.000 - Safety Net								
Local Other								
41840.00	Repayment of Safety Net Asst Revenue	1,537,720	1,375,000	1,375,000	1,167,095	1,500,000	1,500,000	125,000
Total: Local Other		**1,537,720**	**1,375,000**	**1,375,000**	**1,167,095**	**1,500,000**	**1,500,000**	**125,000**
State Aid								
43640.00	Safety Net Revenue	1,392,766	2,081,000	2,081,000	582,164	1,508,000	1,508,000	-573,000
Total: State Aid		**1,392,766**	**2,081,000**	**2,081,000**	**582,164**	**1,508,000**	**1,508,000**	**-573,000**
Federal Aid								
44640.00	Safety Net Revenue	227,852	350,000	350,000	130,109	300,000	300,000	-50,000
Total: Federal Aid		**227,852**	**350,000**	**350,000**	**130,109**	**300,000**	**300,000**	**-50,000**
Total: Revenues - Safety Net		**3,158,338**	**3,806,000**	**3,806,000**	**1,879,368**	**3,308,000**	**3,308,000**	**-498,000**

County of Niagara

2021 Tentative Budget

Departmental Expenditures Budget Report

Account Number	Description	2019 Actual Amount	2020 Adopted Budget	2020 Amended Budget	2020 Actual as of 11/15/2020	2021 Department Request	2021 Tentative Budget	2021 Tentative vs 2020 Adopted Budget
A.22.6140.000 - Safety Net								
Contractual								
74500.01	Contractual Expenses Contractual Expenses	6,745,403	8,900,000	6,761,744	5,552,750	8,000,000	8,000,000	-900,000
Total: Contractual		**6,745,403**	**8,900,000**	**6,761,744**	**5,552,750**	**8,000,000**	**8,000,000**	**-900,000**
Total: Expenditures - Safety Net		**6,745,403**	**8,900,000**	**6,761,744**	**5,552,750**	**8,000,000**	**8,000,000**	**-900,000**

Departmental Revenues Budget Report

Account Number	Description	2019 Actual Amount	2020 Adopted Budget	2020 Amended Budget	2020 Actual as of 11/15/2020	2021 Department Request	2021 Tentative Budget	2021 Tentative vs 2020 Adopted Budget
A.22.6141.000 - Home Energy Assistance								
Local Other								
41841.00	Repayment Home Energy Asst Revenue	110,138	150,000	150,000	116,506	150,000	150,000	0
Total: Local Other		**110,138**	**150,000**	**150,000**	**116,506**	**150,000**	**150,000**	**0**
Total: Revenues - Home Energy Assistance		**110,138**	**150,000**	**150,000**	**116,506**	**150,000**	**150,000**	**0**

Departmental Expenditures Budget Report

Account Number	Description	2019 Actual Amount	2020 Adopted Budget	2020 Amended Budget	2020 Actual as of 11/15/2020	2021 Department Request	2021 Tentative Budget	2021 Tentative vs 2020 Adopted Budget
A.22.6141.000 - Home Energy Assistance								
Contractual								
74500.01	Contractual Expenses Contractual Expenses	109,912	150,000	150,000	102,423	150,000	150,000	0
Total: Contractual		**109,912**	**150,000**	**150,000**	**102,423**	**150,000**	**150,000**	**0**
Total: Expenditures - Home Energy Assistance		**109,912**	**150,000**	**150,000**	**102,423**	**150,000**	**150,000**	**0**

Departmental Revenues Budget Report

Account Number	Description	2019 Actual Amount	2020 Adopted Budget	2020 Amended Budget	2020 Actual as of 11/15/2020	2021 Department Request	2021 Tentative Budget	2021 Tentative vs 2020 Adopted Budget
A.22.6142.000 - Emergency Aid for Adults								
Local Other								
41842.00	Repayment Emergency Aid Adults Revenue	4,077	600	600	2,089	600	600	0
Total: Local Other		**4,077**	**600**	**600**	**2,089**	**600**	**600**	**0**
State Aid								
43642.00	Emergency Aid Adults Revenue	75,206	99,700	99,700	18,475	79,760	79,760	-19,940
Total: State Aid		**75,206**	**99,700**	**99,700**	**18,475**	**79,760**	**79,760**	**-19,940**
Total: Revenues - Emergency Aid for Adults		**79,283**	**100,300**	**100,300**	**20,564**	**80,360**	**80,360**	**-19,940**

County of Niagara

2021 Tentative Budget

Departmental Expenditures Budget Report

Account Number	Description	2019 Actual Amount	2020 Adopted Budget	2020 Amended Budget	2020 Actual as of 11/15/2020	2021 Department Request	2021 Tentative Budget	2021 Tentative vs 2020 Adopted Budget
A.22.6142.000 - Emergency Aid for Adults								
Contractual								
74500.01	Contractual Expenses Contractual Expenses	152,682	200,000	200,000	65,097	200,000	200,000	0
Total: Contractual		**152,682**	**200,000**	**200,000**	**65,097**	**200,000**	**200,000**	**0**
Total: Expenditures - Emergency Aid for Adults		**152,682**	**200,000**	**200,000**	**65,097**	**200,000**	**200,000**	**0**

Departmental Revenues Budget Report

Account Number	Description	2019 Actual Amount	2020 Adopted Budget	2020 Amended Budget	2020 Actual as of 11/15/2020	2021 Department Request	2021 Tentative Budget	2021 Tentative vs 2020 Adopted Budget
A.22.7310.000 - Youth Bureau								
State Aid								
43820.01	Youth Programs Youth Bureau Programs	96,025	89,500	89,500	0	89,500	89,500	0
43820.02	Youth Programs Runaway	4,000	4,476	4,476	0	4,476	4,476	0
Total: State Aid		**100,025**	**93,976**	**93,976**	**0**	**93,976**	**93,976**	**0**
Federal Aid								
44820.01	Youth Programs Summer Lunch Program	267,814	292,000	292,000	0	292,000	292,000	0
Total: Federal Aid		**267,814**	**292,000**	**292,000**	**0**	**292,000**	**292,000**	**0**
Total: Revenues - Youth Bureau		**367,839**	**385,976**	**385,976**	**0**	**385,976**	**385,976**	**0**

Departmental Expenditures Budget Report

Account Number	Description	2019 Actual Amount	2020 Adopted Budget	2020 Amended Budget	2020 Actual as of 11/15/2020	2021 Department Request	2021 Tentative Budget	2021 Tentative vs 2020 Adopted Budget
A.22.7310.000 - Youth Bureau								
Personal Services								
71010.00	Positions Expense	96,694	101,613	101,613	80,750	106,331	106,331	4,718
71011.00	Seasonal Help Expense	13,588	15,752	15,752	0	15,752	17,012	1,260
71012.00	Longevity Expense	500	500	500	404	737	737	237
Total: Personal Services		**110,782**	**117,865**	**117,865**	**81,154**	**122,820**	**124,080**	**6,215**
Contractual								
74300.01	Reimbursements Travel, Conference	3,880	3,500	3,500	0	3,500	3,500	0
74300.02	Reimbursements Routine Travel Expenses	0	25	25	0	25	25	0
74300.03	Reimbursements Travel, Mileage	4,892	5,500	5,500	1,061	4,900	4,900	-600
74500.01	Contractual Expenses Contractual Expenses	15,250	18,500	18,500	4,200	18,500	18,500	0
74550.41	Programs Summer Lunch Program	261,494	272,000	272,000	187,616	272,000	272,000	0
74600.04	Professional Development Dues and Memberships	609	754	754	609	754	754	0
74650.11	Services, Professional Physical Exams/Testing	388	388	388	0	388	388	0
74675.02	Services, Central Printing	0	350	350	0	350	350	0
Total: Contractual		**286,513**	**301,017**	**301,017**	**193,486**	**300,417**	**300,417**	**-600**
Employee Benefits								
78100.00	Retirement Expense	15,036	15,981	15,981	11,914	17,385	17,385	1,404
78200.00	FICA Expense	8,423	9,015	9,015	6,132	9,395	9,495	480
78300.00	Worker's Compensation Expense	3,048	3,393	3,393	2,384	3,536	3,264	-129
78400.01	Insurance, Health Active Hospital/Medical Ins	22,109	23,436	23,436	23,798	24,608	22,673	-763
78400.02	Insurance, Health Medicare Part B	4,126	4,192	4,192	2,063	4,402	5,519	1,327
78400.04	Insurance, Health Retiree Hospital/Medical Ins	64,430	68,296	68,296	56,913	71,711	66,073	-2,223
78400.05	Insurance, Health HRA Employer Contribution	1,275	1,275	1,275	1,700	1,275	1,275	0
78700.00	NYS Disability Expense	76	77	77	68	77	77	0
78800.00	Flex 125 Employer Contribution Expense	746	758	758	758	758	766	8
Total: Employee Benefits		**119,269**	**126,423**	**126,423**	**105,729**	**133,147**	**126,527**	**104**
Total: Expenditures - Youth Bureau		**516,563**	**545,305**	**545,305**	**380,369**	**556,384**	**551,024**	**5,719**

Acct Code	Title	Count	2021 Tentative Budget
	Seasonal Help - Clerical	4	17,012
	Youth Bureau Worker	1	43,939
	YouthBureauDir	1	62,392
A.22.7310.000 Total		**6**	**123,343**

Departmental Revenues Budget Report

Account Number	Description	2019 Actual Amount	2020 Adopted Budget	2020 Amended Budget	2020 Actual as of 11/15/2020	2021 Department Request	2021 Tentative Budget	2021 Tentative vs 2020 Adopted Budget
A.22.7310.700 - Youth Service Application								
State Aid								
43820.02	Youth Programs Runaway	96,778	101,150	101,150	0	101,150	101,150	0
43820.04	Youth Programs Youth Bureau Service	166,250	175,000	175,000	0	175,000	175,000	0
Total: State Aid		**263,028**	**276,150**	**276,150**	**0**	**276,150**	**276,150**	**0**
Total: Revenues - Youth Service Application		**263,028**	**276,150**	**276,150**	**0**	**276,150**	**276,150**	**0**

Departmental Expenditures Budget Report

Account Number	Description	2019 Actual Amount	2020 Adopted Budget	2020 Amended Budget	2020 Actual as of 11/15/2020	2021 Department Request	2021 Tentative Budget	2021 Tentative vs 2020 Adopted Budget
A.22.7310.700 - Youth Service Application								
Contractual								
74550.28	Programs Youth Service Application	166,250	175,000	175,000	3,521	175,000	175,000	0
74550.33	Programs Runaway	96,778	101,150	101,150	0	101,150	101,150	0
Total: Contractual		**263,028**	**276,150**	**276,150**	**3,521**	**276,150**	**276,150**	**0**
Total: Expenditures - Youth Service Application		**263,028**	**276,150**	**276,150**	**3,521**	**276,150**	**276,150**	**0**

Departmental Expenditures Budget Report

Account Number	Description	2019 Actual Amount	2020 Adopted Budget	2020 Amended Budget	2020 Actual as of 11/15/2020	2021 Department Request	2021 Tentative Budget	2021 Tentative vs 2020 Adopted Budget
A.22.6989.116 - Partner Agency								
Contractual								
74525.05	Partner/Outside Agencies Niagara Community Action Program	77,077	77,077	77,077	77,077	77,077	77,077	0
74525.06	Partner/Outside Agencies Fair Housing Advocate	5,000	5,000	5,000	5,000	5,000	5,000	0
Total: Contractual		**82,077**	**82,077**	**82,077**	**82,077**	**82,077**	**82,077**	**0**
Total: Expenditures - Partner Agency		**82,077**	**82,077**	**82,077**	**82,077**	**82,077**	**82,077**	**0**

Departmental Revenues Budget Report

Account Number	Description	2019 Actual Amount	2020 Adopted Budget	2020 Amended Budget	2020 Actual as of 11/15/2020	2021 Department Request	2021 Tentative Budget	2021 Tentative vs 2020 Adopted Budget
A.24.6772.000 - Office for the Aging								
Local Other								
41289.09	Other General Gov Income Salary Reimbursement	93,320	160,003	160,003	129,246	162,631	162,631	2,628
41972.02	Charges, Programs for the Aging Aging Legal Services	4,027	6,000	6,000	3,475	6,000	6,000	0
41972.03	Charges, Programs for the Aging Van Contribution	15,949	16,000	16,000	10,198	16,000	16,000	0
41972.04	Charges, Programs for the Aging EISEP Contribution	551	800	800	297	800	800	0
41972.05	Pay	1,845	1,000	1,000	1,527	1,000	2,000	1,000
41972.07	Charges, Programs for the Aging Title IIIE Svcs Client Contrib	587	800	800	273	800	800	0
41972.08	Charges, Programs for the Aging HIICAP Client Contributions	0	300	300	0	300	300	0
41972.09	Charges, Programs for the Aging Subcontractor Match	17,923	12,875	12,875	3,208	12,875	12,875	0
42705.00	Gifts and Donations Revenue	371	0	0	202	0	0	0
Total: Local Other		**134,573**	**197,778**	**197,778**	**148,426**	**200,406**	**201,406**	**3,628**
State Aid								
43772.01	Programs for Aging General	70,018	33,318	33,318	20,168	33,398	33,398	80
43772.02	Programs for Aging Community Service Bill	426,227	426,317	426,317	171,555	426,317	426,317	0
43772.06	Programs for Aging Expanded In Home Svc for Elderly	595,480	654,049	654,049	198,552	652,677	652,677	-1,372
Total: State Aid		**1,091,724**	**1,113,684**	**1,113,684**	**390,274**	**1,112,392**	**1,112,392**	**-1,292**
Federal Aid								
44089.05	Federal Aid, Other Coronavirus Aid (CARES Act)	0	0	498,019	467,129	10,485	10,485	10,485
44772.04	Programs for Aging Aging Special Program, Title III	404,926	398,177	398,177	158,264	396,302	396,302	-1,875
Total: Federal Aid		**404,926**	**398,177**	**896,196**	**625,393**	**406,787**	**406,787**	**8,610**
Total: Revenues - Office for the Aging		**1,631,224**	**1,709,639**	**2,207,658**	**1,164,093**	**1,719,585**	**1,720,585**	**10,946**

Departmental Expenditures Budget Report

Account Number	Description	2019 Actual Amount	2020 Adopted Budget	2020 Amended Budget	2020 Actual as of 11/15/2020	2021 Department Request	2021 Tentative Budget	2021 Tentative vs 2020 Adopted Budget
A.24.6772.000 - Office for the Aging								
Personal Services								
71010.00	Positions Expense	614,831	633,891	637,836	504,937	661,354	661,354	27,463
71012.00	Longevity Expense	5,956	6,159	6,159	4,500	4,775	4,775	-1,384
71030.00	Part Time Expense	55,254	56,510	56,878	35,352	57,897	57,897	1,387
71050.00	Overtime Expense	148	0	0	0	0	0	0
71086.00	Vacation Buyback Expense	1,434	2,006	2,006	0	2,100	2,100	94
Total: Personal Services		**677,623**	**698,566**	**702,879**	**544,790**	**726,126**	**726,126**	**27,560**
Equipment and Capital Outlay								
72100.01	Machinery and Equipment Furniture and Fixtures	-500	0	0	0	0	0	0
72100.12	Machinery and Equipment Cars, Vans, Light Trucks	18,524	0	2,616	0	0	0	0
Total: Equipment and Capital Outlay		**18,024**	**0**	**2,616**	**0**	**0**	**0**	**0**
Contractual								
74200.02	Rents/Leases Copier Rental	1,305	1,340	1,340	880	1,340	1,340	0
74250.01	Office Expenses Office Supplies	421	700	700	333	700	700	0
74300.01	Reimbursements Travel, Conference	4,803	6,200	6,175	86	2,450	2,450	-3,750
74300.02	Reimbursements Routine Travel Expenses	180	200	200	180	200	200	0
74300.03	Reimbursements Travel, Mileage	4,747	5,000	5,000	2,093	4,000	4,000	-1,000
74375.01	Communications Advertising & Promotion	13,138	11,268	11,268	8,480	11,000	11,000	-268
74375.03	Communications Telephone System	515	508	508	224	500	500	-8
74375.05	Communications Cellular Phone	814	814	839	839	1,319	1,319	505
74375.08	Communications Internet Service	1,919	2,519	2,519	1,599	2,400	2,400	-119
74500.01	Contractual Expenses Contractual Expenses	1,111,130	1,153,524	1,357,017	725,660	1,147,197	1,147,197	-6,327
74500.02	Contractual Expenses Maintenance Service Contracts	0	2,640	2,640	0	0	0	-2,640
74600.04	Professional Development Dues and Memberships	1,204	1,468	1,488	1,488	2,313	2,313	845
74650.11	Services, Professional Physical Exams/Testing	97	100	100	0	100	100	0
74675.01	Services, Central Postage	1,531	1,300	2,300	1,442	1,300	1,300	0
74675.02	Services, Central Printing	213	500	900	543	500	500	0
74675.03	Services, Central Print Shop Supplies	575	200	200	0	200	200	0
74675.06	Services, Central Maintenance in Lieu of Rent	47,181	49,247	99,247	95,142	41,707	41,707	-7,540

Departmental Expenditures Budget Report

Account Number	Description	2019 Actual Amount	2020 Adopted Budget	2020 Amended Budget	2020 Actual as of 11/15/2020	2021 Department Request	2021 Tentative Budget	2021 Tentative vs 2020 Adopted Budget
74675.07	Services, Central Information Technology Services	18,364	20,381	20,381	20,381	27,748	27,748	7,367
74750.02	Supplies, General Supplies/Materials	1,033	10,000	148,670	18,715	37,690	37,690	27,690
74750.06	Supplies, General Food and Kitchen Supplies	0	27,500	102,500	0	27,500	27,500	0
74750.21	Supplies, General Gas and Oil	13,076	15,734	15,734	6,837	19,762	15,734	0
74800.10	Supplies/Services, Maintenance Miscellaneous Equip Under $500	1,256	4,000	14,000	4,294	4,000	4,000	0
74800.11	Supplies/Services, Maintenance Vehicle Maintenance	3,660	7,500	7,500	4,037	6,000	6,000	-1,500
Total: Contractual		**1,227,163**	**1,322,643**	**1,801,226**	**893,256**	**1,339,926**	**1,335,898**	**13,255**
Employee Benefits								
78100.00	Retirement Expense	82,757	88,349	88,892	70,191	95,967	95,967	7,618
78200.00	FICA Expense	50,519	53,586	53,916	40,645	55,742	55,742	2,156
78300.00	Worker's Compensation Expense	18,639	20,119	20,245	16,365	20,911	19,094	-1,025
78400.01	Insurance, Health Active Hospital/Medical Ins	162,504	175,121	175,121	150,797	178,293	164,276	-10,845
78400.02	Insurance, Health Medicare Part B	18,287	17,941	17,941	9,404	18,839	22,076	4,135
78400.04	Insurance, Health Retiree Hospital/Medical Ins	86,312	83,422	99,422	76,563	87,594	102,458	19,036
78400.05	Insurance, Health HRA Employer Contribution	9,774	9,955	9,955	9,953	9,530	9,530	-425
78400.06	Insurance, Health Health Care Waiver	1,663	1,925	1,925	1,800	2,550	2,550	625
78400.07	Insurance, Health Retiree Medicare Advantage	32,425	35,784	35,784	29,820	37,574	35,784	0
78400.09	Insurance, Health Retiree Healthcare Contributions	-4,511	-3,400	-3,400	-3,734	-3,570	-5,032	-1,632
78400.10	Insurance, Health Retiree Med Adv Contributions	-5,004	-5,111	-5,111	-4,154	-5,367	-5,112	-1
78700.00	NYS Disability Expense	652	660	660	557	659	659	-1
78800.00	Flex 125 Employer Contribution Expense	6,774	6,632	7,068	7,447	6,632	6,320	-312
Total: Employee Benefits		**460,791**	**484,983**	**502,418**	**405,655**	**505,354**	**504,312**	**19,329**
Total: Expenditures - Office for the Aging		**2,383,600**	**2,506,192**	**3,009,139**	**1,843,701**	**2,571,406**	**2,566,336**	**60,144**

Acct Code	Title	Count	2021 Tentative Budget
	Account Clerical I	1	32,754
	Account Clerical I p/t	1	16,018
	Account Clerical III	1	39,087
	Aging Services Aide	3	55,861
	Aging Services Aide p/t	1	9,356
	Case Manager - Senior Services	3	86,767
	Case Supervisor-Grade B	1	30,310
	Director Office for the Aging	1	69,553
	Fiscal Admn-Office for the Aging	1	60,598
	Lead Van Driver	1	25,980
	Senior Aging Services Aide	1	38,636
	Serv AgingSpecialist	1	31,941
	Transportation Coordinator	1	37,947
	Typist p/t	1	15,566
	Van Driver	6	151,920
	Van Driver p/t	1	16,957
A.24.6772.000 Total		**25**	**719,251**

Departmental Revenues Budget Report

Account Number	Description	2019 Actual Amount	2020 Adopted Budget	2020 Amended Budget	2020 Actual as of 11/15/2020	2021 Department Request	2021 Tentative Budget	2021 Tentative vs 2020 Adopted Budget
A.24.7610.702 - CI Nutrition Program								
Local Other								
41289.08	Other General Gov Income Reimbursement, Other Depts	47,961	75,000	75,000	7,928	0	0	-75,000
41972.06	Charges, Programs for the Aging Nutrition Program	136,900	200,000	200,000	41,209	200,000	200,000	0
41972.09	Charges, Programs for the Aging Subcontractor Match	0	12,875	12,875	0	12,875	12,875	0
42705.00	Gifts and Donations Revenue	50	500	500	250	500	500	0
Total: Local Other		**184,911**	**288,375**	**288,375**	**49,388**	**213,375**	**213,375**	**-75,000**
Federal Aid								
44089.04	Federal Aid, Other Families Fir Coronavirus (FFCRA)	0	0	195,809	195,809	0	0	0
44772.02	Programs for Aging Nutrition Program	491,354	480,142	480,142	177,652	483,264	483,264	3,122
44772.03	Programs for Aging USDA Food Cash Advance	96,687	92,377	92,377	0	92,377	92,377	0
Total: Federal Aid		**588,041**	**572,519**	**768,328**	**373,461**	**575,641**	**575,641**	**3,122**
Total: Revenues - CI Nutrition Program		**772,951**	**860,894**	**1,056,703**	**422,848**	**789,016**	**789,016**	**-71,878**

Departmental Expenditures Budget Report

Account Number	Description	2019 Actual Amount	2020 Adopted Budget	2020 Amended Budget	2020 Actual as of 11/15/2020	2021 Department Request	2021 Tentative Budget	2021 Tentative vs 2020 Adopted Budget
A.24.7610.702 - CI Nutrition Program								
Personal Services								
71010.00	Positions Expense	171,463	166,765	169,427	130,238	169,695	200,869	34,104
71012.00	Longevity Expense	1,106	591	591	513	625	625	34
71030.00	Part Time Expense	391,637	409,534	376,733	226,654	377,260	377,260	-32,274
71033.00	Job Parity Expense	46	0	0	145	0	0	0
71050.00	Overtime Expense	17	0	0	0	0	0	0
71070.00	Shift Differential Expense	254	276	276	270	392	392	116
71086.00	Vacation Buyback Expense	914	915	915	0	1,589	1,589	674
Total: Personal Services		**565,436**	**578,081**	**547,942**	**357,819**	**549,561**	**580,735**	**2,654**
Equipment and Capital Outlay								
72100.07	Machinery and Equipment Food Service Equipment	0	2,738	42,738	0	2,738	2,738	0
Total: Equipment and Capital Outlay		**0**	**2,738**	**42,738**	**0**	**2,738**	**2,738**	**0**
Contractual								
74200.01	Rents/Leases Rent	43,780	45,901	45,901	5,234	54,896	54,896	8,995
74200.02	Rents/Leases Copier Rental	1,036	42,287	42,287	773	10,000	2,000	-40,287
74250.01	Office Expenses Office Supplies	135	200	200	13	400	400	200
74300.03	Reimbursements Travel, Mileage	16,344	7,500	7,500	4,681	7,500	7,500	0
74375.01	Communications Advertising & Promotion	0	200	200	0	200	200	0
74375.02	Communications Telephone Usage	543	0	0	0	0	0	0
74375.03	Communications Telephone System	142	642	642	34	200	200	-442
74375.05	Communications Cellular Phone	582	582	607	607	602	602	20
74500.01	Contractual Expenses Contractual Expenses	33,754	332,562	407,562	42,127	218,518	218,518	-114,044
74500.02	Contractual Expenses Maintenance Service Contracts	0	0	5,809	0	0	0	0
74550.35	Programs USDA Food Cash in Lieu	86,218	90,825	90,825	33,065	90,825	90,825	0
74600.04	Professional Development Dues and Memberships	1,024	0	0	0	0	0	0
74650.11	Services, Professional Physical Exams/Testing	970	800	800	291	300	300	-500
74675.01	Services, Central Postage	476	500	500	65	500	500	0
74675.02	Services, Central Printing	930	1,000	975	343	1,000	1,000	0
74675.03	Services, Central Print Shop Supplies	84	100	100	0	0	0	-100
74675.06	Services, Central Maintenance in Lieu of Rent	7,890	4,477	4,477	4,104	7,569	7,569	3,092

Departmental Expenditures Budget Report

Account Number	Description	2019 Actual Amount	2020 Adopted Budget	2020 Amended Budget	2020 Actual as of 11/15/2020	2021 Department Request	2021 Tentative Budget	2021 Tentative vs 2020 Adopted Budget
74675.07	Services, Central Information Technology Services	14,044	15,580	15,580	15,580	19,632	19,632	4,052
74750.02	Supplies, General Supplies/Materials	3,109	3,000	5,000	2,912	5,000	5,000	2,000
74750.06	Supplies, General Food and Kitchen Supplies	166,751	101,375	176,375	101,861	143,000	143,000	41,625
74750.21	Supplies, General Gas and Oil	19,659	23,165	21,254	7,965	23,626	23,626	461
74800.06	Supplies/Services, Maintenance Repairs and Maintenance	2,773	0	1,911	1,526	1,911	1,911	1,911
74800.10	Supplies/Services, Maintenance Miscellaneous Equip Under $500	0	150	150	110	150	150	0
74800.11	Supplies/Services, Maintenance Vehicle Maintenance	2,200	2,000	5,000	2,277	2,000	2,000	0
Total: Contractual		**402,444**	**672,846**	**833,655**	**223,568**	**587,829**	**579,829**	**-93,017**
Employee Benefits								
78100.00	Retirement Expense	53,842	56,569	57,808	37,586	57,227	60,469	3,900
78200.00	FICA Expense	43,120	44,387	45,392	27,223	42,140	44,525	138
78300.00	Worker's Compensation Expense	15,575	16,650	17,018	10,931	15,825	15,278	-1,372
78400.01	Insurance, Health Active Hospital/Medical Ins	34,111	30,533	30,533	32,253	48,066	59,048	28,515
78400.02	Insurance, Health Medicare Part B	7,761	7,460	7,460	3,734	7,833	9,198	1,738
78400.04	Insurance, Health Retiree Hospital/Medical Ins	31,946	28,275	45,275	37,691	29,689	43,757	15,482
78400.05	Insurance, Health HRA Employer Contribution	2,678	1,700	1,700	1,700	2,550	3,400	1,700
78400.06	Insurance, Health Health Care Waiver	2,000	2,200	2,200	1,450	1,200	1,200	-1,000
78400.07	Insurance, Health Retiree Medicare Advantage	15,012	15,336	15,336	12,780	16,103	15,336	0
78400.10	Insurance, Health Retiree Med Adv Contributions	-2,502	-2,555	-2,555	-2,130	-2,683	-2,556	-1
78700.00	NYS Disability Expense	89	92	92	81	92	92	0
78800.00	Flex 125 Employer Contribution Expense	1,996	1,592	1,592	1,592	1,592	1,992	400
Total: Employee Benefits		**205,627**	**202,239**	**221,851**	**164,891**	**219,634**	**251,739**	**49,500**
Total: Expenditures - CI Nutrition Program		**1,173,507**	**1,455,904**	**1,646,186**	**746,277**	**1,359,762**	**1,415,041**	**-40,863**

Acct Code	Title	Count	2021 Tentative Budget
	Aging Services Aide	1	6,760
	Aging Services Aide p/t	2	12,432
	Cook	2	65,313
	Cook p/t	3	51,660
	Dishwasher	1	36,269
	Food Service Helper p/t	4	58,774
	Head Cook	1	49,903
	Nutrition Services Asst p/t	15	198,807
	Nutrition Services Coordinator	1	42,624
	Van Driver p/t	4	55,587
A.24.7610.702 Total		**34**	**578,129**

Departmental Expenditures Budget Report

Account Number	Description	2019 Actual Amount	2020 Adopted Budget	2020 Amended Budget	2020 Actual as of 11/15/2020	2021 Department Request	2021 Tentative Budget	2021 Tentative vs 2020 Adopted Budget
A.11.7989.705 - Outside Agencies								
Contractual								
74525.07	Partner/Outside Agencies Niagara County Conservation Club	5,000	5,000	5,000	5,000	5,000	5,000	0
74525.08	Partner/Outside Agencies YWCA of Niagara	0	35,000	35,000	35,000	35,000	0	-35,000
74525.14	Partner/Outside Agencies Niagara Co. Historical Society	10,000	10,000	10,000	10,000	10,000	10,000	0
Total: Contractual		**15,000**	**50,000**	**50,000**	**50,000**	**50,000**	**15,000**	**-35,000**
Total: Expenditures - Outside Agencies		**15,000**	**50,000**	**50,000**	**50,000**	**50,000**	**15,000**	**-35,000**

TIER 3

INFRASTRUCTURE AND FACILITIES

Engineering
Administration
Procurement Group
Buildings and Grounds
Power Management
Weights and Measures
Parks
Solid Waste Recycling
Information Technology
Geographic Information System

THIS PAGE LEFT BLANK INTENTIONALLY

TIER 3 - INFRASTRUCTURE AND FACILITIES

APPROPRIATIONS
$28,790,283

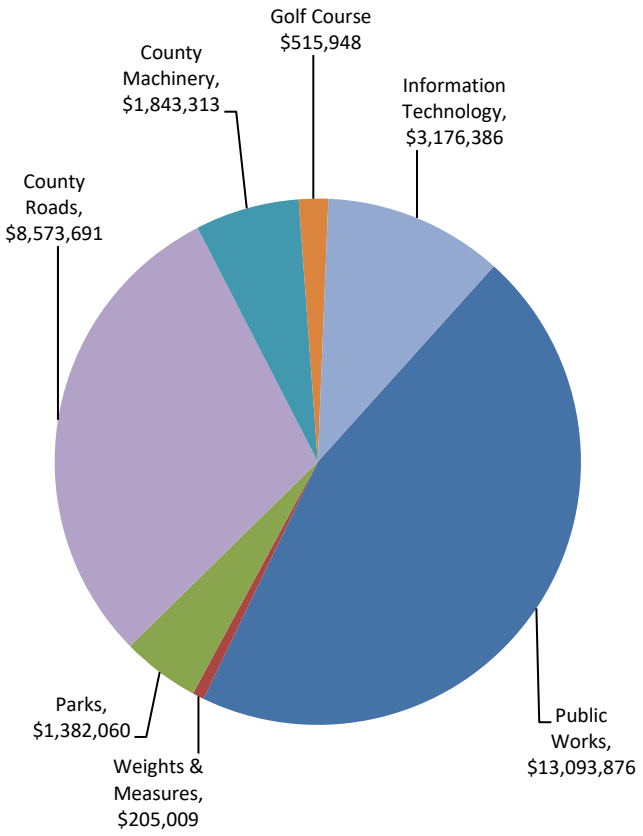

REVENUES
$16,787,776

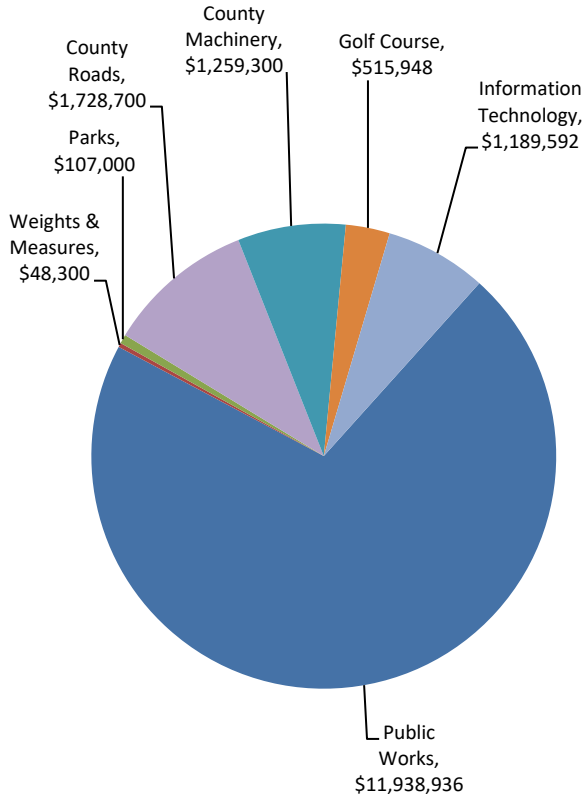

COUNTY COST
$12,002,507

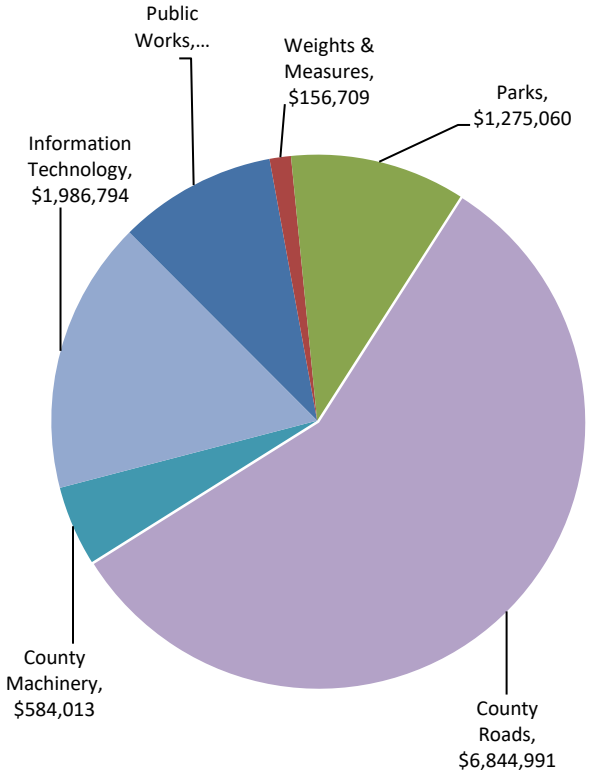

THIS PAGE LEFT BLANK INTENTIONALLY

Departmental Revenues Budget Report

Account Number	Description	2019 Actual Amount	2020 Adopted Budget	2020 Amended Budget	2020 Actual as of 11/15/2020	2021 Department Request	2021 Tentative Budget	2021 Tentative vs 2020 Adopted Budget
A.15.1440.000 - DPW Engineering								
Local Other								
41710.02	Public Works Charges Engineering Fees	1,425	1,250	1,250	3,050	2,000	2,000	750
Total: Local Other		**1,425**	**1,250**	**1,250**	**3,050**	**2,000**	**2,000**	**750**
State Aid								
43591.00	State Aid Capital Const Hwy Revenue	0	0	0	5,907	0	0	0
Total: State Aid		**0**	**0**	**0**	**5,907**	**0**	**0**	**0**
Federal Aid								
44597.02	Transportation, Capital Projects Highway Planning & Construction	0	32,800	32,800	18,640	22,276	22,276	-10,524
Total: Federal Aid		**0**	**32,800**	**32,800**	**18,640**	**22,276**	**22,276**	**-10,524**
Total: Revenues - DPW Engineering		**1,425**	**34,050**	**34,050**	**27,597**	**24,276**	**24,276**	**-9,774**

Departmental Expenditures Budget Report

Account Number	Description	2019 Actual Amount	2020 Adopted Budget	2020 Amended Budget	2020 Actual as of 11/15/2020	2021 Department Request	2021 Tentative Budget	2021 Tentative vs 2020 Adopted Budget
A.15.1440.000 - DPW Engineering								
Personal Services								
71010.00	Positions Expense	250,389	279,835	279,835	234,110	292,567	299,272	19,437
71012.00	Longevity Expense	1,137	1,150	1,150	1,017	1,150	1,150	0
71030.00	Part Time Expense	1,625	26,000	26,000	3,088	25,350	20,280	-5,720
71033.00	Job Parity Expense	1,951	150	150	0	150	150	0
71050.00	Overtime Expense	240	2,500	2,500	1,097	2,500	1,250	-1,250
Total: Personal Services		**255,343**	**309,635**	**309,635**	**239,311**	**321,717**	**322,102**	**12,467**
Equipment and Capital Outlay								
72100.05	Machinery and Equipment Computer Equipment	869	800	800	0	0	0	-800
Total: Equipment and Capital Outlay		**869**	**800**	**800**	**0**	**0**	**0**	**-800**
Contractual								
74200.02	Rents/Leases Copier Rental	422	275	775	595	700	700	425
74300.01	Reimbursements Travel, Conference	389	1,750	950	30	2,550	1,750	0
74300.02	Reimbursements Routine Travel Expenses	14	25	25	24	25	25	0
74300.03	Reimbursements Travel, Mileage	35	75	75	18	50	50	-25
74375.03	Communications Telephone System	201	250	250	68	250	250	0
74500.02	Contractual Expenses Maintenance Service Contracts	0	7,245	7,245	0	7,110	7,110	-135
74600.02	Professional Development Books and Subscriptions	61	75	75	66	75	75	0
74600.03	Professional Development Training and Education	610	2,525	1,334	0	400	400	-2,125
74600.04	Professional Development Dues and Memberships	105	650	650	293	350	350	-300
74650.08	Services, Professional Consultants/Expert Services	3,875	10,738	42,977	14,160	15,000	15,000	4,262
74650.11	Services, Professional Physical Exams/Testing	0	100	100	0	100	100	0
74675.01	Services, Central Postage	242	200	500	278	250	250	50
74675.02	Services, Central Printing	0	100	100	55	100	100	0
74675.03	Services, Central Print Shop Supplies	181	350	150	78	200	200	-150
74750.16	Supplies, General Engineering Supplies	542	1,000	2,391	1,591	1,600	1,600	600
74750.21	Supplies, General Gas and Oil	775	923	923	887	1,435	1,001	78
74800.06	Supplies/Services, Maintenance Repairs and Maintenance	951	1,000	1,000	0	1,000	1,000	0

Departmental Expenditures Budget Report

Account Number	Description	2019 Actual Amount	2020 Adopted Budget	2020 Amended Budget	2020 Actual as of 11/15/2020	2021 Department Request	2021 Tentative Budget	2021 Tentative vs 2020 Adopted Budget
74800.16	Supplies/Services, Maintenance Safety Equipment Under $500	85	250	250	0	250	250	0
Total: Contractual		**8,490**	**27,531**	**59,770**	**18,143**	**31,445**	**30,211**	**2,680**
Employee Benefits								
78100.00	Retirement Expense	31,069	39,863	39,863	34,130	45,974	46,449	6,586
78200.00	FICA Expense	19,333	23,763	23,763	18,300	24,763	24,793	1,030
78300.00	Worker's Compensation Expense	7,026	8,918	8,918	7,124	9,265	8,471	-447
78400.01	Insurance, Health Active Hospital/Medical Ins	29,507	37,000	37,000	19,023	22,828	21,033	-15,967
78400.02	Insurance, Health Medicare Part B	6,119	6,217	6,217	3,114	6,528	9,198	2,981
78400.04	Insurance, Health Retiree Hospital/Medical Ins	82,749	87,715	87,715	73,095	92,101	88,444	729
78400.05	Insurance, Health HRA Employer Contribution	2,125	2,125	2,125	1,275	1,275	1,275	-850
78400.06	Insurance, Health Health Care Waiver	500	1,000	2,000	2,000	2,000	2,000	1,000
78400.07	Insurance, Health Retiree Medicare Advantage	15,012	15,336	15,336	12,780	16,103	15,336	0
78400.09	Insurance, Health Retiree Healthcare Contributions	-4,493	-4,762	-4,762	-3,969	-5,001	-4,608	154
78700.00	NYS Disability Expense	288	231	306	270	308	308	77
78800.00	Flex 125 Employer Contribution Expense	1,492	1,895	1,895	1,895	1,895	1,915	20
Total: Employee Benefits		**190,726**	**219,301**	**220,376**	**169,038**	**218,039**	**214,614**	**-4,687**
Total: Expenditures - DPW Engineering		**455,428**	**557,267**	**590,581**	**426,492**	**571,201**	**566,927**	**9,660**

Acct Code	Title	Count	2021 Tentative Budget
	Account Clerical III	1	41,144
	Civil Engineer	1	73,683
	DepCommPW-Engineering	1	88,162
	Jr Civil Engineer	1	55,011
	Senior Engineering Aide	1	41,272
	Sr Transportation Engineer p/t	1	20,280
A.15.1440.000 Total		**6**	**319,552**

County of Niagara

2021 Tentative Budget

Departmental Revenues Budget Report

Account Number	Description	2019 Actual Amount	2020 Adopted Budget	2020 Amended Budget	2020 Actual as of 11/15/2020	2021 Department Request	2021 Tentative Budget	2021 Tentative vs 2020 Adopted Budget
A.15.1490.000 - DPW Administration								
Local Other								
41710.01	Public Works Charges Public Works Fees	11,849	13,000	13,000	1,302	12,000	12,000	-1,000
41710.03	Public Works Charges Miscellaneous Fees	248	200	200	75	200	200	0
41750.00	Bus Operations Revenue	0	0	51,000	6,990	50,400	50,400	50,400
Total: Local Other		**12,097**	**13,200**	**64,200**	**8,367**	**62,600**	**62,600**	**49,400**
State Aid								
43589.04	Other Transportation Rural Transportation Grant	0	0	242,000	141,129	321,000	321,000	321,000
Total: State Aid		**0**	**0**	**242,000**	**141,129**	**321,000**	**321,000**	**321,000**
Federal Aid								
44089.05	Federal Aid, Other Coronavirus Aid (CARES Act)	0	0	0	0	153,915	153,915	153,915
44589.01	Other Transportation Rural Transportation Grant	0	0	110,000	0	110,000	110,000	110,000
Total: Federal Aid		**0**	**0**	**110,000**	**0**	**263,915**	**263,915**	**263,915**
Total: Revenues - DPW Administration		**12,097**	**13,200**	**416,200**	**149,495**	**647,515**	**647,515**	**634,315**

Departmental Expenditures Budget Report

Account Number	Description	2019 Actual Amount	2020 Adopted Budget	2020 Amended Budget	2020 Actual as of 11/15/2020	2021 Department Request	2021 Tentative Budget	2021 Tentative vs 2020 Adopted Budget
A.15.1490.000 - DPW Administration								
Personal Services								
71010.00	Positions Expense	217,491	274,771	254,046	204,613	267,006	267,006	-7,765
71012.00	Longevity Expense	1,975	1,975	1,975	1,620	1,150	1,150	-825
71050.00	Overtime Expense	0	0	500	497	0	0	0
Total: Personal Services		**219,466**	**276,746**	**256,521**	**206,731**	**268,156**	**268,156**	**-8,590**
Equipment and Capital Outlay								
72100.05	Machinery and Equipment Computer Equipment	0	5,500	3,120	0	0	0	-5,500
Total: Equipment and Capital Outlay		**0**	**5,500**	**3,120**	**0**	**0**	**0**	**-5,500**
Contractual								
74200.02	Rents/Leases Copier Rental	414	400	650	427	425	425	25
74250.01	Office Expenses Office Supplies	1,957	1,500	1,500	447	1,500	1,500	0
74300.01	Reimbursements Travel, Conference	2,246	2,725	2,625	786	2,750	2,750	25
74300.02	Reimbursements Routine Travel Expenses	0	50	50	50	50	50	0
74300.03	Reimbursements Travel, Mileage	0	50	50	0	50	50	0
74375.01	Communications Advertising & Promotion	2,905	2,500	6,000	3,533	4,000	4,000	1,500
74375.03	Communications Telephone System	231	250	250	108	250	250	0
74375.05	Communications Cellular Phone	3,737	4,500	4,500	3,329	3,256	3,256	-1,244
74550.13	Programs Niagara Falls Coach Lines	0	0	536,250	381,238	540,000	540,000	540,000
74600.03	Professional Development Training and Education	0	150	0	0	150	150	0
74600.04	Professional Development Dues and Memberships	517	1,155	1,155	810	1,155	1,155	0
74650.11	Services, Professional Physical Exams/Testing	0	100	100	0	100	100	0
74675.01	Services, Central Postage	787	800	800	484	850	850	50
74675.03	Services, Central Print Shop Supplies	223	200	200	113	250	250	50
74675.06	Services, Central Maintenance in Lieu of Rent	119,908	123,530	123,530	113,236	112,267	112,267	-11,263
74725.06	Services, Other Computer Service Contract	0	0	0	0	300	0	0
74750.12	Supplies, General Computer Supplies	0	0	2,380	2,360	250	250	250
74750.21	Supplies, General Gas and Oil	356	312	312	184	410	410	98
Total: Contractual		**133,283**	**138,222**	**680,352**	**507,105**	**668,013**	**667,713**	**529,491**
Employee Benefits								
78100.00	Retirement Expense	27,973	34,403	34,403	25,312	34,113	34,113	-290

Departmental Expenditures Budget Report

Account Number	Description	2019 Actual Amount	2020 Adopted Budget	2020 Amended Budget	2020 Actual as of 11/15/2020	2021 Department Request	2021 Tentative Budget	2021 Tentative vs 2020 Adopted Budget
78200.00	FICA Expense	16,544	21,171	21,171	15,567	20,513	20,513	-658
78300.00	Worker's Compensation Expense	6,044	7,970	7,970	5,984	7,723	7,053	-917
78400.01	Insurance, Health Active Hospital/Medical Ins	35,584	52,979	52,979	32,961	64,088	59,048	6,069
78400.02	Insurance, Health Medicare Part B	2,518	2,558	2,558	1,259	2,686	3,680	1,122
78400.04	Insurance, Health Retiree Hospital/Medical Ins	45,134	42,319	42,319	35,956	44,435	48,958	6,639
78400.05	Insurance, Health HRA Employer Contribution	2,125	2,975	2,975	2,345	3,400	3,400	425
78400.09	Insurance, Health Retiree Healthcare Contributions	-2,992	-2,071	-2,071	-1,120	-2,175	-2,004	67
78700.00	NYS Disability Expense	76	77	77	59	77	77	0
78800.00	Flex 125 Employer Contribution Expense	1,119	1,516	1,516	1,516	1,516	1,532	16
Total: Employee Benefits		**134,126**	**163,897**	**163,897**	**119,838**	**176,376**	**176,370**	**12,473**
Total: Expenditures - DPW Administration		**486,875**	**584,365**	**1,103,890**	**833,673**	**1,112,545**	**1,112,239**	**527,874**

Acct Code	Title	Count	2021 Tentative Budget
	Account Clerical II	1	34,475
	CommPublicWorks	1	106,846
	Confidential Asst - Public Works	1	41,290
	Fiscal Administrator - Pblc Wrks	1	84,395
A.15.1490.000 Total		**4**	**267,006**

Departmental Revenues Budget Report

Account Number	Description	2019 Actual Amount	2020 Adopted Budget	2020 Amended Budget	2020 Actual as of 11/15/2020	2021 Department Request	2021 Tentative Budget	2021 Tentative vs 2020 Adopted Budget
A.15.1490.107 - Procurement Group								
Local Other								
42210.01	General Services, Other Gov General	0	23,000	23,000	0	23,000	23,000	0
42210.06	General Services, Other Gov Electric Reim Procurement Grp	1,546,798	2,055,000	2,055,000	968,485	2,000,000	2,000,000	-55,000
42210.07	General Services, Other Gov Natural Gas Reim Procurement Grp	1,405,306	1,700,000	1,700,000	718,654	1,400,000	1,400,000	-300,000
42701.01	Refund Prior Year's Expense General	54,362	0	0	41,568	0	0	0
42701.99	Refund Prior Year's Expense YE Expense Estimate Liquidation	0	0	0	1,200	0	0	0
Total: Local Other		**3,006,466**	**3,778,000**	**3,778,000**	**1,729,908**	**3,423,000**	**3,423,000**	**-355,000**
Total: Revenues - Procurement Group		**3,006,466**	**3,778,000**	**3,778,000**	**1,729,908**	**3,423,000**	**3,423,000**	**-355,000**

Departmental Expenditures Budget Report

Account Number	Description	2019 Actual Amount	2020 Adopted Budget	2020 Amended Budget	2020 Actual as of 11/15/2020	2021 Department Request	2021 Tentative Budget	2021 Tentative vs 2020 Adopted Budget
A.15.1490.107 - Procurement Group								
Contractual								
74000.02	Fees Miscellaneous Fees	679	23,000	23,000	9,694	23,000	23,000	0
74850.02	Utilities Electric	1,521,448	2,055,000	2,055,000	392,103	2,000,000	2,000,000	-55,000
74850.03	Utilities Natural Gas/Fuel Oil	1,372,880	1,700,000	1,700,001	647,233	1,400,000	1,400,000	-300,000
Total: Contractual		**2,895,008**	**3,778,000**	**3,778,001**	**1,049,030**	**3,423,000**	**3,423,000**	**-355,000**
Total: Expenditures - Procurement Group		**2,895,008**	**3,778,000**	**3,778,001**	**1,049,030**	**3,423,000**	**3,423,000**	**-355,000**

Departmental Revenues Budget Report

Account Number	Description	2019 Actual Amount	2020 Adopted Budget	2020 Amended Budget	2020 Actual as of 11/15/2020	2021 Department Request	2021 Tentative Budget	2021 Tentative vs 2020 Adopted Budget
A.15.1620.000 - Buildings and Grounds								
Internal Elimination								
40999.41	Recovery of Shared Services Maintenance in Lieu of Rent	5,239,387	5,453,090	5,453,090	4,968,205	4,978,790	4,978,790	-474,300
Total: Internal Elimination		**5,239,387**	**5,453,090**	**5,453,090**	**4,968,205**	**4,978,790**	**4,978,790**	**-474,300**
Local Other								
41289.02	Other General Gov Income Misc. Reimbursement	26,285	0	0	0	0	0	0
41289.09	Other General Gov Income Salary Reimbursement	7,167	0	0	0	0	0	0
42410.00	Rental of Real Property Revenue	254,085	278,676	278,676	245,342	281,308	281,308	2,632
42450.01	Commissions Vending	8,344	10,000	10,000	4,695	10,000	10,000	0
42545.01	Licenses, Other License Fees	24,850	25,125	25,125	25,125	25,125	25,125	0
42650.00	Sale of Scrap & Excess Materials Revenue	99	0	0	346	0	0	0
Total: Local Other		**320,829**	**313,801**	**313,801**	**275,507**	**316,433**	**316,433**	**2,632**
State Aid								
43021.00	State Aid Court Facilities Revenue	418,904	800,500	800,500	147,150	568,976	568,976	-231,524
Total: State Aid		**418,904**	**800,500**	**800,500**	**147,150**	**568,976**	**568,976**	**-231,524**
Total: Revenues - Buildings and Grounds		**5,979,120**	**6,567,391**	**6,567,391**	**5,390,862**	**5,864,199**	**5,864,199**	**-703,192**

Departmental Expenditures Budget Report

Account Number	Description	2019 Actual Amount	2020 Adopted Budget	2020 Amended Budget	2020 Actual as of 11/15/2020	2021 Department Request	2021 Tentative Budget	2021 Tentative vs 2020 Adopted Budget
A.15.1620.000 - Buildings and Grounds								
Personal Services								
71010.00	Positions Expense	2,017,924	2,178,385	2,172,912	1,577,782	2,211,362	2,212,406	34,021
71012.00	Longevity Expense	21,112	21,326	21,326	14,162	15,522	14,422	-6,904
71030.00	Part Time Expense	34,610	51,456	72,302	52,400	54,377	54,377	2,921
71033.00	Job Parity Expense	804	2,500	4,700	3,036	750	750	-1,750
71050.00	Overtime Expense	74,532	66,500	97,668	88,000	71,500	71,500	5,000
71070.00	Shift Differential Expense	7,545	9,000	12,420	8,422	8,200	8,200	-800
71086.00	Vacation Buyback Expense	10,807	12,000	12,000	0	11,250	11,250	-750
Total: Personal Services		**2,167,333**	**2,341,167**	**2,393,328**	**1,743,803**	**2,372,961**	**2,372,905**	**31,738**
Equipment and Capital Outlay								
72100.05	Machinery and Equipment Computer Equipment	0	7,500	7,500	0	0	0	-7,500
72100.20	Machinery and Equipment Buildings and Grounds Equipment	18,044	62,800	62,800	55,342	62,300	15,150	-47,650
72400.00	Land Improvements Expense	12,147	20,000	20,000	3,341	15,000	15,000	-5,000
Total: Equipment and Capital Outlay		**30,191**	**90,300**	**90,300**	**58,683**	**77,300**	**30,150**	**-60,150**
Contractual								
74200.01	Rents/Leases Rent	52,800	58,600	31,344	0	0	0	-58,600
74200.02	Rents/Leases Copier Rental	412	650	650	426	500	500	-150
74200.04	Rents/Leases Equipment Lease/Rental	0	8,500	10,756	10,756	8,500	8,500	0
74300.02	Reimbursements Routine Travel Expenses	10	30	30	0	30	30	0
74300.03	Reimbursements Travel, Mileage	35	25	25	0	50	50	25
74375.03	Communications Telephone System	477	600	600	224	500	500	-100
74500.02	Contractual Expenses Maintenance Service Contracts	26,716	60,115	74,925	35,585	60,805	60,805	690
74600.03	Professional Development Training and Education	1,443	3,340	1,140	0	2,370	2,370	-970
74650.07	Services, Professional Engineering Services	4,668	11,000	3,000	1,593	11,000	11,000	0
74650.10	Services, Professional Security	170,585	225,759	225,759	157,198	200,000	200,000	-25,759
74650.11	Services, Professional Physical Exams/Testing	1,162	1,000	1,114	823	1,200	1,200	200
74675.01	Services, Central Postage	39	100	100	24	100	100	0
74675.02	Services, Central Printing	220	500	500	8	400	400	-100
74675.03	Services, Central Print Shop Supplies	291	300	300	95	350	350	50
74700.01	Services, Disposal Waste/Refuse Disposal	15,442	16,000	18,200	12,042	17,000	17,000	1,000

Departmental Expenditures Budget Report

Account Number	Description	2019 Actual Amount	2020 Adopted Budget	2020 Amended Budget	2020 Actual as of 11/15/2020	2021 Department Request	2021 Tentative Budget	2021 Tentative vs 2020 Adopted Budget
74725.06	Services, Other Computer Service Contract	24,026	30,300	30,300	15,335	33,050	33,050	2,750
74750.01	Supplies, General Photographic Supplies/Service	248	800	686	156	800	800	0
74750.12	Supplies, General Computer Supplies	0	0	0	0	500	0	0
74750.13	Supplies, General Signs	0	15,000	21,910	0	15,000	15,000	0
74750.21	Supplies, General Gas and Oil	39,703	46,016	46,016	20,179	42,229	42,229	-3,787
74800.02	Supplies/Services, Maintenance HVAC/Electric Supplies	49,425	53,000	61,133	34,553	50,000	50,000	-3,000
74800.03	Supplies/Services, Maintenance Building Maint/Repairs/Supplies	106,907	100,000	100,000	52,985	110,000	100,000	0
74800.04	Supplies/Services, Maintenance Poisons/Pest Control	6,140	8,000	8,000	5,050	7,500	7,500	-500
74800.06	Supplies/Services, Maintenance Repairs and Maintenance	20,597	16,000	16,900	11,300	18,000	18,000	2,000
74800.07	Supplies/Services, Maintenance Janitor and Cleaning Supplies	60,913	63,000	63,000	46,423	65,000	65,000	2,000
74800.08	Supplies/Services, Maintenance Landscape/Grounds Maintenance	20,006	18,000	18,000	13,436	19,000	18,000	0
74800.10	Supplies/Services, Maintenance Miscellaneous Equip Under $500	14,140	14,000	14,000	11,277	14,000	14,000	0
74800.16	Supplies/Services, Maintenance Safety Equipment Under $500	3,460	13,000	13,000	10,010	10,000	10,000	-3,000
74850.01	Utilities Water	37,156	43,000	43,000	24,246	43,000	40,000	-3,000
74850.02	Utilities Electric	664,571	744,000	744,000	533,466	744,000	730,000	-14,000
Total: Contractual		**1,321,592**	**1,550,635**	**1,548,388**	**997,191**	**1,474,884**	**1,446,384**	**-104,251**
Employee Benefits								
78100.00	Retirement Expense	283,473	315,272	321,952	235,052	335,443	331,851	16,579
78200.00	FICA Expense	161,765	179,638	183,626	130,002	181,940	181,937	2,299
78300.00	Worker's Compensation Expense	59,662	67,420	68,932	52,608	68,347	62,411	-5,009
78400.01	Insurance, Health Active Hospital/Medical Ins	489,812	601,126	601,126	414,073	625,256	590,847	-10,279
78400.02	Insurance, Health Medicare Part B	51,801	52,511	52,511	28,455	55,137	71,745	19,234
78400.04	Insurance, Health Retiree Hospital/Medical Ins	645,366	693,390	693,390	620,167	728,060	680,961	-12,429
78400.05	Insurance, Health HRA Employer Contribution	29,030	30,495	30,495	27,824	31,304	32,154	1,659
78400.06	Insurance, Health Health Care Waiver	5,417	7,000	7,000	3,831	5,390	5,390	-1,610
78400.07	Insurance, Health Retiree Medicare Advantage	80,064	81,792	81,792	68,160	85,882	86,904	5,112
78400.09	Insurance, Health Retiree Healthcare Contributions	-3,208	-3,400	-3,400	-2,834	-3,570	-5,294	-1,894
78400.10	Insurance, Health Retiree Med Adv Contributions	-8,870	-8,945	-8,945	-7,392	-9,393	-8,946	-1
78700.00	NYS Disability Expense	535	539	539	453	527	604	65

Departmental Expenditures Budget Report

Account Number	Description	2019 Actual Amount	2020 Adopted Budget	2020 Amended Budget	2020 Actual as of 11/15/2020	2021 Department Request	2021 Tentative Budget	2021 Tentative vs 2020 Adopted Budget
78800.00	Flex 125 Employer Contribution Expense	24,987	22,357	22,357	22,357	21,926	22,157	-200
Total: Employee Benefits		**1,819,834**	**2,039,195**	**2,051,374**	**1,592,755**	**2,126,249**	**2,052,721**	**13,526**
Total: Expenditures - Buildings and Grounds		**5,338,951**	**6,021,297**	**6,083,390**	**4,392,430**	**6,051,394**	**5,902,160**	**-119,137**

Acct Code	Title	Count	2021 Tentative Budget
	Account Clerical I	1	33,105
	Account Clerical III	1	36,618
	Bldg Maint Mechanic	2	68,820
	Building Attendant	12	412,276
	Buildings & Grounds Supervisor	1	48,734
	Cleaner	9	203,720
	Cleaner p/t	4	54,377
	Cleaner/Laborer	2	58,652
	Deputy Commissioner of Pblc Wrks	1	95,141
	Electrician	1	44,537
	Gen Repair Person II	5	240,453
	General Mechanic	1	68,194
	General Repair Person	3	113,419
	Groundskeeper-Bldgs	6	216,296
	Head Cleaner	5	193,287
	Head Cleaner II	1	52,597
	HVAC Technician	1	54,079
	Maint Suprvisor/Bldgs & Grnds	1	62,536
	Masonry Worker	1	32,406
	Watchperson - Buildings	1	34,640
	Work Relief Prgm Crew Leader	2	87,919
	WorkReliefProgramSupv	1	54,977
A.15.1620.000 Total		**62**	**2,266,783**

Departmental Revenues Budget Report

Account Number	Description	2019 Actual Amount	2020 Adopted Budget	2020 Amended Budget	2020 Actual as of 11/15/2020	2021 Department Request	2021 Tentative Budget	2021 Tentative vs 2020 Adopted Budget
A.15.1620.108 - N.C.Power Management								
Local Other								
41289.08	Other General Gov Income Reimbursement, Other Depts	184,613	0	0	0	0	0	0
42655.03	Sales, Other Sale of Excess Power	876,884	1,469,000	1,544,132	246,978	1,334,000	1,334,000	-135,000
42701.01	Refund Prior Year's Expense General	19,075	0	0	20,603	0	0	0
42701.99	Refund Prior Year's Expense YE Expense Estimate Liquidation	0	0	0	2,905	0	0	0
42770.01	Unclassified (Specify) Other Unclassified Revenues	507,106	640,000	640,000	143,700	550,000	550,000	-90,000
Total: Local Other		**1,587,678**	**2,109,000**	**2,184,132**	**414,186**	**1,884,000**	**1,884,000**	**-225,000**
Total: Revenues - N.C.Power Management		**1,587,678**	**2,109,000**	**2,184,132**	**414,186**	**1,884,000**	**1,884,000**	**-225,000**

County of Niagara

2021 Tentative Budget

Departmental Expenditures Budget Report

Account Number	Description	2019 Actual Amount	2020 Adopted Budget	2020 Amended Budget	2020 Actual as of 11/15/2020	2021 Department Request	2021 Tentative Budget	2021 Tentative vs 2020 Adopted Budget
A.15.1620.108 - N.C.Power Management								
Contractual								
74000.02	Fees Miscellaneous Fees	18,484	19,000	19,000	7,582	19,000	19,000	0
74300.12	Reimbursements Low Cost Power	11,843	35,000	35,000	0	25,000	25,000	-10,000
74400.10	Miscellaneous Expenses Other Expenses	507,106	640,000	640,000	143,700	550,000	550,000	-90,000
74500.01	Contractual Expenses Contractual Expenses	101,154	390,000	465,132	54,725	390,000	390,000	0
74850.02	Utilities Electric	515,826	625,000	625,000	401,206	510,000	510,000	-115,000
74850.03	Utilities Natural Gas/Fuel Oil	348,919	400,000	400,000	210,712	390,000	390,000	-10,000
Total: Contractual		**1,503,332**	**2,109,000**	**2,184,132**	**817,925**	**1,884,000**	**1,884,000**	**-225,000**
Total: Expenditures - N.C.Power Management		**1,503,332**	**2,109,000**	**2,184,132**	**817,925**	**1,884,000**	**1,884,000**	**-225,000**

Departmental Revenues Budget Report

Account Number	Description	2019 Actual Amount	2020 Adopted Budget	2020 Amended Budget	2020 Actual as of 11/15/2020	2021 Department Request	2021 Tentative Budget	2021 Tentative vs 2020 Adopted Budget
A.15.6610.000 - Sealer Weights and Measures								
Local Other								
41962.01	Fees Weights & Measures Fees	45,945	42,500	42,500	25,923	43,000	43,000	500
41962.02	Fees Weights & Measures Fines	900	0	0	600	300	300	300
Total: Local Other		**46,845**	**42,500**	**42,500**	**26,523**	**43,300**	**43,300**	**800**
State Aid								
43589.02	Other Transportation Gas Sampling Reimbursement	4,026	5,500	5,500	632	5,000	5,000	-500
Total: State Aid		**4,026**	**5,500**	**5,500**	**632**	**5,000**	**5,000**	**-500**
Total: Revenues - Sealer Weights and Measures		**50,871**	**48,000**	**48,000**	**27,155**	**48,300**	**48,300**	**300**

Departmental Expenditures Budget Report

Account Number	Description	2019 Actual Amount	2020 Adopted Budget	2020 Amended Budget	2020 Actual as of 11/15/2020	2021 Department Request	2021 Tentative Budget	2021 Tentative vs 2020 Adopted Budget
A.15.6610.000 - Sealer Weights and Measures								
Personal Services								
71010.00	Positions Expense	113,637	120,713	120,713	100,441	126,246	126,246	5,533
Total: Personal Services		**113,637**	**120,713**	**120,713**	**100,441**	**126,246**	**126,246**	**5,533**
Contractual								
74000.02	Fees Miscellaneous Fees	383	500	500	288	500	500	0
74200.02	Rents/Leases Copier Rental	47	50	100	43	50	50	0
74250.01	Office Expenses Office Supplies	140	150	150	140	150	150	0
74250.03	Office Expenses Printing/Duplicating	0	500	500	0	500	500	0
74300.01	Reimbursements Travel, Conference	0	500	400	0	500	0	-500
74300.02	Reimbursements Routine Travel Expenses	0	300	300	18	100	50	-250
74300.03	Reimbursements Travel, Mileage	84	100	100	0	100	100	0
74375.03	Communications Telephone System	30	100	100	11	50	50	-50
74375.05	Communications Cellular Phone	897	840	840	623	429	429	-411
74600.04	Professional Development Dues and Memberships	150	150	150	150	150	150	0
74675.01	Services, Central Postage	105	75	125	59	100	100	25
74675.02	Services, Central Printing	28	200	200	0	200	200	0
74675.03	Services, Central Print Shop Supplies	28	50	50	0	50	50	0
74750.02	Supplies, General Supplies/Materials	733	900	900	879	1,000	1,000	100
74750.21	Supplies, General Gas and Oil	2,279	2,791	2,791	1,339	3,075	2,300	-491
74800.06	Supplies/Services, Maintenance Repairs and Maintenance	445	500	500	358	500	500	0
74800.10	Supplies/Services, Maintenance Miscellaneous Equip Under $500	343	300	300	257	350	350	50
74800.16	Supplies/Services, Maintenance Safety Equipment Under $500	473	500	500	378	500	500	0
Total: Contractual		**6,165**	**8,506**	**8,506**	**4,544**	**8,304**	**6,979**	**-1,527**
Employee Benefits								
78100.00	Retirement Expense	10,506	11,508	11,508	10,051	13,111	13,111	1,603
78200.00	FICA Expense	8,690	9,310	9,310	7,665	9,734	9,734	424
78300.00	Worker's Compensation Expense	3,114	3,477	3,477	3,034	3,635	3,320	-157
78400.01	Insurance, Health Active Hospital/Medical Ins	12,230	12,964	12,964	11,343	13,612	12,542	-422
78400.02	Insurance, Health Medicare Part B	1,259	1,279	1,279	832	1,343	1,840	561

Departmental Expenditures Budget Report

Account Number	Description	2019 Actual Amount	2020 Adopted Budget	2020 Amended Budget	2020 Actual as of 11/15/2020	2021 Department Request	2021 Tentative Budget	2021 Tentative vs 2020 Adopted Budget
78400.04	Insurance, Health Retiree Hospital/Medical Ins	27,310	28,949	28,949	24,124	30,397	28,007	-942
78400.05	Insurance, Health HRA Employer Contribution	850	850	850	850	850	850	0
78400.06	Insurance, Health Health Care Waiver	1,000	1,000	1,000	1,000	1,000	1,000	0
78700.00	NYS Disability Expense	229	231	231	203	231	231	0
78800.00	Flex 125 Employer Contribution Expense	1,119	1,137	1,137	1,137	1,137	1,149	12
Total: Employee Benefits		**66,307**	**70,705**	**70,705**	**60,239**	**75,050**	**71,784**	**1,079**
Total: Expenditures - Sealer Weights and Measures		**186,109**	**199,924**	**199,924**	**165,224**	**209,600**	**205,009**	**5,085**

Acct Code	Title	Count	2021 Tentative Budget
	Deputy Municipal Dir-Wgts&Meas	1	41,491
	Director of Weights & Measures	1	47,758
	Weights & Measures Inspector	1	36,997
A.15.6610.000 Total		**3**	**126,246**

Departmental Revenues Budget Report

Account Number	Description	2019 Actual Amount	2020 Adopted Budget	2020 Amended Budget	2020 Actual as of 11/15/2020	2021 Department Request	2021 Tentative Budget	2021 Tentative vs 2020 Adopted Budget
A.15.7110.000 - Parks								
Internal Elimination								
40080.00	Events/Parks Security Deposits	0	0	0	5,000	0	0	0
Total: Internal Elimination		**0**	**0**	**0**	**5,000**	**0**	**0**	**0**
Local Other								
42001.01	Park and Recreation Charges General	0	0	0	0	236,000	0	0
42001.02	Park and Recreation Charges Shelter Reservations	81,295	85,000	85,000	37,962	85,000	85,000	0
42012.00	Recreation, Concession Revenue	0	0	0	0	14,000	0	0
42025.01	Special Recreation Facility Chgs Golf Course Surcharge	0	0	0	0	19,500	0	0
42025.02	Special Recreation Facility Chgs Pro Shop	0	0	0	0	10,500	0	0
42025.03	Special Recreation Facility Chgs Golf Pro Services	0	0	0	0	2,100	0	0
42025.04	Special Recreation Facility Chgs Cart Rental	0	0	0	0	126,000	0	0
42690.01	Other Compensation for Loss Restitution	271	0	0	0	0	0	0
42705.00	Gifts and Donations Revenue	200	0	0	0	0	0	0
Total: Local Other		**81,766**	**85,000**	**85,000**	**37,962**	**493,100**	**85,000**	**0**
State Aid								
43889.01	Other Culture & Recreation Snowmobile Trail Grant	21,840	22,000	22,000	21,712	22,000	22,000	0
Total: State Aid		**21,840**	**22,000**	**22,000**	**21,712**	**22,000**	**22,000**	**0**
Total: Revenues - Parks		**103,606**	**107,000**	**107,000**	**64,674**	**515,100**	**107,000**	**0**

Departmental Expenditures Budget Report

Account Number	Description	2019 Actual Amount	2020 Adopted Budget	2020 Amended Budget	2020 Actual as of 11/15/2020	2021 Department Request	2021 Tentative Budget	2021 Tentative vs 2020 Adopted Budget
A.15.7110.000 - Parks								
Personal Services								
71010.00	Positions Expense	460,391	487,586	497,772	353,017	625,945	515,937	28,351
71011.00	Seasonal Help Expense	66,672	71,649	71,649	41,951	136,376	67,500	-4,149
71012.00	Longevity Expense	3,994	4,137	4,137	3,185	5,594	3,821	-316
71033.00	Job Parity Expense	0	200	200	0	200	200	0
71050.00	Overtime Expense	14,972	17,500	17,500	12,908	22,300	17,000	-500
71070.00	Shift Differential Expense	345	500	690	94	325	300	-200
71086.00	Vacation Buyback Expense	1,574	3,000	3,000	0	3,105	2,200	-800
Total: Personal Services		**547,948**	**584,572**	**594,948**	**411,155**	**793,845**	**606,958**	**22,386**
Equipment and Capital Outlay								
72100.05	Machinery and Equipment Computer Equipment	379	0	0	0	0	0	0
72100.14	Machinery and Equipment Miscellaneous Equipment	60,314	42,175	36,362	12,200	147,210	57,110	14,935
72100.20	Machinery and Equipment Buildings and Grounds Equipment	0	0	52,963	0	0	0	0
72400.00	Land Improvements Expense	0	43,700	31,700	6,041	30,000	0	-43,700
Total: Equipment and Capital Outlay		**60,693**	**85,875**	**121,025**	**18,241**	**177,210**	**57,110**	**-28,765**
Contractual								
74000.02	Fees Miscellaneous Fees	0	0	0	0	6,000	0	0
74200.02	Rents/Leases Copier Rental	122	350	850	595	650	350	0
74200.04	Rents/Leases Equipment Lease/Rental	0	0	0	0	14,250	0	0
74250.01	Office Expenses Office Supplies	496	500	500	37	750	500	0
74375.01	Communications Advertising & Promotion	0	0	0	0	600	0	0
74375.02	Communications Telephone Usage	2,998	4,000	3,500	2,090	4,000	4,000	0
74375.03	Communications Telephone System	30	50	50	11	200	50	0
74375.08	Communications Internet Service	948	2,000	2,000	711	2,000	2,000	0
74450.01	Special Activities Pro Shop Merchandise	0	0	0	0	8,000	0	0
74500.01	Contractual Expenses Contractual Expenses	20,640	22,000	22,000	20,512	24,000	22,000	0
74500.02	Contractual Expenses Maintenance Service Contracts	3,016	5,425	5,425	0	6,900	6,900	1,475
74600.03	Professional Development Training and Education	1,187	2,000	2,000	25	2,000	2,000	0
74600.04	Professional Development Dues and Memberships	0	0	0	0	1,000	1,000	1,000

Departmental Expenditures Budget Report

Account Number	Description	2019 Actual Amount	2020 Adopted Budget	2020 Amended Budget	2020 Actual as of 11/15/2020	2021 Department Request	2021 Tentative Budget	2021 Tentative vs 2020 Adopted Budget
74650.11	Services, Professional Physical Exams/Testing	2,134	2,500	2,500	873	3,500	2,500	0
74675.01	Services, Central Postage	131	200	200	9	200	200	0
74675.02	Services, Central Printing	0	50	50	0	125	50	0
74675.03	Services, Central Print Shop Supplies	59	50	50	12	125	50	0
74700.01	Services, Disposal Waste/Refuse Disposal	18,839	23,000	23,000	8,717	26,000	23,000	0
74750.13	Supplies, General Signs	0	10,000	38,160	6,910	10,000	10,000	0
74750.21	Supplies, General Gas and Oil	25,675	30,349	30,349	9,314	50,673	30,471	122
74800.03	Supplies/Services, Maintenance Building Maint/Repairs/Supplies	9,605	20,000	20,000	10,382	20,000	20,000	0
74800.06	Supplies/Services, Maintenance Repairs and Maintenance	16,029	24,200	24,200	15,745	25,000	25,000	800
74800.07	Supplies/Services, Maintenance Janitor and Cleaning Supplies	8,079	4,250	4,309	39	15,000	8,000	3,750
74800.08	Supplies/Services, Maintenance Landscape/Grounds Maintenance	9,823	14,100	26,100	7,732	45,000	20,000	5,900
74800.10	Supplies/Services, Maintenance Miscellaneous Equip Under $500	18,077	12,650	12,650	2,568	20,000	15,000	2,350
74800.11	Supplies/Services, Maintenance Vehicle Maintenance	0	0	0	0	20,000	0	0
74800.16	Supplies/Services, Maintenance Safety Equipment Under $500	1,519	4,000	4,000	2,363	6,000	4,000	0
74850.01	Utilities Water	16,258	18,000	18,000	10,115	32,000	18,000	0
Total: Contractual		**155,662**	**199,674**	**239,893**	**98,760**	**343,973**	**215,071**	**15,397**
Employee Benefits								
78100.00	Retirement Expense	61,232	67,596	68,892	50,801	92,053	71,449	3,853
78200.00	FICA Expense	40,864	44,832	45,627	30,577	60,723	46,428	1,596
78300.00	Worker's Compensation Expense	15,061	16,839	17,134	12,387	22,867	15,957	-882
78400.01	Insurance, Health Active Hospital/Medical Ins	116,039	124,897	124,897	88,278	171,422	124,728	-169
78400.02	Insurance, Health Medicare Part B	7,108	6,991	6,991	3,449	7,341	9,198	2,207
78400.04	Insurance, Health Retiree Hospital/Medical Ins	207,592	214,376	214,376	178,646	225,095	220,333	5,957
78400.05	Insurance, Health HRA Employer Contribution	8,407	7,178	7,178	6,682	9,350	7,438	260
78400.06	Insurance, Health Health Care Waiver	667	1,500	1,500	667	0	0	-1,500
78400.07	Insurance, Health Retiree Medicare Advantage	10,008	10,224	10,224	8,520	10,736	10,224	0
78400.09	Insurance, Health Retiree Healthcare Contributions	-8,026	-8,507	-8,507	-7,090	-8,933	-8,231	276
78700.00	NYS Disability Expense	68	145	145	117	154	150	5

Departmental Expenditures Budget Report

Account Number	Description	2019 Actual Amount	2020 Adopted Budget	2020 Amended Budget	2020 Actual as of 11/15/2020	2021 Department Request	2021 Tentative Budget	2021 Tentative vs 2020 Adopted Budget
78800.00	Flex 125 Employer Contribution Expense	5,367	5,075	5,075	5,075	6,064	5,247	172
Total: Employee Benefits		**464,388**	**491,146**	**493,532**	**378,110**	**596,872**	**502,921**	**11,775**
Total: Expenditures - Parks		**1,228,691**	**1,361,267**	**1,449,397**	**906,266**	**1,911,900**	**1,382,060**	**20,793**

Acct Code	Title	Count	2021 Tentative Budget
	Account Clerical III	1	35,008
	Groundskeeper II	5	207,688
	Groundskeeper-Motor Equip Oprtr	1	33,784
	Groundskeeper-Parks	6	189,011
	Parks Supervisor	1	50,446
	Seasonal Laborer - Parks	15	67,500
A.15.7110.000 Total		**29**	**583,437**

Departmental Revenues Budget Report

Account Number	Description	2019 Actual Amount	2020 Adopted Budget	2020 Amended Budget	2020 Actual as of 11/15/2020	2021 Department Request	2021 Tentative Budget	2021 Tentative vs 2020 Adopted Budget
A.15.8160.802 - Solid Waste Recycling								
State Aid								
43989.03	Other Home & Community Service NYSDEC Solid Waste Recycling	74,214	103,844	103,844	0	99,696	95,946	-7,898
Total: State Aid		**74,214**	**103,844**	**103,844**	**0**	**99,696**	**95,946**	**-7,898**
Total: Revenues - Solid Waste Recycling		**74,214**	**103,844**	**103,844**	**0**	**99,696**	**95,946**	**-7,898**

Departmental Expenditures Budget Report

Account Number	Description	2019 Actual Amount	2020 Adopted Budget	2020 Amended Budget	2020 Actual as of 11/15/2020	2021 Department Request	2021 Tentative Budget	2021 Tentative vs 2020 Adopted Budget
A.15.8160.802 - Solid Waste Recycling								
Personal Services								
71010.00	Positions Expense	74,786	76,281	76,281	64,981	77,807	77,807	1,526
71012.00	Longevity Expense	180	180	180	159	180	180	0
Total: Personal Services		**74,966**	**76,461**	**76,461**	**65,140**	**77,987**	**77,987**	**1,526**
Contractual								
74200.02	Rents/Leases Copier Rental	31	75	75	24	75	75	0
74250.01	Office Expenses Office Supplies	45	150	150	5	150	150	0
74300.01	Reimbursements Travel, Conference	70	1,470	1,470	475	2,050	1,470	0
74300.02	Reimbursements Routine Travel Expenses	25	510	510	0	510	510	0
74300.03	Reimbursements Travel, Mileage	651	800	800	406	800	800	0
74375.01	Communications Advertising & Promotion	858	7,000	14,739	8,831	7,000	7,000	0
74375.03	Communications Telephone System	30	75	75	11	75	75	0
74375.08	Communications Internet Service	127	5,000	5,000	18	5,000	5,000	0
74500.01	Contractual Expenses Contractual Expenses	67,266	94,100	101,065	4,258	83,000	77,500	-16,600
74600.03	Professional Development Training and Education	0	70	70	70	0	0	-70
74600.04	Professional Development Dues and Memberships	515	0	455	455	257	257	257
74675.01	Services, Central Postage	55	50	50	39	50	50	0
74675.03	Services, Central Print Shop Supplies	18	50	50	4	50	50	0
Total: Contractual		**69,690**	**109,350**	**124,509**	**14,598**	**99,017**	**92,937**	**-16,413**
Employee Benefits								
78100.00	Retirement Expense	11,845	12,257	12,257	10,428	13,814	13,814	1,557
78200.00	FICA Expense	5,331	5,850	5,850	4,622	5,965	5,965	115
78300.00	Worker's Compensation Expense	2,066	2,202	2,202	1,870	2,246	2,051	-151
78400.01	Insurance, Health Active Hospital/Medical Ins	11,516	12,207	12,207	10,681	12,817	11,810	-397
78400.05	Insurance, Health HRA Employer Contribution	680	680	680	680	680	680	0
78800.00	Flex 125 Employer Contribution Expense	298	303	303	303	303	306	3
Total: Employee Benefits		**31,736**	**33,499**	**33,499**	**28,584**	**35,825**	**34,626**	**1,127**
Total: Expenditures - Solid Waste Recycling		**176,392**	**219,310**	**234,469**	**108,321**	**212,829**	**205,550**	**-13,760**

Acct Code	Title	Count	2021 Tentative Budget
	Environmental Science Coord	1	77,807
A.15.8160.802 Total		**1**	**77,807**

Departmental Revenues Budget Report

Account Number	Description	2019 Actual Amount	2020 Adopted Budget	2020 Amended Budget	2020 Actual as of 11/15/2020	2021 Department Request	2021 Tentative Budget	2021 Tentative vs 2020 Adopted Budget
A.16.1680.000 - Central Information Technology								
Local Other								
41289.04	Other General Gov Income Information Technology Fees	962,870	1,056,593	1,056,593	997,061	1,114,201	1,114,201	57,608
41289.06	Other General Gov Income Telephone Reimbursement	38,437	38,982	38,982	18,283	38,954	38,954	-28
41289.10	Other General Gov Income Special Events	10,745	25,000	25,000	-290	25,000	25,000	0
42210.01	General Services, Other Gov General	23,011	21,200	21,200	2,862	11,437	11,437	-9,763
Total: Local Other		**1,035,063**	**1,141,775**	**1,141,775**	**1,017,916**	**1,189,592**	**1,189,592**	**47,817**
Total: Revenues - Central Information Technology		**1,035,063**	**1,141,775**	**1,141,775**	**1,017,916**	**1,189,592**	**1,189,592**	**47,817**

Departmental Expenditures Budget Report

Account Number	Description	2019 Actual Amount	2020 Adopted Budget	2020 Amended Budget	2020 Actual as of 11/15/2020	2021 Department Request	2021 Tentative Budget	2021 Tentative vs 2020 Adopted Budget
A.16.1680.000 - Central Information Technology								
Personal Services								
71010.00	Positions Expense	814,472	945,177	917,477	754,265	953,024	955,253	10,076
71011.00	Seasonal Help Expense	5,200	4,130	34,517	34,517	4,375	4,375	245
71012.00	Longevity Expense	5,663	6,248	6,248	4,938	4,187	4,187	-2,061
71050.00	Overtime Expense	2,749	11,876	20,993	20,526	5,136	5,160	-6,716
Total: Personal Services		**828,084**	**967,431**	**979,235**	**814,245**	**966,722**	**968,975**	**1,544**
Equipment and Capital Outlay								
72100.05	Machinery and Equipment Computer Equipment	119,131	123,395	181,645	165,477	140,569	140,569	17,174
Total: Equipment and Capital Outlay		**119,131**	**123,395**	**181,645**	**165,477**	**140,569**	**140,569**	**17,174**
Contractual								
74200.02	Rents/Leases Copier Rental	128	200	200	48	200	200	0
74250.01	Office Expenses Office Supplies	167	300	410	179	300	300	0
74300.01	Reimbursements Travel, Conference	100	2,800	477	340	2,961	2,961	161
74300.02	Reimbursements Routine Travel Expenses	0	25	25	0	25	25	0
74300.03	Reimbursements Travel, Mileage	1,540	700	1,350	953	725	725	25
74375.01	Communications Advertising & Promotion	4,011	3,295	830	189	4,000	4,000	705
74375.02	Communications Telephone Usage	7,961	13,427	13,427	10,777	13,180	13,180	-247
74375.03	Communications Telephone System	71,314	57,581	57,581	39,754	52,483	52,483	-5,098
74375.04	Communications Leased Lines	157,073	130,680	130,680	102,286	130,680	130,680	0
74375.05	Communications Cellular Phone	522	485	17,960	15,492	53,606	53,606	53,121
74375.08	Communications Internet Service	23,022	23,028	23,028	21,040	28,728	28,728	5,700
74500.01	Contractual Expenses Contractual Expenses	17,071	31,000	93,032	73,030	32,364	32,364	1,364
74500.02	Contractual Expenses Maintenance Service Contracts	579,593	619,369	612,061	420,476	791,685	791,685	172,316
74600.02	Professional Development Books and Subscriptions	0	200	200	0	200	200	0
74600.03	Professional Development Training and Education	1,208	5,295	4,645	980	5,500	5,500	205
74600.04	Professional Development Dues and Memberships	0	150	150	50	150	150	0
74650.11	Services, Professional Physical Exams/Testing	194	194	555	186	282	282	88
74675.01	Services, Central Postage	35	60	60	44	60	60	0
74675.02	Services, Central Printing	30	50	50	0	50	50	0

Departmental Expenditures Budget Report

Account Number	Description	2019 Actual Amount	2020 Adopted Budget	2020 Amended Budget	2020 Actual as of 11/15/2020	2021 Department Request	2021 Tentative Budget	2021 Tentative vs 2020 Adopted Budget
74675.03	Services, Central Print Shop Supplies	80	225	225	14	225	225	0
74675.06	Services, Central Maintenance in Lieu of Rent	99,950	106,272	106,272	95,310	99,468	99,468	-6,804
74750.02	Supplies, General Supplies/Materials	9,934	29,856	40,721	4,657	31,100	31,100	1,244
74750.12	Supplies, General Computer Supplies	79,127	109,670	97,832	7,031	114,646	114,646	4,976
74750.21	Supplies, General Gas and Oil	0	20	20	0	20	20	0
74800.06	Supplies/Services, Maintenance Repairs and Maintenance	0	120	120	0	120	120	0
Total: Contractual		**1,053,063**	**1,135,002**	**1,201,911**	**792,835**	**1,362,758**	**1,362,758**	**227,756**
Employee Benefits								
78100.00	Retirement Expense	103,603	120,454	120,454	98,762	126,654	126,888	6,434
78200.00	FICA Expense	61,837	74,085	74,085	61,132	74,029	74,202	117
78300.00	Worker's Compensation Expense	22,650	27,861	27,861	24,216	27,841	25,485	-2,376
78400.01	Insurance, Health Active Hospital/Medical Ins	171,847	212,675	212,675	158,003	199,118	183,459	-29,216
78400.02	Insurance, Health Medicare Part B	5,734	5,826	5,826	2,867	6,118	7,359	1,533
78400.04	Insurance, Health Retiree Hospital/Medical Ins	59,418	53,316	53,316	49,595	55,982	71,571	18,255
78400.05	Insurance, Health HRA Employer Contribution	7,505	9,205	9,205	8,072	8,355	8,355	-850
78400.06	Insurance, Health Health Care Waiver	1,000	1,000	1,000	1,000	1,000	1,000	0
78400.07	Insurance, Health Retiree Medicare Advantage	19,182	25,560	25,560	21,300	26,838	29,160	3,600
78400.09	Insurance, Health Retiree Healthcare Contributions	-7,768	-3,400	-3,400	-2,834	-3,570	-3,290	110
78400.10	Insurance, Health Retiree Med Adv Contributions	-2,085	-5,111	-5,111	-4,410	-5,367	-6,912	-1,801
78700.00	NYS Disability Expense	688	847	847	667	770	770	-77
78800.00	Flex 125 Employer Contribution Expense	4,849	5,685	5,685	5,685	5,685	5,745	60
Total: Employee Benefits		**448,459**	**528,003**	**528,003**	**424,055**	**523,453**	**523,792**	**-4,211**
Total: Expenditures - Central Information Technology		**2,448,738**	**2,753,831**	**2,890,794**	**2,196,612**	**2,993,502**	**2,996,094**	**242,263**

Acct Code	Title	Count	2021 Tentative Budget
	Asst Network Administrator	1	60,620
	Cnfidntl Scrtry-Data Prcsng	1	49,256
	Computer Network Administrator	1	75,875
	Computer Programmer	1	59,670
	Database Administrator	1	64,950
	Deputy Director of Info Tech	1	64,143
	Director InformationTechnology	1	107,371
	Information Tech. Project Mngr	1	95,141
	Information Technology Tech	1	55,011
	Junior Network Administrator	1	51,558
	Micro Cmptr Legal Systems Spclst	1	48,306
	Micro Computer Coordinator	2	101,436
	Micro Computer Specialist	1	54,737
	MicroComp/StudentInt	1	4,375
	Systems Analyst	1	67,179
A.16.1680.000 Total		**16**	**959,628**

Departmental Expenditures Budget Report

Account Number	Description	2019 Actual Amount	2020 Adopted Budget	2020 Amended Budget	2020 Actual as of 11/15/2020	2021 Department Request	2021 Tentative Budget	2021 Tentative vs 2020 Adopted Budget
A.16.1680.109 - Geographic Info.System (GIS)								
Personal Services								
71010.00	Positions Expense	70,815	72,516	72,516	60,338	73,683	73,683	1,167
71011.00	Seasonal Help Expense	3,807	4,130	4,130	1,879	4,375	4,375	245
Total: Personal Services		**74,622**	**76,646**	**76,646**	**62,217**	**78,058**	**78,058**	**1,412**
Contractual								
74250.01	Office Expenses Office Supplies	0	100	100	51	100	100	0
74300.01	Reimbursements Travel, Conference	416	650	553	0	650	650	0
74300.03	Reimbursements Travel, Mileage	138	200	200	0	200	200	0
74375.03	Communications Telephone System	30	30	30	11	30	30	0
74500.01	Contractual Expenses Contractual Expenses	0	2,000	2,000	0	2,000	2,000	0
74500.02	Contractual Expenses Maintenance Service Contracts	20,873	21,058	21,058	13,068	21,058	21,058	0
74600.02	Professional Development Books and Subscriptions	60	150	150	30	150	150	0
74600.03	Professional Development Training and Education	61	500	500	129	500	500	0
74600.04	Professional Development Dues and Memberships	150	150	150	0	150	150	0
74650.11	Services, Professional Physical Exams/Testing	97	97	194	97	97	97	0
74750.12	Supplies, General Computer Supplies	0	50	50	0	50	50	0
Total: Contractual		**21,825**	**24,985**	**24,985**	**13,386**	**24,985**	**24,985**	**0**
Employee Benefits								
78100.00	Retirement Expense	6,555	6,913	6,913	6,047	7,652	7,652	739
78200.00	FICA Expense	5,576	5,863	5,863	4,633	5,970	5,970	107
78300.00	Worker's Compensation Expense	2,048	2,207	2,207	1,879	2,248	2,053	-154
78400.01	Insurance, Health Active Hospital/Medical Ins	16,176	17,146	17,146	15,003	18,004	16,588	-558
78400.05	Insurance, Health HRA Employer Contribution	440	440	440	440	440	440	0
78700.00	NYS Disability Expense	76	77	77	68	77	77	0
78800.00	Flex 125 Employer Contribution Expense	373	379	379	379	379	383	4
Total: Employee Benefits		**31,244**	**33,025**	**33,025**	**28,449**	**34,770**	**33,163**	**138**
Total: Expenditures - Geographic Info.System (GIS)		**127,691**	**134,656**	**134,656**	**104,053**	**137,813**	**136,206**	**1,550**

Acct Code	Title	Count	2021 Tentative Budget
	GIS Assistant - Seasonal	1	4,375
	GIS Coordinator	1	73,683
A.16.1680.109 Total		**2**	**78,058**

Departmental Revenues Budget Report

Account Number	Description	2019 Actual Amount	2020 Adopted Budget	2020 Amended Budget	2020 Actual as of 11/15/2020	2021 Department Request	2021 Tentative Budget	2021 Tentative vs 2020 Adopted Budget
A.16.3645.000 - Homeland Security								
Federal Aid								
44305.02	Civil Defense Homeland Security	0	0	50,000	0	0	0	0
Total: Federal Aid		**0**	**0**	**50,000**	**0**	**0**	**0**	**0**
Total: Revenues - Homeland Security		**0**	**0**	**50,000**	**0**	**0**	**0**	**0**

Departmental Expenditures Budget Report

Account Number	Description	2019 Actual Amount	2020 Adopted Budget	2020 Amended Budget	2020 Actual as of 11/15/2020	2021 Department Request	2021 Tentative Budget	2021 Tentative vs 2020 Adopted Budget
A.16.3645.000 - Homeland Security								
Equipment and Capital Outlay								
72100.26	Machinery and Equipment Technology Systems	0	0	97,764	41,678	44,086	44,086	44,086
Total: Equipment and Capital Outlay		**0**	**0**	**97,764**	**41,678**	**44,086**	**44,086**	**44,086**
Total: Expenditures - Homeland Security		**0**	**0**	**97,764**	**41,678**	**44,086**	**44,086**	**44,086**

THIS PAGE LEFT BLANK INTENTIONALLY

TIER 4

ECONOMIC DEVELOPMENT

Sportfishing
Economic Development
Economic Development Alliance
Beautification Funds
Empower Niagara Funds

THIS PAGE LEFT BLANK INTENTIONALLY

TIER 4 - ECONOMIC DEVELOPMENT

APPROPRIATIONS
$1,163,388

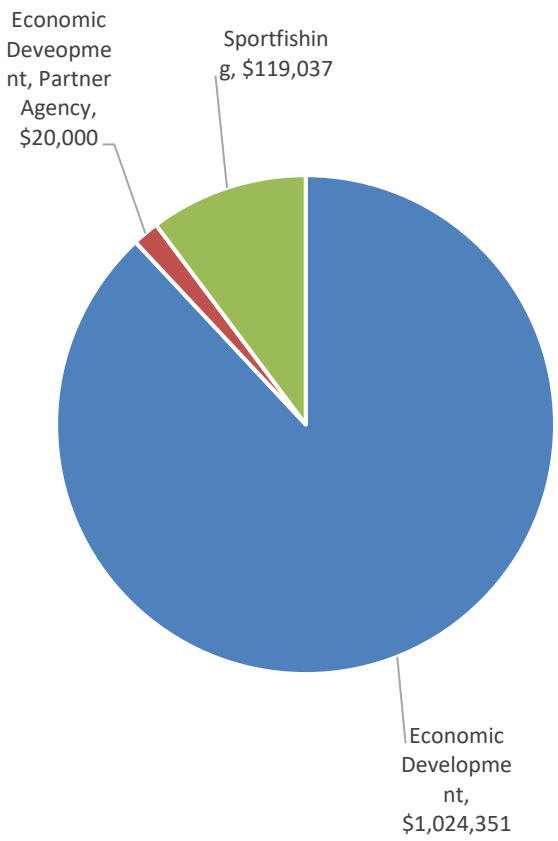

REVENUES
$292,583

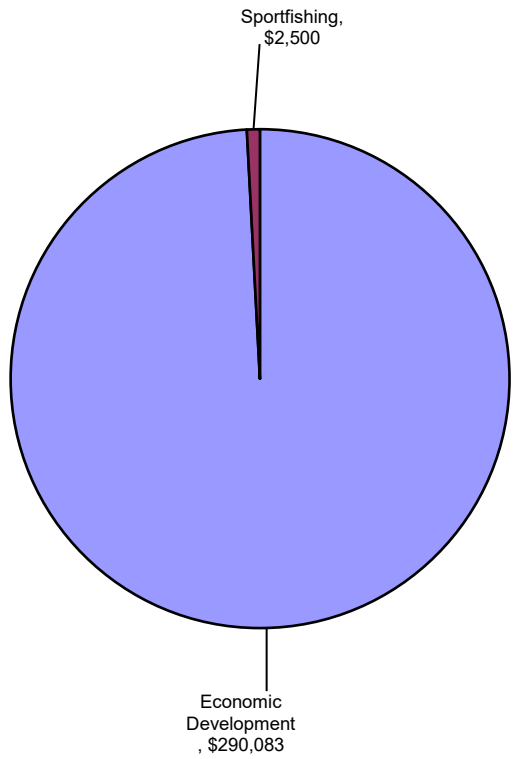

COUNTY COST
$870,805

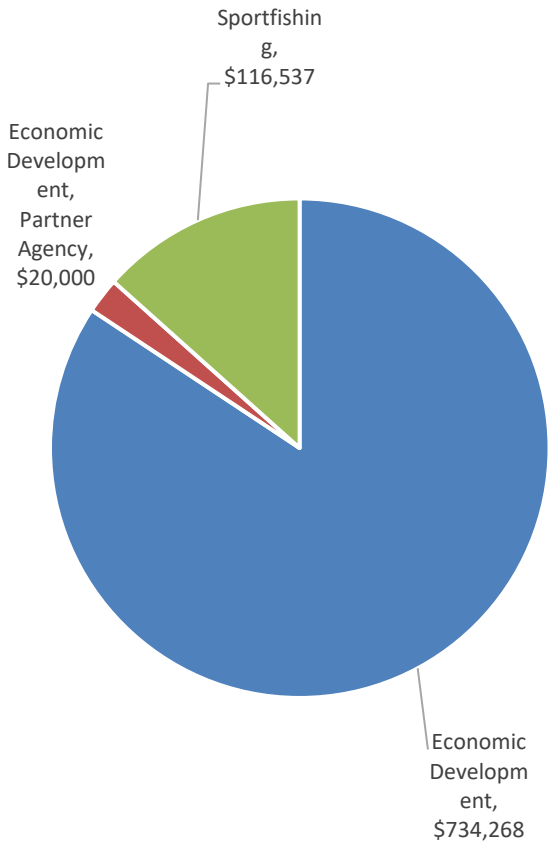

THIS PAGE LEFT BLANK INTENTIONALLY

Departmental Revenues Budget Report

Account Number	Description	2019 Actual Amount	2020 Adopted Budget	2020 Amended Budget	2020 Actual as of 11/15/2020	2021 Department Request	2021 Tentative Budget	2021 Tentative vs 2020 Adopted Budget
A.28.7989.704 - Sportfishing								
Internal Elimination								
40999.42	Recovery of Shared Services Print Shop	710	1,000	1,000	568	1,000	1,000	0
Total: Internal Elimination		**710**	**1,000**	**1,000**	**568**	**1,000**	**1,000**	**0**
Local Other								
41289.02	Other General Gov Income Misc. Reimbursement	1,034	3,000	3,000	0	1,500	1,500	-1,500
Total: Local Other		**1,034**	**3,000**	**3,000**	**0**	**1,500**	**1,500**	**-1,500**
Total: Revenues - Sportfishing		**1,744**	**4,000**	**4,000**	**568**	**2,500**	**2,500**	**-1,500**

Departmental Expenditures Budget Report

Account Number	Description	2019 Actual Amount	2020 Adopted Budget	2020 Amended Budget	2020 Actual as of 11/15/2020	2021 Department Request	2021 Tentative Budget	2021 Tentative vs 2020 Adopted Budget
A.28.7989.704 - Sportfishing								
Personal Services								
71010.00	Positions Expense	59,952	61,151	61,151	52,092	62,374	57,310	-3,841
71012.00	Longevity Expense	1,150	1,150	1,150	1,017	1,150	575	-575
Total: Personal Services		**61,102**	**62,301**	**62,301**	**53,109**	**63,524**	**57,885**	**-4,416**
Contractual								
74300.03	Reimbursements Travel, Mileage	0	100	100	0	50	50	-50
74550.04	Programs Fishing Promotion	50,000	50,000	50,000	50,000	18,600	18,600	-31,400
74650.08	Services, Professional Consultants/Expert Services	0	0	0	0	10,000	10,000	10,000
74675.02	Services, Central Printing	710	1,000	1,000	568	1,000	1,000	0
74750.21	Supplies, General Gas and Oil	953	902	902	395	902	902	0
Total: Contractual		**51,662**	**52,002**	**52,002**	**50,963**	**30,552**	**30,552**	**-21,450**
Employee Benefits								
78100.00	Retirement Expense	9,654	9,987	9,987	8,502	11,254	10,227	240
78200.00	FICA Expense	4,565	4,766	4,766	3,961	4,859	4,428	-338
78300.00	Worker's Compensation Expense	1,684	1,794	1,794	1,524	1,830	1,522	-272
78400.01	Insurance, Health Active Hospital/Medical Ins	12,862	13,634	13,634	11,930	14,316	13,190	-444
78400.05	Insurance, Health HRA Employer Contribution	850	850	850	850	850	850	0
78800.00	Flex 125 Employer Contribution Expense	373	379	379	379	379	383	4
Total: Employee Benefits		**29,988**	**31,410**	**31,410**	**27,146**	**33,488**	**30,600**	**-810**
Total: Expenditures - Sportfishing		**142,752**	**145,713**	**145,713**	**131,218**	**127,564**	**119,037**	**-26,676**

Acct Code	Title	Count	2021 Tentative Budget
	SportFishingPrgCord	1	57,310
A.28.7989.704 Total		**1**	**57,310**

Departmental Revenues Budget Report

Account Number	Description	2019 Actual Amount	2020 Adopted Budget	2020 Amended Budget	2020 Actual as of 11/15/2020	2021 Department Request	2021 Tentative Budget	2021 Tentative vs 2020 Adopted Budget
A.28.8020.000 - Economic Development								
Local Other								
41289.09	Other General Gov Income Salary Reimbursement	70,348	83,562	83,562	45,463	90,893	90,893	7,331
42189.01	Economic Developmnt	0	400,000	400,000	0	0	0	-400,000
42372.00	Planning Services, Other Gov Revenue	2,000	3,000	3,000	0	200	200	-2,800
Total: Local Other		**72,348**	**486,562**	**486,562**	**45,463**	**91,093**	**91,093**	**-395,469**
State Aid								
43089.03	State Aid, Other Econcomic Development	0	0	104,073	109,551	0	0	0
Total: State Aid		**0**	**0**	**104,073**	**109,551**	**0**	**0**	**0**
Total: Revenues - Economic Development		**72,348**	**486,562**	**590,635**	**155,014**	**91,093**	**91,093**	**-395,469**

Departmental Expenditures Budget Report

Account Number	Description	2019 Actual Amount	2020 Adopted Budget	2020 Amended Budget	2020 Actual as of 11/15/2020	2021 Department Request	2021 Tentative Budget	2021 Tentative vs 2020 Adopted Budget
A.28.8020.000 - Economic Development								
Personal Services								
71010.00	Positions Expense	473,412	497,956	497,956	404,214	458,908	461,027	-36,929
71012.00	Longevity Expense	4,400	4,421	4,421	3,671	3,525	3,525	-896
71050.00	Overtime Expense	9,060	8,158	8,158	1,638	2,003	2,003	-6,155
Total: Personal Services		**486,871**	**510,535**	**510,535**	**409,522**	**464,436**	**466,555**	**-43,980**
Equipment and Capital Outlay								
72100.05	Machinery and Equipment Computer Equipment	0	0	622	622	0	0	0
Total: Equipment and Capital Outlay		**0**	**0**	**622**	**622**	**0**	**0**	**0**
Contractual								
74200.01	Rents/Leases Rent	30,275	30,275	30,275	15,137	30,275	30,275	0
74200.02	Rents/Leases Copier Rental	2,029	2,850	2,850	1,194	2,750	2,750	-100
74250.01	Office Expenses Office Supplies	783	900	900	197	900	900	0
74250.03	Office Expenses Printing/Duplicating	0	100	100	0	0	0	-100
74250.04	Office Expenses Maps, Preparation, Printing	5,369	9,800	7,672	4,462	9,800	9,800	0
74300.01	Reimbursements Travel, Conference	5,087	4,704	4,672	711	4,735	4,704	0
74300.02	Reimbursements Routine Travel Expenses	656	800	800	7	800	800	0
74300.03	Reimbursements Travel, Mileage	2,641	2,125	2,065	608	2,125	2,125	0
74300.13	Reimbursements Planning Board	1,228	1,700	1,700	352	1,700	1,700	0
74375.01	Communications Advertising & Promotion	8,693	9,500	9,500	1,009	9,500	9,500	0
74375.03	Communications Telephone System	268	270	270	102	270	270	0
74375.06	Communications Postage, Other	0	100	100	0	100	100	0
74500.01	Contractual Expenses Contractual Expenses	418	400,000	507,523	84,900	0	0	-400,000
74600.02	Professional Development Books and Subscriptions	211	230	230	203	230	230	0
74600.04	Professional Development Dues and Memberships	1,217	1,152	1,244	1,244	1,164	1,164	12
74675.01	Services, Central Postage	992	2,200	2,200	1,112	2,200	1,600	-600
74675.02	Services, Central Printing	144	400	400	0	400	400	0
74675.03	Services, Central Print Shop Supplies	374	400	400	18	400	400	0
74750.21	Supplies, General Gas and Oil	276	831	831	117	718	718	-113
74800.06	Supplies/Services, Maintenance Repairs and Maintenance	0	300	300	0	300	300	0
Total: Contractual		**60,662**	**468,637**	**574,032**	**111,373**	**68,367**	**67,736**	**-400,901**

Departmental Expenditures Budget Report

Account Number	Description	2019 Actual Amount	2020 Adopted Budget	2020 Amended Budget	2020 Actual as of 11/15/2020	2021 Department Request	2021 Tentative Budget	2021 Tentative vs 2020 Adopted Budget
Employee Benefits								
78100.00	Retirement Expense	76,643	81,852	81,852	67,764	82,369	82,710	858
78200.00	FICA Expense	36,134	39,058	39,058	30,670	35,530	35,692	-3,366
78300.00	Worker's Compensation Expense	13,369	14,703	14,703	12,151	13,376	12,270	-2,433
78400.01	Insurance, Health Active Hospital/Medical Ins	109,537	116,111	116,111	101,596	101,912	93,900	-22,211
78400.02	Insurance, Health Medicare Part B	6,192	7,393	7,393	3,639	7,763	7,359	-34
78400.04	Insurance, Health Retiree Hospital/Medical Ins	49,724	47,633	47,633	35,160	50,015	32,925	-14,708
78400.05	Insurance, Health HRA Employer Contribution	4,280	4,280	4,280	4,280	3,840	3,840	-440
78400.07	Insurance, Health Retiree Medicare Advantage	16,680	20,448	20,448	17,040	21,471	20,448	0
78400.10	Insurance, Health Retiree Med Adv Contributions	-1,251	-1,278	-1,278	-1,065	-1,342	-1,278	0
78700.00	NYS Disability Expense	306	308	308	270	231	231	-77
78800.00	Flex 125 Employer Contribution Expense	2,611	2,653	2,653	2,653	2,274	2,298	-355
Total: Employee Benefits		**314,226**	**333,161**	**333,161**	**274,158**	**317,439**	**290,395**	**-42,766**
Total: Expenditures - Economic Development		**861,760**	**1,312,333**	**1,418,349**	**795,674**	**850,242**	**824,686**	**-487,647**

Acct Code	Title	Count	2021 Tentative Budget
	Administrative Assistant	1	50,042
	Brownfield Program Manager	1	81,758
	Commissioner of Economic Devel	1	98,162
	Conf Asst-Cmsr Ecnmc Devel	1	71,765
	Dpty Commissioner Economic Dev	1	87,828
	Planning Manager	1	71,472
A.28.8020.000 Total		**6**	**461,027**

County of Niagara

2021 Tentative Budget

Departmental Expenditures Budget Report

Account Number	Description	2019 Actual Amount	2020 Adopted Budget	2020 Amended Budget	2020 Actual as of 11/15/2020	2021 Department Request	2021 Tentative Budget	2021 Tentative vs 2020 Adopted Budget
A.28.8020.801 - Economic Development Alliance								
Contractual								
74250.04	Office Expenses Maps, Preparation, Printing	422	400	400	28	400	400	0
74675.01	Services, Central Postage	51	75	75	0	75	75	0
74675.03	Services, Central Print Shop Supplies	0	200	200	121	200	200	0
Total: Contractual		**473**	**675**	**675**	**149**	**675**	**675**	**0**
Total: Expenditures - Economic Development Alliance		**473**	**675**	**675**	**149**	**675**	**675**	**0**

Departmental Revenues Budget Report

Account Number	Description	2019 Actual Amount	2020 Adopted Budget	2020 Amended Budget	2020 Actual as of 11/15/2020	2021 Department Request	2021 Tentative Budget	2021 Tentative vs 2020 Adopted Budget
A.28.8020.811 - Beautification Funds								
Internal Elimination								
40599.01	Appropriated Fund Balance Committed Funds	0	0	251,388	0	0	0	0
Total: Internal Elimination		**0**	**0**	**251,388**	**0**	**0**	**0**	**0**
Local Other								
41081.02	Payment in Lieu of Tax Bridge Commission Beautification	125,397	75,000	75,000	0	0	75,000	0
Total: Local Other		**125,397**	**75,000**	**75,000**	**0**	**0**	**75,000**	**0**
Total: Revenues - Beautification Funds		**125,397**	**75,000**	**326,388**	**0**	**0**	**75,000**	**0**

County of Niagara

2021 Tentative Budget

Departmental Expenditures Budget Report

Account Number	Description	2019 Actual Amount	2020 Adopted Budget	2020 Amended Budget	2020 Actual as of 11/15/2020	2021 Department Request	2021 Tentative Budget	2021 Tentative vs 2020 Adopted Budget
A.28.8020.811 - Beautification Funds								
Contractual								
74550.29	Programs Beautification Program	118,883	55,000	306,388	276,966	0	55,000	0
74600.04	Professional Development Dues and Memberships	20,000	20,000	20,000	20,000	0	20,000	0
Total: Contractual		**138,883**	**75,000**	**326,388**	**296,966**	**0**	**75,000**	**0**
Total: Expenditures - Beautification Funds		**138,883**	**75,000**	**326,388**	**296,966**	**0**	**75,000**	**0**

Departmental Expenditures Budget Report

Account Number	Description	2019 Actual Amount	2020 Adopted Budget	2020 Amended Budget	2020 Actual as of 11/15/2020	2021 Department Request	2021 Tentative Budget	2021 Tentative vs 2020 Adopted Budget
A.28.8020.812 - Casino Revenue								
Contractual								
74400.15	Miscellaneous Expenses Seneca Niagara Community Dev Fd	12,000	0	0	0	0	0	0
Total: Contractual		**12,000**	**0**	**0**	**0**	**0**	**0**	**0**
Total: Expenditures - Casino Revenue		**12,000**	**0**	**0**	**0**	**0**	**0**	**0**

Departmental Revenues Budget Report

Account Number	Description	2019 Actual Amount	2020 Adopted Budget	2020 Amended Budget	2020 Actual as of 11/15/2020	2021 Department Request	2021 Tentative Budget	2021 Tentative vs 2020 Adopted Budget
A.28.8020.813 - Empower Niagara Funds								
Local Other								
41289.02	Other General Gov Income Misc. Reimbursement	16,202	16,173	16,173	0	16,201	16,201	28
42189.01	Economic Developmnt	31,049	107,697	182,829	500	107,789	107,789	92
Total: Local Other		**47,251**	**123,870**	**199,002**	**500**	**123,990**	**123,990**	**120**
Total: Revenues - Empower Niagara Funds		**47,251**	**123,870**	**199,002**	**500**	**123,990**	**123,990**	**120**

Departmental Expenditures Budget Report

Account Number	Description	2019 Actual Amount	2020 Adopted Budget	2020 Amended Budget	2020 Actual as of 11/15/2020	2021 Department Request	2021 Tentative Budget	2021 Tentative vs 2020 Adopted Budget
A.28.8020.813 - Empower Niagara Funds								
Contractual								
74550.30	Programs Empower Niagara	47,251	123,870	199,002	17,555	123,990	123,990	120
Total: Contractual		**47,251**	**123,870**	**199,002**	**17,555**	**123,990**	**123,990**	**120**
Total: Expenditures - Empower Niagara Funds		**47,251**	**123,870**	**199,002**	**17,555**	**123,990**	**123,990**	**120**

Departmental Expenditures Budget Report

Account Number	Description	2019 Actual Amount	2020 Adopted Budget	2020 Amended Budget	2020 Actual as of 11/15/2020	2021 Department Request	2021 Tentative Budget	2021 Tentative vs 2020 Adopted Budget
A.28.8989.116 - Partner Agency								
Contractual								
74525.15	Partner/Outside Agencies Niagara Military Affairs Council	20,000	20,000	20,000	20,000	20,000	20,000	0
Total: Contractual		**20,000**	**20,000**	**20,000**	**20,000**	**20,000**	**20,000**	**0**
Total: Expenditures - Partner Agency		**20,000**	**20,000**	**20,000**	**20,000**	**20,000**	**20,000**	**0**

TIER 5

ADMINISTRATION

Legislature

County Attorney
Board of Elections
Office of the County Manager
Audit
County Treasurer
Office of Management and Budget
Real Property Tax Services
Human Resources
Risk Management
Public Information and Services
Central Printing and Mailing

THIS PAGE LEFT BLANK INTENTIONALLY

TIER 5 - ADMINISTRATION

APPROPRIATIONS
$10,928,020

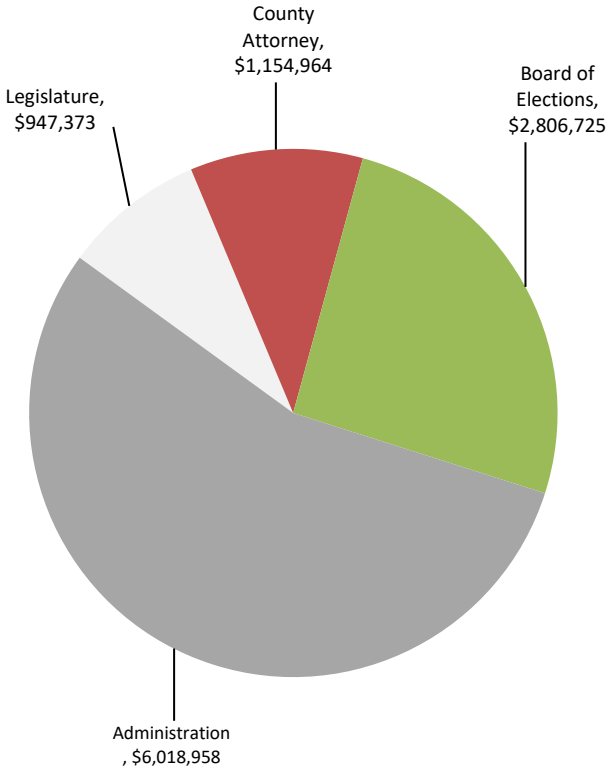

REVENUES
$8,802,271

NOTE: Does not include Treasury Sales Tax

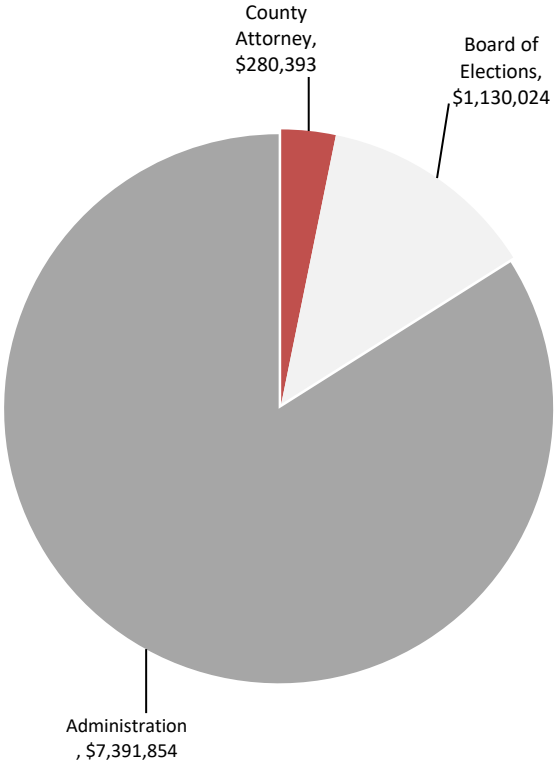

COUNTY COST
$3,498,645

Note: Administration Department's budgets includes revenues that more than offset appropriations, therefore, was omitted from the chart

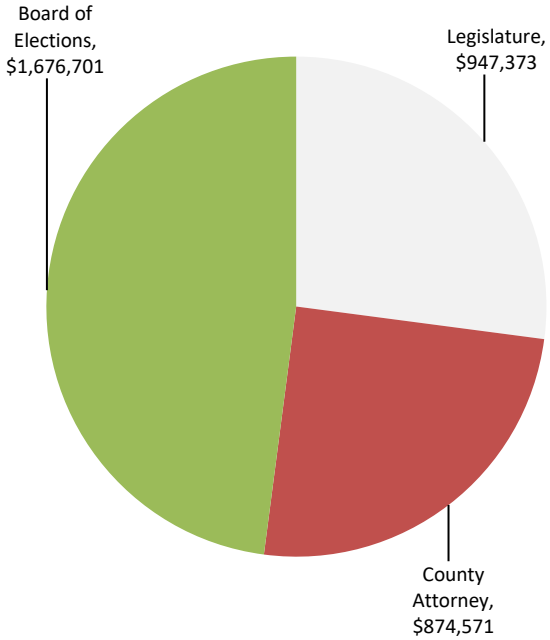

THIS PAGE LEFT BLANK INTENTIONALLY

County of Niagara

2021 Tentative Budget

Departmental Revenues Budget Report

Account Number	Description	2019 Actual Amount	2020 Adopted Budget	2020 Amended Budget	2020 Actual as of 11/15/2020	2021 Department Request	2021 Tentative Budget	2021 Tentative vs 2020 Adopted Budget
A - General Fund								
Internal Elimination								
40599.00	Appropriated Fund Balance Account	0	3,000,000	4,019,785	0	2,625,948	2,625,000	-375,000
40599.99	Appropriated Fund Balance Year End PO Roll	0	0	5,132,778	0	0	0	0
Total: Internal Elimination		**0**	**3,000,000**	**9,152,564**	**0**	**2,625,948**	**2,625,000**	**-375,000**
Total: Revenues - General Fund		**0**	**3,000,000**	**9,152,564**	**0**	**2,625,948**	**2,625,000**	**-375,000**

Departmental Expenditures Budget Report

Account Number	Description	2019 Actual Amount	2020 Adopted Budget	2020 Amended Budget	2020 Actual as of 11/15/2020	2021 Department Request	2021 Tentative Budget	2021 Tentative vs 2020 Adopted Budget
A.01.1010.000 - Legislative Board								
Personal Services								
71010.00	Positions Expense	283,889	290,125	290,125	247,143	290,125	290,125	0
Total: Personal Services		**283,889**	**290,125**	**290,125**	**247,143**	**290,125**	**290,125**	**0**
Contractual								
74300.09	Reimbursements Committee Expenses	23,802	26,000	26,000	8,100	26,000	26,000	0
74600.04	Professional Development Dues and Memberships	150	150	4,479	4,379	4,650	4,650	4,500
74650.12	Services, Professional Transcripts/Statements	583	1,200	1,200	710	1,200	1,200	0
Total: Contractual		**24,535**	**27,350**	**31,679**	**13,189**	**31,850**	**31,850**	**4,500**
Employee Benefits								
78100.00	Retirement Expense	30,777	32,483	32,483	24,893	32,167	32,167	-316
78200.00	FICA Expense	20,506	22,586	22,586	18,009	22,585	22,585	-1
78300.00	Worker's Compensation Expense	7,824	8,352	8,352	7,099	8,352	7,635	-717
78400.01	Insurance, Health Active Hospital/Medical Ins	83,339	88,817	88,817	77,717	93,257	85,929	-2,888
78400.02	Insurance, Health Medicare Part B	12,256	13,003	13,003	4,773	13,654	12,878	-125
78400.04	Insurance, Health Retiree Hospital/Medical Ins	35,487	37,617	37,617	17,219	39,498	19,990	-17,627
78400.05	Insurance, Health HRA Employer Contribution	5,115	5,115	5,115	5,115	5,115	5,115	0
78400.06	Insurance, Health Health Care Waiver	5,000	5,000	5,000	7,694	5,000	5,000	0
78400.07	Insurance, Health Retiree Medicare Advantage	69,222	71,568	71,568	55,380	75,147	66,456	-5,112
78400.09	Insurance, Health Retiree Healthcare Contributions	-11,896	-12,609	-12,609	-3,444	-13,240	-3,998	8,611
78400.10	Insurance, Health Retiree Med Adv Contributions	-22,643	-23,770	-23,770	-18,744	-24,959	-22,492	1,278
78800.00	Flex 125 Employer Contribution Expense	5,222	5,306	5,306	5,306	5,306	5,362	56
Total: Employee Benefits		**240,209**	**253,468**	**253,468**	**201,017**	**261,882**	**236,627**	**-16,841**
Total: Expenditures - Legislative Board		**548,632**	**570,943**	**575,272**	**461,349**	**583,857**	**558,602**	**-12,341**

Acct Code	Title	Count	2021 Tentative Budget
	Chairman-Leg	1	22,075
	CoLeg/MajLeader	1	19,575
	CoLeg/MinLeader	1	19,575
	County Leg	12	228,900
A.01.1010.000 Total		**15**	**290,125**

County of Niagara

2021 Tentative Budget

Departmental Revenues Budget Report

Account Number	Description	2019 Actual Amount	2020 Adopted Budget	2020 Amended Budget	2020 Actual as of 11/15/2020	2021 Department Request	2021 Tentative Budget	2021 Tentative vs 2020 Adopted Budget
A.01.1040.000 - Clerk of the Legislature								
Local Other								
41289.01	Other General Gov Income General	200	0	0	0	0	0	0
Total: Local Other		**200**	**0**	**0**	**0**	**0**	**0**	**0**
Total: Revenues - Clerk of the Legislature		**200**	**0**	**0**	**0**	**0**	**0**	**0**

Departmental Expenditures Budget Report

Account Number	Description	2019 Actual Amount	2020 Adopted Budget	2020 Amended Budget	2020 Actual as of 11/15/2020	2021 Department Request	2021 Tentative Budget	2021 Tentative vs 2020 Adopted Budget
A.01.1040.000 - Clerk of the Legislature								
Personal Services								
71010.00	Positions Expense	166,363	176,742	171,062	138,386	180,323	144,498	-32,244
71012.00	Longevity Expense	225	225	225	199	225	0	-225
Total: Personal Services		**166,588**	**176,967**	**171,287**	**138,585**	**180,548**	**144,498**	**-32,469**
Contractual								
74250.01	Office Expenses Office Supplies	569	1,000	1,000	697	1,000	1,000	0
74300.01	Reimbursements Travel, Conference	1,022	3,000	3,000	329	3,000	3,000	0
74375.01	Communications Advertising & Promotion	1,758	2,500	2,500	475	2,500	2,500	0
74375.03	Communications Telephone System	149	1,350	1,350	68	150	150	-1,200
74600.04	Professional Development Dues and Memberships	22,037	22,478	22,478	22,478	22,478	22,478	0
74650.11	Services, Professional Physical Exams/Testing	97	0	0	0	0	0	0
74675.01	Services, Central Postage	642	800	800	455	800	800	0
74675.02	Services, Central Printing	1,350	1,900	1,900	431	1,900	1,900	0
74675.03	Services, Central Print Shop Supplies	212	300	300	163	300	300	0
74675.06	Services, Central Maintenance in Lieu of Rent	111,688	116,185	116,185	106,503	108,747	108,747	-7,438
Total: Contractual		**139,524**	**149,513**	**149,513**	**131,598**	**140,875**	**140,875**	**-8,638**
Employee Benefits								
78100.00	Retirement Expense	20,706	22,480	22,480	18,324	25,205	15,022	-7,458
78200.00	FICA Expense	12,256	13,539	13,539	10,145	13,813	11,053	-2,486
78300.00	Worker's Compensation Expense	4,577	5,096	5,096	4,090	5,200	3,800	-1,296
78400.01	Insurance, Health Active Hospital/Medical Ins	44,966	47,664	47,664	42,059	50,048	44,286	-3,378
78400.02	Insurance, Health Medicare Part B	1,259	1,279	1,279	629	1,343	1,840	561
78400.04	Insurance, Health Retiree Hospital/Medical Ins	17,973	19,052	19,052	15,876	20,005	18,432	-620
78400.05	Insurance, Health HRA Employer Contribution	2,140	2,140	2,140	2,140	2,140	2,550	410
78400.07	Insurance, Health Retiree Medicare Advantage	5,004	5,112	5,112	4,260	5,368	5,112	0
78700.00	NYS Disability Expense	153	154	154	135	154	154	0
78800.00	Flex 125 Employer Contribution Expense	1,119	1,137	1,137	1,137	1,137	1,149	12
Total: Employee Benefits		**110,153**	**117,653**	**117,653**	**98,795**	**124,413**	**103,398**	**-14,255**
Total: Expenditures - Clerk of the Legislature		**416,264**	**444,133**	**438,453**	**368,978**	**445,836**	**388,771**	**-55,362**

Acct Code	Title	Count	2021 Tentative Budget
	Asst Clerk to the Legislature	1	40,231
	Clerk-CoLeg	1	54,172
	Dpty Clerk to the Legislature	1	50,095
A.01.1040.000 Total		**3**	**144,498**

County of Niagara

2021 Tentative Budget

Departmental Revenues Budget Report

Account Number	Description	2019 Actual Amount	2020 Adopted Budget	2020 Amended Budget	2020 Actual as of 11/15/2020	2021 Department Request	2021 Tentative Budget	2021 Tentative vs 2020 Adopted Budget
A.11.1420.000 - County Attorney								
Local Other								
41265.01	Attorney Fees General	25,055	25,000	25,000	25,153	25,000	25,000	0
41289.09	Other General Gov Income Salary Reimbursement	241,485	245,841	245,841	245,841	255,393	255,393	9,552
Total: Local Other		**266,539**	**270,841**	**270,841**	**270,994**	**280,393**	**280,393**	**9,552**
Total: Revenues - County Attorney		**266,539**	**270,841**	**270,841**	**270,994**	**280,393**	**280,393**	**9,552**

Departmental Expenditures Budget Report

Account Number	Description	2019 Actual Amount	2020 Adopted Budget	2020 Amended Budget	2020 Actual as of 11/15/2020	2021 Department Request	2021 Tentative Budget	2021 Tentative vs 2020 Adopted Budget
A.11.1420.000 - County Attorney								
Personal Services								
71010.00	Positions Expense	542,801	562,888	562,888	477,385	570,951	570,951	8,063
71012.00	Longevity Expense	500	500	500	442	500	500	0
Total: Personal Services		**543,301**	**563,388**	**563,388**	**477,827**	**571,451**	**571,451**	**8,063**
Contractual								
74200.02	Rents/Leases Copier Rental	834	861	1,561	1,031	1,050	1,050	189
74250.01	Office Expenses Office Supplies	1,198	408	408	163	650	650	242
74300.01	Reimbursements Travel, Conference	0	1,035	335	0	750	750	-285
74300.02	Reimbursements Routine Travel Expenses	0	50	50	0	50	50	0
74300.03	Reimbursements Travel, Mileage	982	1,600	1,600	0	1,160	1,160	-440
74350.02	Legal Expenses Legal Services	179,892	210,000	210,000	114,847	210,000	199,000	-11,000
74375.03	Communications Telephone System	268	300	300	102	300	300	0
74375.06	Communications Postage, Other	49	50	50	0	55	55	5
74400.02	Miscellaneous Expenses Court Expense	86	473	473	278	221	221	-252
74600.02	Professional Development Books and Subscriptions	8,207	9,017	9,017	4,403	4,980	4,980	-4,037
74600.04	Professional Development Dues and Memberships	1,029	1,029	1,029	1,029	1,029	1,029	0
74650.11	Services, Professional Physical Exams/Testing	0	202	202	0	202	202	0
74675.01	Services, Central Postage	1,026	975	975	708	1,020	1,020	45
74675.02	Services, Central Printing	140	401	401	55	300	300	-101
74675.03	Services, Central Print Shop Supplies	435	423	423	120	445	445	22
74675.06	Services, Central Maintenance in Lieu of Rent	40,213	41,832	41,832	38,346	39,154	39,154	-2,678
74800.06	Supplies/Services, Maintenance Repairs and Maintenance	0	83	83	0	83	83	0
Total: Contractual		**234,357**	**268,739**	**268,739**	**161,082**	**261,449**	**250,449**	**-18,290**
Employee Benefits								
78100.00	Retirement Expense	73,210	77,326	77,326	66,209	86,628	86,628	9,302
78200.00	FICA Expense	40,437	42,691	42,691	35,598	43,604	43,604	913
78300.00	Worker's Compensation Expense	14,961	16,226	16,226	13,852	16,458	15,029	-1,197
78400.01	Insurance, Health Active Hospital/Medical Ins	71,975	76,295	76,295	66,757	80,110	73,810	-2,485
78400.02	Insurance, Health Medicare Part B	8,115	7,833	7,833	4,722	8,225	11,038	3,205
78400.04	Insurance, Health Retiree Hospital/Medical Ins	90,584	96,019	96,019	78,653	100,820	88,938	-7,081

Departmental Expenditures Budget Report

Account Number	Description	2019 Actual Amount	2020 Adopted Budget	2020 Amended Budget	2020 Actual as of 11/15/2020	2021 Department Request	2021 Tentative Budget	2021 Tentative vs 2020 Adopted Budget
78400.05	Insurance, Health HRA Employer Contribution	4,250	4,250	4,250	4,250	4,250	4,250	0
78400.06	Insurance, Health Health Care Waiver	500	0	0	0	0	0	0
78400.07	Insurance, Health Retiree Medicare Advantage	33,312	34,273	34,273	28,560	35,987	34,272	-1
78400.09	Insurance, Health Retiree Healthcare Contributions	-18,595	-20,662	-20,662	-17,681	-21,696	-19,001	1,661
78400.10	Insurance, Health Retiree Med Adv Contributions	-8,954	-8,568	-8,568	-7,140	-8,997	-8,568	0
78800.00	Flex 125 Employer Contribution Expense	2,984	3,032	3,032	3,032	3,032	3,064	32
Total: Employee Benefits		**312,779**	**328,715**	**328,715**	**276,811**	**348,421**	**333,064**	**4,349**
Total: Expenditures - County Attorney		**1,090,438**	**1,160,842**	**1,160,842**	**915,720**	**1,181,321**	**1,154,964**	**-5,878**

Acct Code	Title	Count	2021 Tentative Budget
	1stAsstCoAtty	1	83,792
	AsstCoAtty	4	239,172
	Confidential Asst - Cty Attrny	1	56,527
	ConfidentialSecy-CoA	1	51,960
	County Atty	1	139,500
A.11.1420.000 Total		**8**	**570,951**

Departmental Revenues Budget Report

Account Number	Description	2019 Actual Amount	2020 Adopted Budget	2020 Amended Budget	2020 Actual as of 11/15/2020	2021 Department Request	2021 Tentative Budget	2021 Tentative vs 2020 Adopted Budget
A.14.1450.000 - Board of Elections								
Local Other								
41289.01	Other General Gov Income General	1,711	3,000	3,000	120	3,000	2,500	-500
41289.02	Other General Gov Income Misc. Reimbursement	9,742	12,000	12,000	0	12,000	12,000	0
42215.00	Election Service Charges Revenue	967,182	1,030,242	1,030,242	1,030,242	1,112,524	1,112,524	82,282
Total: Local Other		**978,635**	**1,045,242**	**1,045,242**	**1,030,362**	**1,127,524**	**1,127,024**	**81,782**
State Aid								
43089.01	State Aid, Other Help America Vote Act	0	3,000	3,000	0	3,000	3,000	0
43089.05	State Aid, Other Early Voting	20,632	124,547	124,547	225,334	0	0	-124,547
43089.06	State Aid, Other Coronavirus Aid (CARES Act)	0	0	0	54,919	0	0	0
Total: State Aid		**20,632**	**127,547**	**127,547**	**280,253**	**3,000**	**3,000**	**-124,547**
Federal Aid								
44089.05	Federal Aid, Other Coronavirus Aid (CARES Act)	0	0	0	219,677	0	0	0
Total: Federal Aid		**0**	**0**	**0**	**219,677**	**0**	**0**	**0**
Total: Revenues - Board of Elections		**999,267**	**1,172,789**	**1,172,789**	**1,530,293**	**1,130,524**	**1,130,024**	**-42,765**

Departmental Expenditures Budget Report

Account Number	Description	2019 Actual Amount	2020 Adopted Budget	2020 Amended Budget	2020 Actual as of 11/15/2020	2021 Department Request	2021 Tentative Budget	2021 Tentative vs 2020 Adopted Budget
A.14.1450.000 - Board of Elections								
Personal Services								
71010.00	Positions Expense	633,897	666,140	714,751	556,212	686,589	686,589	20,449
71012.00	Longevity Expense	1,821	2,111	2,111	1,794	2,447	2,447	336
71030.00	Part Time Expense	8,501	0	0	7,880	0	14,044	14,044
71050.00	Overtime Expense	17,630	59,037	59,037	75,078	49,864	49,864	-9,173
Total: Personal Services		**661,849**	**727,288**	**775,899**	**640,964**	**738,900**	**752,944**	**25,656**
Equipment and Capital Outlay								
72100.05	Machinery and Equipment Computer Equipment	20,632	240,322	283,520	252,718	0	0	-240,322
72100.09	Machinery and Equipment Office Machines	994	0	7,400	7,198	0	0	0
Total: Equipment and Capital Outlay		**21,626**	**240,322**	**290,920**	**259,916**	**0**	**0**	**-240,322**
Contractual								
74200.01	Rents/Leases Rent	132,914	135,675	115,675	106,609	132,915	132,915	-2,760
74200.02	Rents/Leases Copier Rental	552	1,000	1,000	518	1,000	1,000	0
74250.01	Office Expenses Office Supplies	4,758	7,000	11,000	7,463	7,000	7,000	0
74300.01	Reimbursements Travel, Conference	4,909	4,000	4,000	2,519	6,000	4,000	0
74300.02	Reimbursements Routine Travel Expenses	193	200	200	0	200	200	0
74300.03	Reimbursements Travel, Mileage	11,196	17,400	17,400	4,996	17,400	17,400	0
74375.01	Communications Advertising & Promotion	4,517	7,000	7,000	2,242	7,000	7,000	0
74375.02	Communications Telephone Usage	0	0	0	0	617	0	0
74375.03	Communications Telephone System	507	1,000	1,000	193	1,000	1,000	0
74375.06	Communications Postage, Other	19,705	35,000	175,000	173,116	135,000	135,000	100,000
74375.08	Communications Internet Service	990	40,968	40,968	24,442	45,466	45,466	4,498
74500.01	Contractual Expenses Contractual Expenses	224,920	520,680	245,680	99,330	344,040	344,040	-176,640
74500.02	Contractual Expenses Maintenance Service Contracts	84,356	85,606	85,606	84,356	115,606	115,606	30,000
74600.02	Professional Development Books and Subscriptions	603	650	750	663	700	700	50
74600.03	Professional Development Training and Education	48,150	73,750	73,750	100	61,250	61,250	-12,500
74600.04	Professional Development Dues and Memberships	410	540	540	290	540	540	0
74650.01	Services, Professional Moving/Handling Equipment	21,438	30,400	30,400	6,862	24,000	24,000	-6,400
74650.03	Services, Professional Machine Custodians	26,650	74,180	74,180	15,060	36,820	36,820	-37,360

Departmental Expenditures Budget Report

Account Number	Description	2019 Actual Amount	2020 Adopted Budget	2020 Amended Budget	2020 Actual as of 11/15/2020	2021 Department Request	2021 Tentative Budget	2021 Tentative vs 2020 Adopted Budget
74650.11	Services, Professional Physical Exams/Testing	97	300	300	0	300	300	0
74675.01	Services, Central Postage	15,781	15,000	15,000	10,239	15,000	15,000	0
74675.02	Services, Central Printing	4,939	9,000	9,000	5,781	7,000	7,000	-2,000
74675.03	Services, Central Print Shop Supplies	937	2,000	2,000	671	2,000	2,000	0
74675.06	Services, Central Maintenance in Lieu of Rent	85,345	88,781	88,781	81,383	83,098	83,098	-5,683
74675.07	Services, Central Information Technology Services	1,100	1,429	1,429	1,429	1,559	1,559	130
74725.06	Services, Other Computer Service Contract	328,599	338,457	338,457	233,899	348,611	348,611	10,154
74750.03	Supplies, General Election Supplies/Materials	101,778	244,740	388,240	248,696	230,820	230,820	-13,920
74750.21	Supplies, General Gas and Oil	1,145	1,607	1,607	283	1,430	1,430	-177
74850.01	Utilities Water	352	400	400	172	400	400	0
Total: Contractual		**1,126,844**	**1,736,763**	**1,729,363**	**1,111,311**	**1,626,772**	**1,624,155**	**-112,608**
Employee Benefits								
78100.00	Retirement Expense	92,213	102,726	102,726	93,036	114,507	114,507	11,781
78200.00	FICA Expense	48,918	55,714	59,433	47,325	56,603	57,677	1,963
78300.00	Worker's Compensation Expense	18,160	20,945	22,345	19,066	21,282	19,806	-1,139
78400.01	Insurance, Health Active Hospital/Medical Ins	155,485	174,292	174,292	152,180	182,620	168,259	-6,033
78400.02	Insurance, Health Medicare Part B	3,776	3,837	3,837	1,888	4,029	5,519	1,682
78400.04	Insurance, Health Retiree Hospital/Medical Ins	30,805	32,653	32,653	27,211	34,286	33,149	496
78400.05	Insurance, Health HRA Employer Contribution	9,585	9,160	9,160	9,365	9,365	9,365	205
78400.06	Insurance, Health Health Care Waiver	500	1,000	1,000	1,000	1,000	1,000	0
78400.07	Insurance, Health Retiree Medicare Advantage	15,012	15,336	15,336	12,780	16,103	15,336	0
78400.09	Insurance, Health Retiree Healthcare Contributions	-4,493	-4,762	-4,762	-3,969	-5,001	0	4,762
78400.10	Insurance, Health Retiree Med Adv Contributions	-1,251	-1,278	-1,278	-1,065	-1,342	-1,278	0
78700.00	NYS Disability Expense	897	924	924	811	924	924	0
78800.00	Flex 125 Employer Contribution Expense	5,595	5,306	5,306	5,306	5,306	5,362	56
Total: Employee Benefits		**375,202**	**415,853**	**420,972**	**364,934**	**439,682**	**429,626**	**13,773**
Total: Expenditures - Board of Elections		**2,185,521**	**3,120,226**	**3,217,154**	**2,377,125**	**2,805,354**	**2,806,725**	**-313,501**

Acct Code	Title	Count	2021 Tentative Budget
	BOE County Custodian	2	14,044
	Clerk/Assistant Machine Tech-BOE	2	83,860
	Clerk/Machine Tech-Elections	2	93,487
	Clerk-Bd of Elections	6	242,643
	Deputy Election Comm	2	116,599
	ElectionComm	2	150,000
A.14.1450.000 Total		**16**	**700,633**

Departmental Expenditures Budget Report

Account Number	Description	2019 Actual Amount	2020 Adopted Budget	2020 Amended Budget	2020 Actual as of 11/15/2020	2021 Department Request	2021 Tentative Budget	2021 Tentative vs 2020 Adopted Budget
A.05.1230.000 - Office of the County Manager								
Personal Services								
71010.00	Positions Expense	187,709	259,078	259,078	161,803	267,603	267,603	8,525
71012.00	Longevity Expense	0	0	0	0	190	190	190
Total: Personal Services		**187,709**	**259,078**	**259,078**	**161,803**	**267,793**	**267,793**	**8,715**
Contractual								
74000.02	Fees Miscellaneous Fees	50	100	100	0	100	100	0
74200.02	Rents/Leases Copier Rental	22	100	100	37	0	0	-100
74250.01	Office Expenses Office Supplies	29	400	350	0	400	400	0
74300.01	Reimbursements Travel, Conference	939	2,000	2,000	423	2,000	2,000	0
74300.02	Reimbursements Routine Travel Expenses	0	25	25	0	25	25	0
74300.03	Reimbursements Travel, Mileage	0	250	250	0	250	250	0
74375.01	Communications Advertising & Promotion	0	500	500	0	500	500	0
74375.02	Communications Telephone Usage	26	100	150	101	100	100	0
74375.03	Communications Telephone System	60	200	200	23	200	200	0
74375.06	Communications Postage, Other	0	25	25	0	25	25	0
74500.01	Contractual Expenses Contractual Expenses	40,000	60,000	60,000	42,000	60,000	60,000	0
74600.02	Professional Development Books and Subscriptions	0	1,400	1,400	0	1,400	1,400	0
74600.04	Professional Development Dues and Memberships	0	400	400	400	400	400	0
74675.01	Services, Central Postage	28	50	50	18	50	50	0
74675.02	Services, Central Printing	0	50	50	0	50	50	0
74675.03	Services, Central Print Shop Supplies	13	50	50	1	50	50	0
74675.06	Services, Central Maintenance in Lieu of Rent	23,613	24,563	24,563	22,516	22,991	22,991	-1,572
74750.21	Supplies, General Gas and Oil	0	100	100	0	103	103	3
Total: Contractual		**64,779**	**90,313**	**90,313**	**65,519**	**88,644**	**88,644**	**-1,669**
Employee Benefits								
78100.00	Retirement Expense	27,908	35,579	35,579	24,843	40,531	40,531	4,952
78200.00	FICA Expense	13,821	19,820	19,820	12,117	20,487	20,487	667
78300.00	Worker's Compensation Expense	5,163	7,461	7,461	4,728	7,713	7,043	-418
78400.01	Insurance, Health Active Hospital/Medical Ins	20,510	37,000	37,000	19,023	38,850	35,795	-1,205
78400.02	Insurance, Health Medicare Part B	1,626	1,653	1,653	868	1,736	1,840	187

Departmental Expenditures Budget Report

Account Number	Description	2019 Actual Amount	2020 Adopted Budget	2020 Amended Budget	2020 Actual as of 11/15/2020	2021 Department Request	2021 Tentative Budget	2021 Tentative vs 2020 Adopted Budget
78400.05	Insurance, Health HRA Employer Contribution	1,275	2,125	2,125	1,275	2,125	2,125	0
78400.07	Insurance, Health Retiree Medicare Advantage	10,008	10,224	10,224	8,520	10,736	10,224	0
78800.00	Flex 125 Employer Contribution Expense	746	1,137	1,137	758	1,137	1,149	12
Total: Employee Benefits		**81,056**	**114,999**	**114,999**	**72,132**	**123,315**	**119,194**	**4,195**
Total: Expenditures - Office of the County Manager		**333,544**	**464,390**	**464,390**	**299,454**	**479,752**	**475,631**	**11,241**

Acct Code	Title	Count	2021 Tentative Budget
	Contract Administrator	1	65,140
	County Manager	1	128,707
	Executive Assistant - County Mgr	1	73,756
A.05.1230.000 Total		**3**	**267,603**

Departmental Revenues Budget Report

Account Number	Description	2019 Actual Amount	2020 Adopted Budget	2020 Amended Budget	2020 Actual as of 11/15/2020	2021 Department Request	2021 Tentative Budget	2021 Tentative vs 2020 Adopted Budget
A.06.1320.000 - Audit								
Local Other								
41289.09	Other General Gov Income Salary Reimbursement	990	0	0	871	0	0	0
Total: Local Other		**990**	**0**	**0**	**871**	**0**	**0**	**0**
Total: Revenues - Audit		**990**	**0**	**0**	**871**	**0**	**0**	**0**

Departmental Expenditures Budget Report

Account Number	Description	2019 Actual Amount	2020 Adopted Budget	2020 Amended Budget	2020 Actual as of 11/15/2020	2021 Department Request	2021 Tentative Budget	2021 Tentative vs 2020 Adopted Budget
A.06.1320.000 - Audit								
Personal Services								
71010.00	Positions Expense	170,714	176,865	174,610	135,761	180,339	180,906	4,041
71012.00	Longevity Expense	720	1,031	1,031	694	725	725	-306
71050.00	Overtime Expense	487	700	700	377	700	700	0
Total: Personal Services		**171,920**	**178,596**	**176,341**	**136,831**	**181,764**	**182,331**	**3,735**
Contractual								
74200.02	Rents/Leases Copier Rental	117	150	150	69	150	150	0
74250.01	Office Expenses Office Supplies	2,245	1,600	1,600	984	1,600	1,600	0
74300.03	Reimbursements Travel, Mileage	210	210	210	0	210	210	0
74375.03	Communications Telephone System	90	200	200	34	200	200	0
74375.05	Communications Cellular Phone	131	240	240	165	240	240	0
74650.05	Services, Professional Audit	50,970	50,500	50,500	48,500	50,500	50,500	0
74650.06	Services, Professional Cost Allocation Plan	6,000	6,000	6,000	6,000	6,000	6,000	0
74675.01	Services, Central Postage	6,328	8,000	8,000	3,723	8,000	8,000	0
74675.03	Services, Central Print Shop Supplies	107	200	200	0	200	200	0
74675.06	Services, Central Maintenance in Lieu of Rent	13,325	13,882	13,882	12,725	12,906	12,906	-976
74800.06	Supplies/Services, Maintenance Repairs and Maintenance	0	150	150	109	150	150	0
Total: Contractual		**79,523**	**81,132**	**81,132**	**72,309**	**80,156**	**80,156**	**-976**
Employee Benefits								
78100.00	Retirement Expense	23,660	24,992	24,992	19,479	26,788	26,847	1,855
78200.00	FICA Expense	12,828	13,663	13,663	10,196	13,904	13,947	284
78300.00	Worker's Compensation Expense	4,724	5,144	5,144	4,052	5,235	4,794	-350
78400.01	Insurance, Health Active Hospital/Medical Ins	44,683	47,364	47,364	39,342	48,843	45,002	-2,362
78400.02	Insurance, Health Medicare Part B	2,885	2,931	2,931	1,442	3,078	3,680	749
78400.04	Insurance, Health Retiree Hospital/Medical Ins	15,635	16,573	16,573	16,192	17,402	34,466	17,893
78400.05	Insurance, Health HRA Employer Contribution	2,140	2,140	2,140	2,140	2,140	2,140	0
78400.07	Insurance, Health Retiree Medicare Advantage	5,004	5,112	5,112	4,260	5,368	5,112	0
78400.09	Insurance, Health Retiree Healthcare Contributions	-7,817	-8,286	-8,286	-6,905	-8,701	-8,017	269
78700.00	NYS Disability Expense	191	192	192	157	192	192	0

Departmental Expenditures Budget Report

Account Number	Description	2019 Actual Amount	2020 Adopted Budget	2020 Amended Budget	2020 Actual as of 11/15/2020	2021 Department Request	2021 Tentative Budget	2021 Tentative vs 2020 Adopted Budget
78800.00	Flex 125 Employer Contribution Expense	1,306	1,327	1,327	1,327	1,327	1,341	14
Total: Employee Benefits		**105,237**	**111,152**	**111,152**	**91,682**	**115,576**	**129,504**	**18,352**
Total: Expenditures - Audit		**356,680**	**370,880**	**368,625**	**300,822**	**377,496**	**391,991**	**21,111**

Acct Code	Title	Count	2021 Tentative Budget
	Account Clerical I	1	16,553
	Audit Clerk	1	38,915
	County Auditor	1	78,758
	Principal Audit Clerk	1	46,680
A.06.1320.000 Total		**4**	**180,906**

Departmental Revenues Budget Report

Account Number	Description	2019 Actual Amount	2020 Adopted Budget	2020 Amended Budget	2020 Actual as of 11/15/2020	2021 Department Request	2021 Tentative Budget	2021 Tentative vs 2020 Adopted Budget
A.07.1325.000 - County Treasurer								
Local Other								
41001.00	Real Property Taxes Revenue	73,538,281	75,995,877	75,995,877	75,996,428	80,326,886	78,378,024	2,382,147
41051.00	Sale of Tax Acquired Property Revenue	480,906	550,000	550,000	788,018	600,000	600,000	50,000
41081.01	Payment in Lieu of Tax General	2,035,304	2,354,398	2,354,398	1,562,931	1,680,946	1,680,946	-673,452
41081.03	Payment in Lieu of Tax Municipal Agreements	128,965	130,855	130,855	116,488	124,751	124,751	-6,104
41090.00	Int & Penalties on Real Prop Tax Revenue	1,992,331	1,980,000	1,980,000	1,720,539	2,000,000	2,000,000	20,000
41110.01	Sales and Use Tax General Distribution	39,452,345	38,043,900	38,043,900	29,510,247	38,043,900	38,043,900	0
41110.02	Sales and Use Tax Medicaid Dedicated	34,965,913	33,765,500	33,765,500	25,246,459	33,765,500	33,765,500	0
41230.01	Treasurer's Fees General	168,860	155,000	155,000	152,264	161,000	161,000	6,000
41289.09	Other General Gov Income Salary Reimbursement	200,783	211,882	211,882	215,745	226,450	226,450	14,568
41989.00	Other Economic Assistance and Opportunity Income Revenue	650,000	650,000	650,000	650,000	650,000	650,000	0
42240.01	Community College Capital Costs NCCC Capital Costs	370,422	348,000	348,000	0	290,000	290,000	-58,000
42401.01	Interest and Earnings General	972,406	847,000	847,000	261,241	136,100	136,100	-710,900
42610.00	Fines and Forfeitures Revenue	12,308	11,000	11,000	7,464	9,000	9,000	-2,000
42701.01	Refund Prior Year's Expense General	14,229	10,000	10,000	15,704	16,000	16,000	6,000
42701.99	Refund Prior Year's Expense YE Expense Estimate Liquidation	288,756	0	0	45,915	0	0	0
42720.00	OTB Distributed Earnings Revenue	271,200	246,000	246,000	54,446	190,000	190,000	-56,000
42770.01	Unclassified (Specify) Other Unclassified Revenues	61,693	24,000	24,000	0	25,000	25,000	1,000
Total: Local Other		**155,604,704**	**155,323,412**	**155,323,412**	**136,343,888**	**158,245,533**	**156,296,671**	**973,259**
Total: Revenues - County Treasurer		**155,604,704**	**155,323,412**	**155,323,412**	**136,343,888**	**158,245,533**	**156,296,671**	**973,259**

Departmental Expenditures Budget Report

Account Number	Description	2019 Actual Amount	2020 Adopted Budget	2020 Amended Budget	2020 Actual as of 11/15/2020	2021 Department Request	2021 Tentative Budget	2021 Tentative vs 2020 Adopted Budget
A.07.1325.000 - County Treasurer								
Personal Services								
71010.00	Positions Expense	885,361	912,810	908,706	743,116	935,435	935,435	22,625
71012.00	Longevity Expense	4,539	5,062	5,062	3,425	4,447	4,447	-615
71050.00	Overtime Expense	7,882	2,926	2,926	117	2,355	2,355	-571
Total: Personal Services		**897,782**	**920,798**	**916,694**	**746,658**	**942,237**	**942,237**	**21,439**
Contractual								
74000.02	Fees Miscellaneous Fees	5,151	13,950	13,950	4,087	8,120	8,120	-5,830
74200.02	Rents/Leases Copier Rental	1,843	2,000	2,500	1,892	2,200	2,200	200
74250.01	Office Expenses Office Supplies	1,462	2,000	1,990	936	2,000	2,000	0
74250.05	Office Expenses Computer Forms/Checks	1,730	1,690	1,690	0	1,531	1,531	-159
74300.01	Reimbursements Travel, Conference	4,120	5,388	5,388	1,289	4,886	4,886	-502
74300.03	Reimbursements Travel, Mileage	116	150	150	81	150	150	0
74350.01	Legal Expenses Counsel Fees	1,750	2,000	2,000	0	2,000	2,000	0
74375.03	Communications Telephone System	477	600	600	182	400	400	-200
74375.06	Communications Postage, Other	57	150	150	70	150	150	0
74500.01	Contractual Expenses Contractual Expenses	3,200	12,000	11,500	8,500	2,000	2,000	-10,000
74500.02	Contractual Expenses Maintenance Service Contracts	34,850	35,196	35,196	35,196	35,750	35,750	554
74600.02	Professional Development Books and Subscriptions	131	1,125	1,125	945	375	375	-750
74600.04	Professional Development Dues and Memberships	170	270	280	280	280	280	10
74675.01	Services, Central Postage	6,352	7,350	7,350	6,545	7,350	7,350	0
74675.02	Services, Central Printing	934	1,400	1,400	726	1,200	1,200	-200
74675.03	Services, Central Print Shop Supplies	917	1,500	1,500	805	1,000	1,000	-500
74675.06	Services, Central Maintenance in Lieu of Rent	102,993	107,176	107,176	98,245	101,361	101,361	-5,815
74800.06	Supplies/Services, Maintenance Repairs and Maintenance	0	250	250	0	250	250	0
74990.04	Financing Uses Cash Over and Short	-1	0	0	0	0	0	0
Total: Contractual		**166,252**	**194,195**	**194,195**	**159,776**	**171,003**	**171,003**	**-23,192**
Employee Benefits								
78100.00	Retirement Expense	121,467	128,510	128,510	103,931	140,323	140,323	11,813
78200.00	FICA Expense	67,701	70,518	69,463	55,488	72,159	72,159	1,641

Departmental Expenditures Budget Report

Account Number	Description	2019 Actual Amount	2020 Adopted Budget	2020 Amended Budget	2020 Actual as of 11/15/2020	2021 Department Request	2021 Tentative Budget	2021 Tentative vs 2020 Adopted Budget
78300.00	Worker's Compensation Expense	24,711	26,518	26,518	22,009	27,137	24,783	-1,735
78400.01	Insurance, Health Active Hospital/Medical Ins	164,627	173,956	173,956	163,542	199,900	184,180	10,224
78400.02	Insurance, Health Medicare Part B	13,246	12,973	12,973	6,548	13,622	16,557	3,584
78400.04	Insurance, Health Retiree Hospital/Medical Ins	136,307	138,049	138,049	121,384	144,952	111,314	-26,735
78400.05	Insurance, Health HRA Employer Contribution	9,995	9,570	10,625	10,625	10,625	10,625	1,055
78400.06	Insurance, Health Health Care Waiver	1,000	1,000	1,000	1,000	1,000	1,000	0
78400.07	Insurance, Health Retiree Medicare Advantage	34,956	36,073	36,073	30,060	37,877	36,072	-1
78400.09	Insurance, Health Retiree Healthcare Contributions	-5,783	-6,800	-6,800	-5,324	-7,140	-6,690	110
78700.00	NYS Disability Expense	675	693	693	597	693	693	0
78800.00	Flex 125 Employer Contribution Expense	5,595	5,685	5,685	6,064	5,685	5,745	60
Total: Employee Benefits		**574,495**	**596,745**	**596,745**	**515,924**	**646,833**	**596,761**	**16**
Total: Expenditures - County Treasurer		**1,638,529**	**1,711,738**	**1,707,634**	**1,422,358**	**1,760,073**	**1,710,001**	**-1,737**

Acct Code	Title	Count	2021 Tentative Budget
	1st DepCoTreasurer	1	87,828
	Accountant	2	130,740
	Chief Tax Clerk	1	54,737
	ChiefAcct-Treas	1	95,141
	ConfidentialSecy-Treas	1	49,256
	CoTreasurer	1	99,838
	Junior Accountant	2	103,299
	Payroll Manager	1	77,281
	Senior Payroll Clerk	2	77,026
	Systems Accounting Manager	1	84,395
	Tax Clerk	2	75,894
A.07.1325.000 Total		**15**	**935,435**

County of Niagara

2021 Tentative Budget

Departmental Revenues Budget Report

Account Number	Description	2019 Actual Amount	2020 Adopted Budget	2020 Amended Budget	2020 Actual as of 11/15/2020	2021 Department Request	2021 Tentative Budget	2021 Tentative vs 2020 Adopted Budget
A.08.1340.000 - Management and Budget								
Local Other								
41289.09	Other General Gov Income Salary Reimbursement	10,845	11,500	11,500	11,319	11,000	11,000	-500
42650.00	Sale of Scrap & Excess Materials Revenue	3,469	2,600	2,600	1,952	3,000	3,000	400
42665.00	Sale of Equipment Revenue	66,574	40,000	40,000	661	40,000	25,000	-15,000
Total: Local Other		**80,888**	**54,100**	**54,100**	**13,932**	**54,000**	**39,000**	**-15,100**
Total: Revenues - Management and Budget		**80,888**	**54,100**	**54,100**	**13,932**	**54,000**	**39,000**	**-15,100**

Departmental Expenditures Budget Report

Account Number	Description	2019 Actual Amount	2020 Adopted Budget	2020 Amended Budget	2020 Actual as of 11/15/2020	2021 Department Request	2021 Tentative Budget	2021 Tentative vs 2020 Adopted Budget
A.08.1340.000 - Management and Budget								
Personal Services								
71010.00	Positions Expense	382,270	393,051	393,051	329,155	399,738	400,305	7,254
71012.00	Longevity Expense	2,595	2,675	2,675	2,102	2,178	1,953	-722
71030.00	Part Time Expense	17,924	18,272	14,950	13,674	18,647	0	-18,272
71050.00	Overtime Expense	0	500	2,700	2,418	500	2,700	2,200
Total: Personal Services		**402,789**	**414,498**	**413,376**	**347,348**	**421,063**	**404,958**	**-9,540**
Contractual								
74200.02	Rents/Leases Copier Rental	957	1,050	1,050	623	1,050	1,050	0
74250.01	Office Expenses Office Supplies	1,070	2,100	3,388	1,961	1,500	2,100	0
74300.01	Reimbursements Travel, Conference	0	1,000	1,000	50	250	1,000	0
74300.03	Reimbursements Travel, Mileage	2,244	1,900	1,900	1,286	2,200	2,200	300
74375.01	Communications Advertising & Promotion	3,045	3,000	3,000	1,410	3,000	3,000	0
74375.03	Communications Telephone System	239	300	300	91	250	250	-50
74600.02	Professional Development Books and Subscriptions	3,000	3,000	3,000	0	0	3,000	0
74600.04	Professional Development Dues and Memberships	390	290	290	190	290	290	0
74650.11	Services, Professional Physical Exams/Testing	0	0	0	0	100	100	100
74675.01	Services, Central Postage	206	400	400	106	400	400	0
74675.02	Services, Central Printing	2,862	3,200	3,200	1,523	3,200	3,200	0
74675.03	Services, Central Print Shop Supplies	355	500	500	171	500	500	0
74675.06	Services, Central Maintenance in Lieu of Rent	35,741	37,188	37,188	34,089	35,263	35,263	-1,925
Total: Contractual		**50,109**	**53,928**	**55,216**	**41,499**	**48,003**	**52,353**	**-1,575**
Employee Benefits								
78100.00	Retirement Expense	59,378	62,086	62,086	51,714	68,402	65,466	3,380
78200.00	FICA Expense	29,938	31,784	31,784	25,861	32,287	31,055	-729
78300.00	Worker's Compensation Expense	11,082	11,937	11,937	10,128	12,125	10,650	-1,287
78400.01	Insurance, Health Active Hospital/Medical Ins	76,078	80,644	80,644	68,541	83,787	73,714	-6,930
78400.02	Insurance, Health Medicare Part B	4,511	4,583	4,583	2,310	4,813	5,519	936
78400.04	Insurance, Health Retiree Hospital/Medical Ins	51,817	54,927	54,927	48,153	57,674	53,139	-1,788
78400.05	Insurance, Health HRA Employer Contribution	4,760	4,760	4,760	4,760	4,760	4,335	-425
78400.06	Insurance, Health Health Care Waiver	1,000	1,000	1,000	1,000	1,000	1,000	0

Departmental Expenditures Budget Report

Account Number	Description	2019 Actual Amount	2020 Adopted Budget	2020 Amended Budget	2020 Actual as of 11/15/2020	2021 Department Request	2021 Tentative Budget	2021 Tentative vs 2020 Adopted Budget
78700.00	NYS Disability Expense	268	269	269	219	269	192	-77
78800.00	Flex 125 Employer Contribution Expense	2,648	2,691	2,691	2,691	2,691	2,337	-354
Total: Employee Benefits		**241,480**	**254,681**	**254,681**	**215,376**	**267,808**	**247,407**	**-7,274**
Total: Expenditures - Management and Budget		**694,378**	**723,107**	**723,273**	**604,224**	**736,874**	**704,718**	**-18,389**

Acct Code	Title	Count	2021 Tentative Budget
	Account Clerical I	1	16,553
	Budget Analyst	1	71,765
	Buyer	1	50,718
	DirOffMngmnt/Budget	1	101,033
	Grant Accountant	1	50,637
	Purchasing Agent	1	68,108
	Purchasing Assistant	1	41,491
A.08.1340.000 Total		**7**	**400,305**

Departmental Revenues Budget Report

Account Number	Description	2019 Actual Amount	2020 Adopted Budget	2020 Amended Budget	2020 Actual as of 11/15/2020	2021 Department Request	2021 Tentative Budget	2021 Tentative vs 2020 Adopted Budget
A.09.1355.000 - Real Property Tax Services								
Local Other								
42210.02	General Services, Other Gov Reimburse Assessment	195,178	198,473	198,473	198,473	201,844	201,844	3,371
42210.03	General Services, Other Gov Assessments Maps	2,171	1,200	1,200	1,437	1,500	1,500	300
42210.04	General Services, Other Gov Direct Tax Bill Prep Fees	56,278	56,000	56,000	57,742	58,000	58,000	2,000
42210.05	General Services, Other Gov Data File Retro Fees	8,929	7,000	7,000	4,514	7,500	7,500	500
Total: Local Other		**262,556**	**262,673**	**262,673**	**262,165**	**268,844**	**268,844**	**6,171**
State Aid								
43040.01	Real Property Tax Administration NYS Dept of Real Property Taxes	713	600	600	624	600	600	0
Total: State Aid		**713**	**600**	**600**	**624**	**600**	**600**	**0**
Total: Revenues - Real Property Tax Services		**263,269**	**263,273**	**263,273**	**262,790**	**269,444**	**269,444**	**6,171**

Departmental Expenditures Budget Report

Account Number	Description	2019 Actual Amount	2020 Adopted Budget	2020 Amended Budget	2020 Actual as of 11/15/2020	2021 Department Request	2021 Tentative Budget	2021 Tentative vs 2020 Adopted Budget
A.09.1355.000 - Real Property Tax Services								
Personal Services								
71010.00	Positions Expense	265,585	280,265	280,015	222,865	282,472	282,472	2,207
71012.00	Longevity Expense	1,684	1,375	1,375	606	246	246	-1,129
71050.00	Overtime Expense	1,490	2,054	2,054	1,073	2,039	2,039	-15
Total: Personal Services		**268,760**	**283,694**	**283,444**	**224,544**	**284,757**	**284,757**	**1,063**
Contractual								
74000.02	Fees Miscellaneous Fees	19,850	20,850	20,850	19,850	20,850	20,850	0
74200.02	Rents/Leases Copier Rental	333	400	400	236	400	400	0
74250.01	Office Expenses Office Supplies	398	400	400	202	400	400	0
74250.04	Office Expenses Maps, Preparation, Printing	683	1,000	1,000	442	1,000	1,000	0
74250.05	Office Expenses Computer Forms/Checks	7,496	7,500	7,500	6,387	7,500	7,500	0
74300.03	Reimbursements Travel, Mileage	448	680	680	69	500	500	-180
74375.03	Communications Telephone System	179	200	200	68	200	200	0
74500.01	Contractual Expenses Contractual Expenses	4,800	4,875	7,350	2,475	4,875	4,875	0
74500.02	Contractual Expenses Maintenance Service Contracts	9,750	13,700	13,700	5,525	12,200	12,200	-1,500
74600.03	Professional Development Training and Education	815	1,000	975	569	750	750	-250
74600.04	Professional Development Dues and Memberships	285	250	275	275	350	350	100
74650.11	Services, Professional Physical Exams/Testing	194	100	100	0	100	100	0
74675.01	Services, Central Postage	203	250	250	173	250	250	0
74675.02	Services, Central Printing	127	200	200	173	200	200	0
74675.03	Services, Central Print Shop Supplies	598	1,000	1,000	281	750	750	-250
74675.06	Services, Central Maintenance in Lieu of Rent	55,429	57,672	57,672	52,866	51,632	51,632	-6,040
74750.21	Supplies, General Gas and Oil	0	103	103	0	77	77	-26
Total: Contractual		**101,588**	**110,180**	**112,655**	**89,592**	**102,034**	**102,034**	**-8,146**
Employee Benefits								
78100.00	Retirement Expense	35,406	34,993	34,993	28,996	39,152	39,152	4,159
78200.00	FICA Expense	20,353	21,780	21,780	16,816	21,860	21,860	80
78300.00	Worker's Compensation Expense	7,384	8,170	8,170	6,704	8,200	7,491	-679
78400.01	Insurance, Health Active Hospital/Medical Ins	45,692	54,866	54,866	44,471	68,052	62,700	7,834
78400.02	Insurance, Health Medicare Part B	7,966	8,094	8,094	4,490	8,499	11,038	2,944

Departmental Expenditures Budget Report

Account Number	Description	2019 Actual Amount	2020 Adopted Budget	2020 Amended Budget	2020 Actual as of 11/15/2020	2021 Department Request	2021 Tentative Budget	2021 Tentative vs 2020 Adopted Budget
78400.04	Insurance, Health Retiree Hospital/Medical Ins	26,311	32,653	32,653	27,811	34,286	31,591	-1,062
78400.05	Insurance, Health HRA Employer Contribution	2,580	2,565	2,565	2,155	2,580	2,580	15
78400.06	Insurance, Health Health Care Waiver	1,000	1,000	1,250	1,250	1,000	1,000	0
78400.07	Insurance, Health Retiree Medicare Advantage	20,850	20,448	20,448	19,170	21,471	25,560	5,112
78700.00	NYS Disability Expense	356	385	385	300	385	385	0
78800.00	Flex 125 Employer Contribution Expense	2,611	2,274	2,274	2,274	2,274	2,298	24
Total: Employee Benefits		**170,508**	**187,228**	**187,478**	**154,438**	**207,759**	**205,655**	**18,427**
Total: Expenditures - Real Property Tax Services		**540,856**	**581,102**	**583,577**	**468,574**	**594,550**	**592,446**	**11,344**

Acct Code	Title	Count	2021 Tentative Budget
	Dir. Real Prprty Tax Srvce III	1	80,862
	Real Property Information Clerk	1	42,624
	Real Property Tax ServicesAide	1	37,947
	Supervisor Real Prpty Tax Srvcs	1	48,306
	Tax MapTechnician	2	72,733
A.09.1355.000 Total		**6**	**282,472**

County of Niagara

2021 Tentative Budget

Departmental Revenues Budget Report

Account Number	Description	2019 Actual Amount	2020 Adopted Budget	2020 Amended Budget	2020 Actual as of 11/15/2020	2021 Department Request	2021 Tentative Budget	2021 Tentative vs 2020 Adopted Budget
A.12.1430.000 - Human Resources								
Local Other								
41260.01	Personnel Fees Civil Service Fees	20,300	25,000	25,000	20,865	32,475	32,475	7,475
Total: Local Other		**20,300**	**25,000**	**25,000**	**20,865**	**32,475**	**32,475**	**7,475**
Total: Revenues - Human Resources		**20,300**	**25,000**	**25,000**	**20,865**	**32,475**	**32,475**	**7,475**

Departmental Expenditures Budget Report

Account Number	Description	2019 Actual Amount	2020 Adopted Budget	2020 Amended Budget	2020 Actual as of 11/15/2020	2021 Department Request	2021 Tentative Budget	2021 Tentative vs 2020 Adopted Budget
A.12.1430.000 - Human Resources								
Personal Services								
71010.00	Positions Expense	370,114	390,513	390,513	327,359	406,909	406,909	16,396
71012.00	Longevity Expense	2,375	2,375	2,375	2,101	2,659	2,659	284
71030.00	Part Time Expense	27,500	30,000	30,000	25,556	30,000	30,000	0
71050.00	Overtime Expense	1,883	3,000	3,000	1,360	3,000	3,000	0
Total: Personal Services		**401,871**	**425,888**	**425,888**	**356,375**	**442,568**	**442,568**	**16,680**
Equipment and Capital Outlay								
72100.01	Machinery and Equipment Furniture and Fixtures	0	1,900	1,100	0	0	0	-1,900
72100.05	Machinery and Equipment Computer Equipment	0	2,000	2,000	0	0	0	-2,000
Total: Equipment and Capital Outlay		**0**	**3,900**	**3,100**	**0**	**0**	**0**	**-3,900**
Contractual								
74200.02	Rents/Leases Copier Rental	792	800	907	798	800	800	0
74250.01	Office Expenses Office Supplies	364	500	1,300	1,201	500	500	0
74300.02	Reimbursements Routine Travel Expenses	8	200	200	0	200	200	0
74300.03	Reimbursements Travel, Mileage	879	1,000	1,000	396	1,000	1,000	0
74300.08	Reimbursements Board of Ethics	498	500	500	441	500	500	0
74375.01	Communications Advertising & Promotion	0	900	900	116	900	900	0
74375.03	Communications Telephone System	268	270	270	91	270	270	0
74375.06	Communications Postage, Other	37	500	500	30	500	500	0
74500.01	Contractual Expenses Contractual Expenses	52,908	59,850	59,850	42,240	59,775	59,775	-75
74500.99	Contractual Expenses Year End Accrual	0	0	0	-19	0	0	0
74600.03	Professional Development Training and Education	0	250	250	0	250	250	0
74600.04	Professional Development Dues and Memberships	100	100	100	100	100	100	0
74650.13	Services, Professional Labor Relations	3,875	5,000	3,160	435	7,000	7,000	2,000
74675.01	Services, Central Postage	1,624	2,700	2,100	1,925	2,100	2,100	-600
74675.02	Services, Central Printing	1,452	2,500	4,150	3,779	4,000	4,000	1,500
74675.03	Services, Central Print Shop Supplies	361	600	600	338	600	600	0
74675.06	Services, Central Maintenance in Lieu of Rent	67,931	70,667	70,667	64,778	66,143	66,143	-4,524
74725.05	Services, Other Exam Monitors	480	1,440	1,440	900	1,440	1,440	0
Total: Contractual		**131,579**	**147,777**	**147,894**	**117,548**	**146,078**	**146,078**	**-1,699**

County of Niagara

2021 Tentative Budget

Departmental Expenditures Budget Report

Account Number	Description	2019 Actual Amount	2020 Adopted Budget	2020 Amended Budget	2020 Actual as of 11/15/2020	2021 Department Request	2021 Tentative Budget	2021 Tentative vs 2020 Adopted Budget
Employee Benefits								
78100.00	Retirement Expense	51,693	55,670	55,670	47,876	63,940	63,940	8,270
78200.00	FICA Expense	30,363	32,734	32,734	26,847	33,933	33,933	1,199
78300.00	Worker's Compensation Expense	11,040	12,267	12,267	10,512	12,746	11,639	-628
78400.01	Insurance, Health Active Hospital/Medical Ins	51,081	54,146	54,146	55,642	72,876	67,145	12,999
78400.02	Insurance, Health Medicare Part B	5,165	4,431	4,431	2,235	4,653	5,519	1,088
78400.04	Insurance, Health Retiree Hospital/Medical Ins	12,831	13,602	13,602	11,335	14,283	13,159	-443
78400.05	Insurance, Health HRA Employer Contribution	2,565	2,565	3,415	3,415	3,415	3,415	850
78400.06	Insurance, Health Health Care Waiver	1,833	2,000	1,833	1,833	1,000	1,000	-1,000
78400.07	Insurance, Health Retiree Medicare Advantage	15,012	15,336	15,336	12,780	16,103	15,336	0
78400.10	Insurance, Health Retiree Med Adv Contributions	-2,502	-2,555	-2,555	-2,130	-2,683	-2,556	-1
78700.00	NYS Disability Expense	306	308	308	270	308	308	0
78800.00	Flex 125 Employer Contribution Expense	2,238	2,274	2,274	2,274	2,274	2,298	24
Total: Employee Benefits		**181,625**	**192,778**	**193,461**	**172,891**	**222,848**	**215,136**	**22,358**
Total: Expenditures - Human Resources		**715,075**	**770,343**	**770,343**	**646,814**	**811,494**	**803,782**	**33,439**

Acct Code	Title	Count	2021 Tentative Budget
	Cnfdntl Asst to Director of HR	1	51,960
	Director of Human Resources	1	101,033
	ManagerLaborRel	1	73,737
	Personnel Officer	1	30,000
	PersTechnician	1	77,282
	Sr Personnel Record Clerk	1	46,954
	Sr Personnel Record Clerk-HR	1	55,943
A.12.1430.000 Total		**7**	**436,909**

Departmental Revenues Budget Report

Account Number	Description	2019 Actual Amount	2020 Adopted Budget	2020 Amended Budget	2020 Actual as of 11/15/2020	2021 Department Request	2021 Tentative Budget	2021 Tentative vs 2020 Adopted Budget
A.13.1430.106 - Risk Management Ben/Admin								
Local Other								
41289.02	Other General Gov Income Misc. Reimbursement	57,046	63,381	63,381	0	53,032	53,032	-10,349
41289.09	Other General Gov Income Salary Reimbursement	537,369	620,202	620,202	332,152	626,414	560,656	-59,546
Total: Local Other		**594,415**	**683,583**	**683,583**	**332,152**	**679,446**	**613,688**	**-69,895**
Total: Revenues - Risk Management Ben/Admin		**594,415**	**683,583**	**683,583**	**332,152**	**679,446**	**613,688**	**-69,895**

Departmental Expenditures Budget Report

Account Number	Description	2019 Actual Amount	2020 Adopted Budget	2020 Amended Budget	2020 Actual as of 11/15/2020	2021 Department Request	2021 Tentative Budget	2021 Tentative vs 2020 Adopted Budget
A.13.1430.106 - Risk Management Ben/Admin								
Personal Services								
71010.00	Positions Expense	364,759	417,548	414,965	264,943	427,137	387,784	-29,764
71012.00	Longevity Expense	1,416	1,000	1,000	885	1,000	1,000	0
71050.00	Overtime Expense	123	0	0	0	0	0	0
Total: Personal Services		**366,297**	**418,548**	**415,965**	**265,827**	**428,137**	**388,784**	**-29,764**
Contractual								
74200.02	Rents/Leases Copier Rental	813	1,300	1,300	458	1,300	1,300	0
74250.01	Office Expenses Office Supplies	1,153	2,000	2,000	1,297	1,500	1,500	-500
74300.01	Reimbursements Travel, Conference	0	500	500	0	500	500	0
74300.02	Reimbursements Routine Travel Expenses	0	50	50	0	50	50	0
74300.03	Reimbursements Travel, Mileage	288	600	600	0	400	400	-200
74375.03	Communications Telephone System	201	300	300	80	100	100	-200
74450.02	Special Activities Safety/Wellness Activities	0	1,200	1,200	0	1,200	1,200	0
74600.02	Professional Development Books and Subscriptions	587	700	700	466	700	700	0
74650.11	Services, Professional Physical Exams/Testing	0	194	194	97	0	0	-194
74675.01	Services, Central Postage	2,151	2,000	2,000	1,273	2,000	2,000	0
74675.02	Services, Central Printing	619	800	897	897	800	800	0
74675.03	Services, Central Print Shop Supplies	317	500	404	253	500	500	0
74675.06	Services, Central Maintenance in Lieu of Rent	49,762	53,237	53,237	46,718	43,982	43,982	-9,255
Total: Contractual		**55,890**	**63,381**	**63,381**	**51,539**	**53,032**	**53,032**	**-10,349**
Employee Benefits								
78100.00	Retirement Expense	52,020	53,664	53,664	37,041	60,321	52,075	-1,589
78200.00	FICA Expense	27,338	32,020	32,020	19,887	32,830	29,819	-2,201
78300.00	Worker's Compensation Expense	10,118	12,054	12,054	7,863	12,330	10,226	-1,828
78400.01	Insurance, Health Active Hospital/Medical Ins	60,231	95,051	94,801	43,247	83,781	71,590	-23,461
78400.02	Insurance, Health Medicare Part B	5,734	5,826	5,826	3,169	6,118	7,359	1,533
78400.04	Insurance, Health Retiree Hospital/Medical Ins	30,805	32,653	32,653	27,211	34,286	31,591	-1,062
78400.05	Insurance, Health HRA Employer Contribution	4,250	5,525	5,525	2,975	4,675	4,250	-1,275
78400.06	Insurance, Health Health Care Waiver	0	0	250	250	1,000	1,000	1,000
78400.07	Insurance, Health Retiree Medicare Advantage	11,652	12,025	12,025	10,020	12,627	12,024	-1

Departmental Expenditures Budget Report

Account Number	Description	2019 Actual Amount	2020 Adopted Budget	2020 Amended Budget	2020 Actual as of 11/15/2020	2021 Department Request	2021 Tentative Budget	2021 Tentative vs 2020 Adopted Budget
78400.10	Insurance, Health Retiree Med Adv Contributions	-4,575	-4,734	-4,734	-3,945	-4,971	-4,734	0
78700.00	NYS Disability Expense	221	308	308	153	308	231	-77
78800.00	Flex 125 Employer Contribution Expense	2,611	3,032	3,032	2,274	3,032	2,681	-351
Total: Employee Benefits		**200,404**	**247,424**	**247,424**	**150,145**	**246,337**	**218,112**	**-29,312**
Total: Expenditures - Risk Management Ben/Admin		**622,591**	**729,353**	**726,770**	**467,511**	**727,506**	**659,928**	**-69,425**

Acct Code	Title	Count	2021 Tentative Budget
	Cnfdt Asst-Dir Rsk & Ins Srvcs	1	47,703
	Dir. of Risk & Insurance Srvcs	1	112,046
	Insurance Program Assistant	1	35,882
	Insurance Program Clerk	1	33,873
	Risk & Insurance Coordinator	1	60,353
	Risk & Insurance Coord-MUSIP	1	51,649
	Sr Insurance Program Assistant	1	46,278
A.13.1430.106 Total		**7**	**387,784**

Departmental Expenditures Budget Report

A.01.1480.000 - Public Information and Services

Account Number	Description	2019 Actual Amount	2020 Adopted Budget	2020 Amended Budget	2020 Actual as of 11/15/2020	2021 Department Request	2021 Tentative Budget	2021 Tentative vs 2020 Adopted Budget
Personal Services								
71010.00	Positions Expense	51,863	79,003	79,003	67,006	84,395	84,395	5,392
Total: Personal Services		**51,863**	**79,003**	**79,003**	**67,006**	**84,395**	**84,395**	**5,392**
Contractual								
74250.01	Office Expenses Office Supplies	0	500	500	83	500	500	0
74300.01	Reimbursements Travel, Conference	71	900	900	0	900	900	0
74300.03	Reimbursements Travel, Mileage	358	1,000	1,000	0	1,000	1,000	0
74375.02	Communications Telephone Usage	0	20	20	0	0	0	-20
74375.03	Communications Telephone System	30	300	300	11	30	30	-270
74375.05	Communications Cellular Phone	787	900	900	0	0	0	-900
74675.01	Services, Central Postage	0	50	50	0	50	50	0
74675.02	Services, Central Printing	0	100	100	0	100	100	0
74675.03	Services, Central Print Shop Supplies	0	200	200	0	200	200	0
74675.06	Services, Central Maintenance in Lieu of Rent	5,327	5,542	5,542	5,080	5,187	5,187	-355
74750.12	Supplies, General Computer Supplies	0	300	300	0	300	300	0
74800.01	Supplies/Services, Maintenance Communication Supplies/Service	467	720	720	655	840	840	120
74800.06	Supplies/Services, Maintenance Repairs and Maintenance	0	300	300	0	300	300	0
Total: Contractual		**7,040**	**10,832**	**10,832**	**5,830**	**9,407**	**9,407**	**-1,425**
Employee Benefits								
78100.00	Retirement Expense	4,394	7,529	7,529	10,727	14,951	14,951	7,422
78200.00	FICA Expense	3,924	6,044	6,044	5,158	6,532	6,532	488
78300.00	Worker's Compensation Expense	1,429	2,275	2,275	1,930	2,430	2,220	-55
78400.01	Insurance, Health Active Hospital/Medical Ins	5,117	15,259	15,259	0	0	0	-15,259
78400.05	Insurance, Health HRA Employer Contribution	220	850	850	0	0	0	-850
78400.06	Insurance, Health Health Care Waiver	0	0	0	417	1,000	1,000	1,000
78800.00	Flex 125 Employer Contribution Expense	373	379	379	379	379	383	4
Total: Employee Benefits		**15,457**	**32,336**	**32,336**	**18,611**	**25,292**	**25,086**	**-7,250**
Total: Expenditures - Public Information and Services		**74,360**	**122,171**	**122,171**	**91,447**	**119,094**	**118,888**	**-3,283**

Acct Code	Title	Count	2021 Tentative Budget
	Public Information Officer	1	84,395
A.01.1480.000 Total		**1**	**84,395**

Departmental Revenues Budget Report

Account Number	Description	2019 Actual Amount	2020 Adopted Budget	2020 Amended Budget	2020 Actual as of 11/15/2020	2021 Department Request	2021 Tentative Budget	2021 Tentative vs 2020 Adopted Budget
A.01.1670.000 - Central Printing & Mailing								
Internal Elimination								
40999.42	Recovery of Shared Services Print Shop	52,521	50,000	50,000	33,881	50,000	50,000	0
Total: Internal Elimination		**52,521**	**50,000**	**50,000**	**33,881**	**50,000**	**50,000**	**0**
Local Other								
41289.03	Other General Gov Income Postage Charges	126,835	150,000	150,000	102,355	150,000	150,000	0
41289.05	Other General Gov Income Printing Charges	98,360	110,000	110,000	64,666	110,000	110,000	0
42210.01	General Services, Other Gov General	14,917	18,000	18,000	9,021	18,000	18,000	0
Total: Local Other		**240,112**	**278,000**	**278,000**	**176,042**	**278,000**	**278,000**	**0**
Total: Revenues - Central Printing & Mailing		**292,633**	**328,000**	**328,000**	**209,923**	**328,000**	**328,000**	**0**

Departmental Expenditures Budget Report

Account Number	Description	2019 Actual Amount	2020 Adopted Budget	2020 Amended Budget	2020 Actual as of 11/15/2020	2021 Department Request	2021 Tentative Budget	2021 Tentative vs 2020 Adopted Budget
A.01.1670.000 - Central Printing & Mailing								
Personal Services								
71010.00	Positions Expense	112,375	108,628	108,628	81,884	111,119	111,119	2,491
71012.00	Longevity Expense	2,402	1,650	1,650	1,301	1,937	1,937	287
Total: Personal Services		**114,777**	**110,278**	**110,278**	**83,185**	**113,056**	**113,056**	**2,778**
Equipment and Capital Outlay								
72100.18	Machinery and Equipment Print Shop Equipment	1,427	0	0	0	0	0	0
Total: Equipment and Capital Outlay		**1,427**	**0**	**0**	**0**	**0**	**0**	**0**
Contractual								
74200.02	Rents/Leases Copier Rental	15,329	20,480	24,583	15,033	20,480	20,480	0
74250.01	Office Expenses Office Supplies	1,106	1,500	1,500	1,453	1,500	1,500	0
74300.03	Reimbursements Travel, Mileage	622	660	660	547	660	660	0
74375.03	Communications Telephone System	90	150	150	34	150	150	0
74500.02	Contractual Expenses Maintenance Service Contracts	7,089	9,000	9,000	5,302	9,000	9,000	0
74675.01	Services, Central Postage	132,182	150,000	150,000	101,700	150,000	150,000	0
74675.03	Services, Central Print Shop Supplies	105,568	110,000	111,493	14,231	110,000	110,000	0
74675.06	Services, Central Maintenance in Lieu of Rent	46,459	48,573	48,573	44,525	42,374	42,374	-6,199
Total: Contractual		**308,446**	**340,363**	**345,959**	**182,826**	**334,164**	**334,164**	**-6,199**
Employee Benefits								
78100.00	Retirement Expense	16,686	15,656	15,656	12,296	17,656	17,656	2,000
78200.00	FICA Expense	8,759	8,436	8,436	6,235	8,649	8,649	213
78300.00	Worker's Compensation Expense	3,154	3,176	3,176	2,527	3,256	2,973	-203
78400.01	Insurance, Health Active Hospital/Medical Ins	48,349	51,265	51,265	44,856	53,828	49,596	-1,669
78400.02	Insurance, Health Medicare Part B	2,518	2,558	2,558	1,259	2,686	3,680	1,122
78400.04	Insurance, Health Retiree Hospital/Medical Ins	13,808	27,339	27,339	22,782	28,706	26,449	-890
78400.05	Insurance, Health HRA Employer Contribution	2,580	2,140	2,140	2,140	2,140	2,140	0
78400.07	Insurance, Health Retiree Medicare Advantage	5,004	5,112	5,112	4,260	5,368	5,112	0
78400.09	Insurance, Health Retiree Healthcare Contributions	-1,954	-2,071	-2,071	-1,726	-2,175	-2,004	67
78400.10	Insurance, Health Retiree Med Adv Contributions	-1,251	-1,278	-1,278	-1,065	-1,342	-1,278	0
78700.00	NYS Disability Expense	229	231	231	203	231	231	0

County of Niagara

2021 Tentative Budget

Departmental Expenditures Budget Report

Account Number	Description	2019 Actual Amount	2020 Adopted Budget	2020 Amended Budget	2020 Actual as of 11/15/2020	2021 Department Request	2021 Tentative Budget	2021 Tentative vs 2020 Adopted Budget
78800.00	Flex 125 Employer Contribution Expense	1,492	1,137	1,137	1,137	1,137	1,149	12
Total: Employee Benefits		**99,374**	**113,701**	**113,701**	**94,904**	**120,140**	**114,353**	**652**
Total: Expenditures - Central Printing & Mailing		**524,024**	**564,342**	**569,938**	**360,915**	**567,360**	**561,573**	**-2,769**

Acct Code	Title	Count	2021 Tentative Budget
	Assistant Multilith Operator	1	37,253
	Courier - Mail Clerk	1	32,722
	Multilith Machine Operator	1	41,144
A.01.1670.000 Total		**3**	**111,119**

THIS PAGE LEFT BLANK INTENTIONALLY

SPECIAL ITEMS

THIS PAGE LEFT BLANK INTENTIONALLY

Departmental Expenditures Budget Report

Account Number	Description	2019 Actual Amount	2020 Adopted Budget	2020 Amended Budget	2020 Actual as of 11/15/2020	2021 Department Request	2021 Tentative Budget	2021 Tentative vs 2020 Adopted Budget
A.13.1910.000 - General Insurance								
Contractual								
74100.01	Insurance, General General Insurance	950,000	950,000	950,000	950,000	1,000,000	950,000	0
Total: Contractual		**950,000**	**950,000**	**950,000**	**950,000**	**1,000,000**	**950,000**	**0**
Total: Expenditures - General Insurance		**950,000**	**950,000**	**950,000**	**950,000**	**1,000,000**	**950,000**	**0**

Departmental Expenditures Budget Report

Account Number	Description	2019 Actual Amount	2020 Adopted Budget	2020 Amended Budget	2020 Actual as of 11/15/2020	2021 Department Request	2021 Tentative Budget	2021 Tentative vs 2020 Adopted Budget
A.11.1930.110 - Special Litigations								
Contractual								
74350.01	Legal Expenses Counsel Fees	-34,465	0	50,000	11,140	50,000	50,000	50,000
74500.01	Contractual Expenses Contractual Expenses	24,221	140,000	90,000	57,484	90,000	90,000	-50,000
Total: Contractual		**-10,245**	**140,000**	**140,000**	**68,625**	**140,000**	**140,000**	**0**
Total: Expenditures - Special Litigations		**-10,245**	**140,000**	**140,000**	**68,625**	**140,000**	**140,000**	**0**

Departmental Expenditures Budget Report

Account Number	Description	2019 Actual Amount	2020 Adopted Budget	2020 Amended Budget	2020 Actual as of 11/15/2020	2021 Department Request	2021 Tentative Budget	2021 Tentative vs 2020 Adopted Budget
A.09.1950.000 - Taxes & Assessments/County Prop								
Contractual								
74200.03	Rents/Leases Property Tax/Rentals	50,580	57,900	57,900	44,135	57,900	57,900	0
Total: Contractual		**50,580**	**57,900**	**57,900**	**44,135**	**57,900**	**57,900**	**0**
Total: Expenditures - Taxes & Assessments/County Prop		**50,580**	**57,900**	**57,900**	**44,135**	**57,900**	**57,900**	**0**

Departmental Revenues Budget Report

Account Number	Description	2019 Actual Amount	2020 Adopted Budget	2020 Amended Budget	2020 Actual as of 11/15/2020	2021 Department Request	2021 Tentative Budget	2021 Tentative vs 2020 Adopted Budget
A.07.1985.000 - Distribution of Sales Tax								
Local Other								
41110.01	Sales and Use Tax General Distribution	53,504,112	52,300,000	52,300,000	47,103,086	52,300,000	52,300,000	0
Total: Local Other		**53,504,112**	**52,300,000**	**52,300,000**	**47,103,086**	**52,300,000**	**52,300,000**	**0**
Total: Revenues - Distribution of Sales Tax		**53,504,112**	**52,300,000**	**52,300,000**	**47,103,086**	**52,300,000**	**52,300,000**	**0**

Departmental Expenditures Budget Report

Account Number	Description	2019 Actual Amount	2020 Adopted Budget	2020 Amended Budget	2020 Actual as of 11/15/2020	2021 Department Request	2021 Tentative Budget	2021 Tentative vs 2020 Adopted Budget
A.07.1985.000 - Distribution of Sales Tax								
Contractual								
74500.01	Contractual Expenses Contractual Expenses	53,504,112	52,300,000	52,300,000	39,056,738	52,300,000	52,300,000	0
Total: Contractual		**53,504,112**	**52,300,000**	**52,300,000**	**39,056,738**	**52,300,000**	**52,300,000**	**0**
Total: Expenditures - Distribution of Sales Tax		**53,504,112**	**52,300,000**	**52,300,000**	**39,056,738**	**52,300,000**	**52,300,000**	**0**

Departmental Expenditures Budget Report

Account Number	Description	2019 Actual Amount	2020 Adopted Budget	2020 Amended Budget	2020 Actual as of 11/15/2020	2021 Department Request	2021 Tentative Budget	2021 Tentative vs 2020 Adopted Budget
A.08.1990.000 - Contingency Fund								
Contractual								
74500.01	Contractual Expenses Contractual Expenses	0	200,000	55,671	0	200,000	200,000	0
Total: Contractual		**0**	**200,000**	**55,671**	**0**	**200,000**	**200,000**	**0**
Total: Expenditures - Contingency Fund		**0**	**200,000**	**55,671**	**0**	**200,000**	**200,000**	**0**

County of Niagara

2021 Tentative Budget

Departmental Expenditures Budget Report

Account Number	Description	2019 Actual Amount	2020 Adopted Budget	2020 Amended Budget	2020 Actual as of 11/15/2020	2021 Department Request	2021 Tentative Budget	2021 Tentative vs 2020 Adopted Budget
A.08.1991.000 - General Govt Support Budgetary								
Contractual								
74500.01	Contractual Expenses Contractual Expenses	0	420,000	250,662	0	0	620,000	200,000
Total: Contractual		**0**	**420,000**	**250,662**	**0**	**0**	**620,000**	**200,000**
Total: Expenditures - General Govt Support Budgetary		**0**	**420,000**	**250,662**	**0**	**0**	**620,000**	**200,000**

THIS PAGE LEFT BLANK INTENTIONALLY

EMPLOYEE BENEFITS

THIS PAGE LEFT BLANK INTENTIONALLY

Departmental Expenditures Budget Report

Account Number	Description	2019 Actual Amount	2020 Adopted Budget	2020 Amended Budget	2020 Actual as of 11/15/2020	2021 Department Request	2021 Tentative Budget	2021 Tentative vs 2020 Adopted Budget
A.12.9050.000 - Unemployment Insurance								
Employee Benefits								
78600.00	Insurance, Unemployment Expense	101,847	100,000	396,518	314,670	100,000	100,000	0
Total: Employee Benefits		**101,847**	**100,000**	**396,518**	**314,670**	**100,000**	**100,000**	**0**
Total: Expenditures - Unemployment Insurance		**101,847**	**100,000**	**396,518**	**314,670**	**100,000**	**100,000**	**0**

Departmental Revenues Budget Report

Account Number	Description	2019 Actual Amount	2020 Adopted Budget	2020 Amended Budget	2020 Actual as of 11/15/2020	2021 Department Request	2021 Tentative Budget	2021 Tentative vs 2020 Adopted Budget
A.13.9055.000 - Disability Insurance								
Internal Elimination								
40999.81	Recovery of Shared Services NYS Disability	85,267	91,000	91,000	72,713	91,000	91,000	0
Total: Internal Elimination		**85,267**	**91,000**	**91,000**	**72,713**	**91,000**	**91,000**	**0**
Total: Revenues - Disability Insurance		**85,267**	**91,000**	**91,000**	**72,713**	**91,000**	**91,000**	**0**

County of Niagara

2021 Tentative Budget

Departmental Expenditures Budget Report

Account Number	Description	2019 Actual Amount	2020 Adopted Budget	2020 Amended Budget	2020 Actual as of 11/15/2020	2021 Department Request	2021 Tentative Budget	2021 Tentative vs 2020 Adopted Budget
A.13.9055.000 - Disability Insurance								
Employee Benefits								
78700.00	NYS Disability Expense	83,469	91,000	91,000	65,338	91,000	91,000	0
Total: Employee Benefits		**83,469**	**91,000**	**91,000**	**65,338**	**91,000**	**91,000**	**0**
Total: Expenditures - Disability Insurance		**83,469**	**91,000**	**91,000**	**65,338**	**91,000**	**91,000**	**0**

Departmental Revenues Budget Report

Account Number	Description	2019 Actual Amount	2020 Adopted Budget	2020 Amended Budget	2020 Actual as of 11/15/2020	2021 Department Request	2021 Tentative Budget	2021 Tentative vs 2020 Adopted Budget
A.13.9060.000 - Hospital and Medical Insurance								
Local Other								
42700.00	Reimbursement of Medicare Part D/EGWP Expenditures	215,046	300,000	300,000	0	300,000	300,000	0
42701.01	Refund Prior Year's Expense General	48,177	20,450	20,450	61,042	0	0	-20,450
Total: Local Other		**263,222**	**320,450**	**320,450**	**61,042**	**300,000**	**300,000**	**-20,450**
Total: Revenues - Hospital and Medical Insurance		**263,222**	**320,450**	**320,450**	**61,042**	**300,000**	**300,000**	**-20,450**

Departmental Expenditures Budget Report

Account Number	Description	2019 Actual Amount	2020 Adopted Budget	2020 Amended Budget	2020 Actual as of 11/15/2020	2021 Department Request	2021 Tentative Budget	2021 Tentative vs 2020 Adopted Budget
A.13.9060.000 - Hospital and Medical Insurance								
Employee Benefits								
78400.02	Insurance, Health Medicare Part B	105,059	104,050	104,050	52,945	109,253	130,612	26,562
78400.04	Insurance, Health Retiree Hospital/Medical Ins	961,322	1,005,301	1,005,301	806,353	1,055,567	904,793	-100,508
78400.07	Insurance, Health Retiree Medicare Advantage	278,739	288,648	288,648	244,362	303,081	283,536	-5,112
78400.09	Insurance, Health Retiree Healthcare Contributions	-135,256	-96,245	-96,245	-143,576	-101,058	-64,844	31,401
78400.10	Insurance, Health Retiree Med Adv Contributions	-153,432	-159,281	-159,281	-136,641	-167,246	-161,838	-2,557
Total: Employee Benefits		**1,056,433**	**1,142,473**	**1,142,473**	**823,443**	**1,199,597**	**1,092,259**	**-50,214**
Total: Expenditures - Hospital and Medical Insurance		**1,056,433**	**1,142,473**	**1,142,473**	**823,443**	**1,199,597**	**1,092,259**	**-50,214**

Departmental Revenues Budget Report

Account Number	Description	2019 Actual Amount	2020 Adopted Budget	2020 Amended Budget	2020 Actual as of 11/15/2020	2021 Department Request	2021 Tentative Budget	2021 Tentative vs 2020 Adopted Budget
A.13.9089.910 - Flexible Benefits								
Local Other								
42701.01	Refund Prior Year's Expense General	134,602	0	0	137,702	0	0	0
Total: Local Other		**134,602**	**0**	**0**	**137,702**	**0**	**0**	**0**
Total: Revenues - Flexible Benefits		**134,602**	**0**	**0**	**137,702**	**0**	**0**	**0**

Departmental Expenditures Budget Report

Account Number	Description	2019 Actual Amount	2020 Adopted Budget	2020 Amended Budget	2020 Actual as of 11/15/2020	2021 Department Request	2021 Tentative Budget	2021 Tentative vs 2020 Adopted Budget
A.13.9089.910 - Flexible Benefits								
Contractual								
74500.01	Contractual Expenses Contractual Expenses	72,810	70,000	70,000	48,818	70,000	70,000	0
Total: Contractual		**72,810**	**70,000**	**70,000**	**48,818**	**70,000**	**70,000**	**0**
Total: Expenditures - Flexible Benefits		**72,810**	**70,000**	**70,000**	**48,818**	**70,000**	**70,000**	**0**

THIS PAGE LEFT BLANK INTENTIONALLY

DEBT SERVICE

THIS PAGE LEFT BLANK INTENTIONALLY

Departmental Revenues Budget Report

Account Number	Description	2019 Actual Amount	2020 Adopted Budget	2020 Amended Budget	2020 Actual as of 11/15/2020	2021 Department Request	2021 Tentative Budget	2021 Tentative vs 2020 Adopted Budget
A.07.9710.000 - Serial Bonds								
Local Other								
41289.08	Other General Gov Income Reimbursement, Other Depts	5,868	69,188	69,188	81,687	0	0	-69,188
Total: Local Other		**5,868**	**69,188**	**69,188**	**81,687**	**0**	**0**	**-69,188**
Total: Revenues - Serial Bonds		**5,868**	**69,188**	**69,188**	**81,687**	**0**	**0**	**-69,188**

Departmental Expenditures Budget Report

Account Number	Description	2019 Actual Amount	2020 Adopted Budget	2020 Amended Budget	2020 Actual as of 11/15/2020	2021 Department Request	2021 Tentative Budget	2021 Tentative vs 2020 Adopted Budget
A.07.9710.000 - Serial Bonds								
Debt Principal								
76001.00	Principal Expense	2,990,924	3,120,110	3,120,110	2,780,109	3,240,082	3,240,082	119,972
76001.01	Principal Expense NCCC	430,000	440,000	440,000	0	445,000	445,000	5,000
Total: Debt Principal		**3,420,924**	**3,560,110**	**3,560,110**	**2,780,109**	**3,685,082**	**3,685,082**	**124,972**
Debt Interest								
77001.00	Interest Expense	1,076,525	952,924	952,924	858,370	819,500	819,500	-133,424
77001.01	Interest Expense NCCC	311,088	293,888	293,888	146,944	271,888	271,888	-22,000
Total: Debt Interest		**1,387,612**	**1,246,812**	**1,246,812**	**1,005,314**	**1,091,388**	**1,091,388**	**-155,424**
Total: Expenditures - Serial Bonds		**4,808,536**	**4,806,922**	**4,806,922**	**3,785,423**	**4,776,470**	**4,776,470**	**-30,452**

Departmental Revenues Budget Report

Account Number	Description	2019 Actual Amount	2020 Adopted Budget	2020 Amended Budget	2020 Actual as of 11/15/2020	2021 Department Request	2021 Tentative Budget	2021 Tentative vs 2020 Adopted Budget
A.07.9785.000 - Installment Purchase Debt								
Internal Elimination								
40599.01	Appropriated Fund Balance Committed Funds	0	537,146	537,146	0	537,146	537,146	0
Total: Internal Elimination		**0**	**537,146**	**537,146**	**0**	**537,146**	**537,146**	**0**
Total: Revenues - Installment Purchase Debt		**0**	**537,146**	**537,146**	**0**	**537,146**	**537,146**	**0**

Departmental Expenditures Budget Report

Account Number	Description	2019 Actual Amount	2020 Adopted Budget	2020 Amended Budget	2020 Actual as of 11/15/2020	2021 Department Request	2021 Tentative Budget	2021 Tentative vs 2020 Adopted Budget
A.07.9785.000 - Installment Purchase Debt								
Debt Principal								
76001.00	Principal Expense	325,835	338,508	338,508	338,507	349,858	349,858	11,350
Total: Debt Principal		**325,835**	**338,508**	**338,508**	**338,507**	**349,858**	**349,858**	**11,350**
Debt Interest								
77001.00	Interest Expense	211,309	198,638	198,638	198,637	187,288	187,288	-11,350
Total: Debt Interest		**211,309**	**198,638**	**198,638**	**198,637**	**187,288**	**187,288**	**-11,350**
Total: Expenditures - Installment Purchase Debt		**537,144**	**537,146**	**537,146**	**537,144**	**537,146**	**537,146**	**0**

OTHER - MISCELLANEOUS

THIS PAGE LEFT BLANK INTENTIONALLY

Departmental Revenues Budget Report

Account Number	Description	2019 Actual Amount	2020 Adopted Budget	2020 Amended Budget	2020 Actual as of 11/15/2020	2021 Department Request	2021 Tentative Budget	2021 Tentative vs 2020 Adopted Budget
A.07.9901.000 - Interfund Transfers								
Interfund Transfers								
45031.00	Interfund Transfers From Operating	0	0	73,780	75,937	0	0	0
45031.20	Interfund Transfers From Debt Reserves	1,350,000	1,350,000	1,350,000	1,350,000	1,350,000	1,350,000	0
Total: Interfund Transfers		**1,350,000**	**1,350,000**	**1,423,780**	**1,425,937**	**1,350,000**	**1,350,000**	**0**
Total: Revenues - Interfund Transfers		**1,350,000**	**1,350,000**	**1,423,780**	**1,425,937**	**1,350,000**	**1,350,000**	**0**

Departmental Expenditures Budget Report

Account Number	Description	2019 Actual Amount	2020 Adopted Budget	2020 Amended Budget	2020 Actual as of 11/15/2020	2021 Department Request	2021 Tentative Budget	2021 Tentative vs 2020 Adopted Budget
A.07.9901.000 - Interfund Transfers								
Interfund Transfers								
79010.00	Contribution to Other Funds To Other Funds	282,032	319,155	319,155	319,155	335,114	330,731	11,576
79010.10	Contribution to Other Funds To Capital Reserves	5,440,178	0	240,000	240,000	0	0	0
Total: Interfund Transfers		**5,722,210**	**319,155**	**559,155**	**559,155**	**335,114**	**330,731**	**11,576**
Total: Expenditures - Interfund Transfers		**5,722,210**	**319,155**	**559,155**	**559,155**	**335,114**	**330,731**	**11,576**